


Maryland Judiciary

ANNUAL STATISTICAL ABSTRACT

FY 2011



MARYLAND JUDICIARY

Annual Statistical Abstract

Fiscal Year 2011

July 1, 2010 - June 30, 2011

Prepared By
Court Operations Department
Administrative Office of the Courts
2001 E/F Commerce Park Dr.
Annapolis, Maryland 21401
(410) 260-1724
Maryland Relay Service (TT/Voice) 1-800-735-2258
www.mdcourts.gov



TABLE OF CONTENTS

Message from Chief Judge Bell	v
The Maryland Judicial System Organizational Chart	vi
Maryland Judiciary At a Glance	vii
The Court of Appeals	
The Court of Appeals' Narrative	COA-2
Table CA-1: Appeals and Petitions for Certiorari Filed and Disposed Within Fiscal Year	COA-3
Table CA-2: Regular Docket Appeals Docketed by Term	COA-4
Table CA-3: Filings and Dispositions	COA-4
Table CA-4: Regular Docket Disposition Type and Origin of Appeals	COA-5
Table CA-5: Petition Docket Dispositions (Petitions for Certiorari)	COA-6
The Court of Special Appeals	
The Court of Special Appeals' Narrative	COSA-2
Table COSA-1: Appeals Filed and Disposed and Opinions Filed Within Fiscal Year	COSA-3
Table COSA-2: Appeals Docketed by Term	COSA-3
Table COSA-3: Disposition of Applications for Leave to Appeal and Other Miscellaneous Cases ...	COSA-4
Table COSA-4: Disposition and Origin of Cases, Regular Docket	COSA-5
The Circuit Courts	
The Circuit Courts' Narrative	CC-2
Table CC-1.1: All Cases: Filings and Terminations, by Jurisdiction	CC-3
Table CC-1.2: All Cases: Statewide Filings and Terminations, by Case Type	CC-5
Table CC-2.1: Small Jurisdictions: Categories of Filings	CC-6
Table CC-2.2: Medium Jurisdictions: Categories of Filings	CC-8
Table CC-2.3: Medium-Large Jurisdictions: Categories of Filings	CC-10
Table CC-2.4: Large Jurisdictions: Categories of Filings	CC-11
Table CC-3: Civil-General Filings and Terminations	CC-12
Table CC-4: Civil-Family Filings and Terminations	CC-14
Table CC-5: Domestic Violence Protective Order Dispositions	CC-15
Table CC-6: Criminal Filings and Terminations	CC-17

Table CC-7: Juvenile Filings and Terminations	CC-19
Table CC-8.1: Small Jurisdictions: Categories of Terminations	CC-21
Table CC-8.2: Medium Jurisdictions: Categories of Terminations.....	CC-23
Table CC-8.3: Medium-Large Jurisdictions: Categories of Terminations	CC-25
Table CC-8.4: Large Jurisdictions: Categories of Terminations	CC-26
Table CC-9: Court Trials, Jury Trials and Hearings: By County, Circuit and Functional Area	CC-27
Table CC-10: Circuit Courts Business-Related Workload	CC-29

The District Court

The District Court's Narrative	DC-2
Table DC-1: Motor Vehicle, Criminal and Civil Cases Filed and Terminated	DC-3
Table DC-2: Motor Vehicle, Criminal and Civil Cases Filed and Terminated, by Type	DC-5
Table DC-3: Motor Vehicle Cases Filed and Processed	DC-6
Table DC-4: Criminal Cases: Manner of Disposition	DC-7
Table DC-5: DWI Cases Filed and Terminated	DC-9
Table DC-6: DWI Cases: Manner of Disposition.....	DC-10
Table DC-7: Domestic Violence Cases Filed and Terminated	DC-12
Table DC-8: Peace Order Cases Filed and Terminated	DC-13
Table DC-9: Domestic Violence Dispositions	DC-14
Table DC-10: Peace Order Dispositions	DC-15

INTRODUCTION

ROBERT M. BELL
CHIEF JUDGE
COURT OF APPEALS OF MARYLAND
634 COURTHOUSE EAST
111 N. CALVERT STREET
BALTIMORE, MARYLAND 21202
(410) 333-6396



June 2012

This statistical compendium highlights the daily work of the Maryland Judiciary. The data summarizes the millions of cases handled by Maryland's trial and appellate courts for the period July 1, 2010, to June 30, 2011. Those cases range from minor traffic citations to complex civil litigation to the precedent-setting decisions rendered by the Court of Appeals and Court of Special Appeals.

All of the nation's courts have faced new challenges over the past several years due to the economic situation and the increase in complexity of their caseloads. Nevertheless, and, indeed, as a result, many of those courts, including in Maryland, have been faced with reductions both to their budgets and workforce. The statistical measures captured in this report tell only half of the story; they do not, in and of themselves, tell the story of the dedication and commitment of the judicial officers and judicial employees that have allowed us to meet these new challenges.

With this letter, I emphasize the statistics and, at the same time, salute the hardworking judges, clerks, court administrators, commissioners, court-related agencies, administration, and support staff, the workforce of the Judicial Branch, who made the statistics possible. These individuals have worked tirelessly to improve the efficiency of the operations of Maryland's courts, and while never losing sight of the Judiciary's core purpose, to ensure the fair and equal delivery of justice for each person who comes to our courts. It is with gratitude to all of them, as well as the many volunteers who serve on judicial committees and contribute in other ways to the work of the Judiciary, that I present the Maryland Judiciary Annual Statistical Abstract for Fiscal Year 2011.

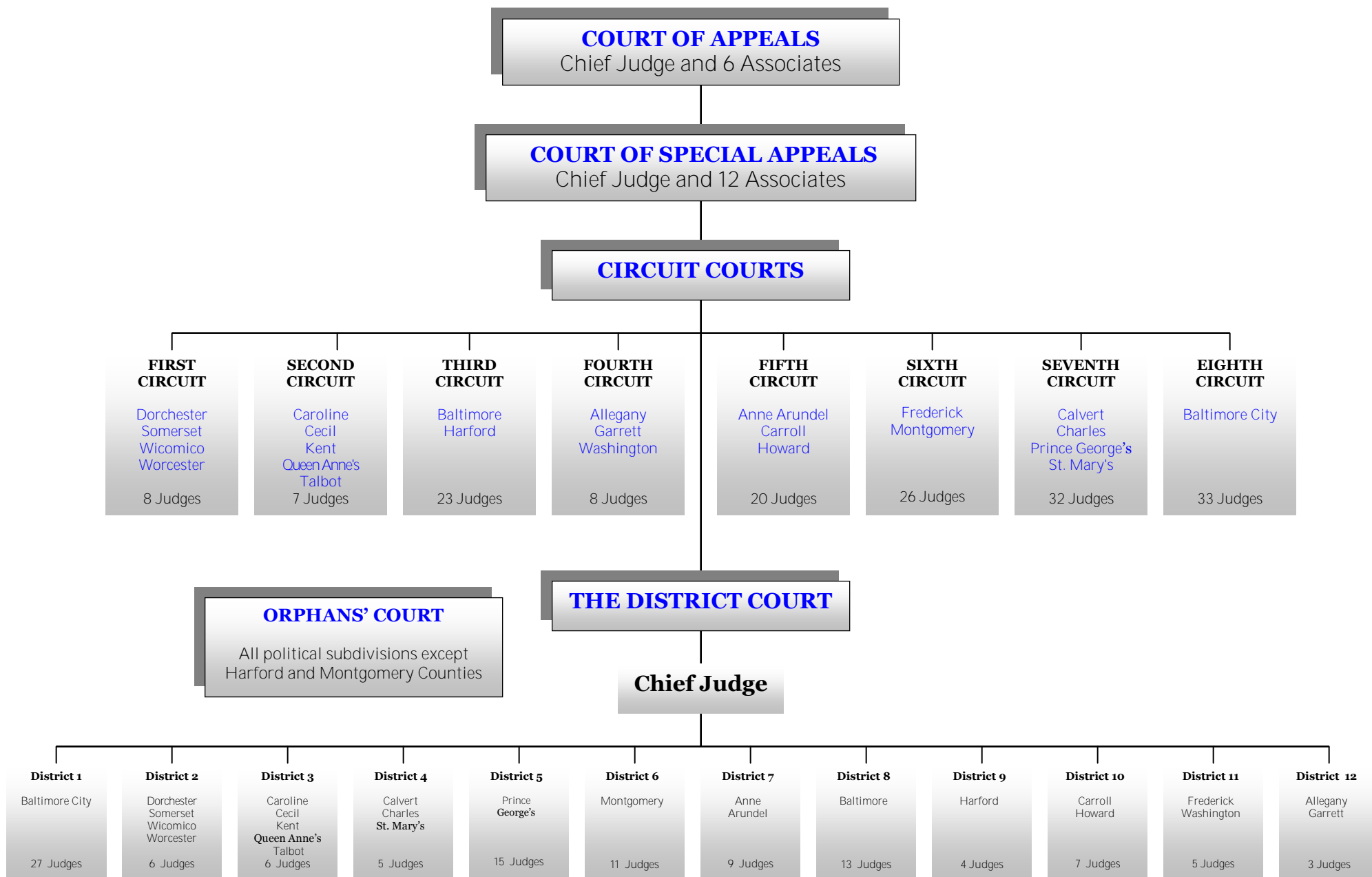
A handwritten signature in black ink that reads "Robert M. Bell".

Robert M. Bell
Chief Judge

THE MARYLAND JUDICIAL SYSTEM*

Fiscal Year 2011

*Click on any county or court name in blue to visit its website



**MARYLAND JUDICIARY AT A GLANCE
Fiscal Year 2011**

FY 2011 Judicial Branch Personnel in Profile

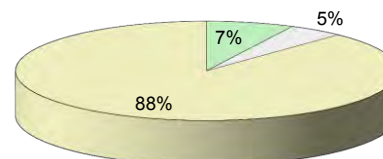
Judges	
Court of Appeals	7.0
Court of Special Appeals	13.0
Circuit Courts	157.0
District Court	112.0
Orphans' Court ¹	66.0
Total Judges	355.0

Circuit Court Masters	69.0
Circuit Court Law Clerks	157.0
Total Circuit Court Masters & Law Clerks	226.0

Judicial Support Personnel²	
Court of Appeals	73.0
Court of Special Appeals	69.5
Circuit Court Clerks' Offices	1,376.0
District Court	1,615.5
Administrative Office of the Courts	280.5
Court-Related Agencies	40.8
Circuit Courts - Local Funding	770.0
Total Judicial Support Personnel	4,225.3

Total Judicial Branch Personnel **4,806.3**

**Maryland Judicial Branch Personnel
FY 2011**



Total Judges
 Total Circuit Court Masters & Law Clerks
 Total Judicial Support Personnel

Judicial Revenues

Program	FY 2009	FY 2010	FY 2011
Court of Appeals	\$103,757	\$98,385	\$107,019
Court of Special Appeals	91,386	84,803	96,953
Circuit Court Judges	846,840	891,701	946,874
Administrative Office of the Courts	11,222,566	3,521,190	3,417,507
State Board of Law Examiners	926,219	1,133,242	1,086,196
Maryland State Law Library	6,505	5,767	5,890
Judicial Information Systems			7,091
Circuit Courts	324,897,764	326,598,765	313,464,090
District Court	97,497,086	101,171,610	99,794,620
Family Division	1,087,074	547,114	806,851
Totals³	\$436,679,197	\$434,052,577	\$419,733,089

Judicial Expenditures

Program	FY 2009	FY 2010	FY 2011
Court of Appeals	\$13,111,521	\$12,331,430	\$12,996,851
Court of Special Appeals	8,528,184	8,764,310	8,805,697
Circuit Court Judges	54,961,001	55,797,839	58,984,777
District Court	140,199,449	140,261,078	142,122,395
Maryland Judicial Conference	6,355	26,340	22,726
Administrative Office of the Courts	43,103,678	38,651,578	41,483,887
Court-Related Agencies	6,169,108	5,752,429	5,919,532
Maryland State Law Library	2,643,967	2,308,612	2,389,365
Judicial Information Systems	34,174,981	36,170,185	34,834,536
Circuit Court Clerks	85,667,158	85,582,513	85,585,316
Family Law Divisions	17,493,777	16,312,889	16,539,436
Major Information Technology Projects	7,077,385	5,820,771	2,169,359
Totals	\$413,136,564	\$407,779,974	\$411,853,876

Total Filings and Terminations in the Maryland State Courts in Fiscal Year 2011

Name of Court	FY 2011	
	Total Filings	Total Terminations
Court of Appeals ⁴	766	757
Court of Special Appeals ⁵	2,116	1,946
Circuit Courts ⁶	284,818	318,314
District Court ⁷	1,818,028	2,089,475
Totals	2,105,728	2,410,492

¹Three judges sit on the Orphans' Court in Baltimore City and each of the counties. Circuit Court judges sit as judges of the Orphans' Court in Harford County and Montgomery County.

²Includes contractual positions.

³Due to changes in State law, counties may now collect certain recordation taxes. As counties take over these collection responsibilities, the funds collected by the Judiciary are reduced.

⁴Data from Table CA-1.

⁵Data from Table COSA-1.

⁶Data from Table CC-1.1.

⁷Data from Table DC-1.

**The
Court of
Appeals**

Maryland Judiciary
Annual Statistical Abstract
Fiscal Year 2011

Court of Appeals

The Court of Appeals was created by the Constitution of 1776, and is the highest court in Maryland. Cases heard by the seven judges of the Court are, for the most part, selected through a discretionary review process **known as “certiorari.”** **Petitions for certiorari** come to the Court either before or after a case has been decided by the Court of Special Appeals. The Court of Appeals has exclusive jurisdiction over appeals for cases in which a sentence of death is imposed. For other cases, the Court grants those petitions for certiorari it deems to be desirable and in the public interest.

The Court of Appeals also adopts rules of judicial administration, practice and procedure; admits persons to the practice of law; and conducts disciplinary proceedings involving members of the bench and bar.

The following tables provide a statistical depiction of the Court’s workload for Fiscal Year 2011.



Robert C. Murphy
Courts of Appeal Building
Annapolis, Maryland

**TABLE CA-1
COURT OF APPEALS**

**APPEALS AND PETITIONS FOR CERTIORARI
FILED AND DISPOSED WITHIN FISCAL YEAR**

**3 Year Comparative Tables
Fiscal Years 2009 - 2011**

	APPEALS			CERTIORARI	
	Filed ¹	Disposed ²		Filed ³	Disposed ⁴
FY 2009	176	98	FY 2009	651	658
FY 2010	143	140	FY 2010	624	597
FY 2011	138	161	FY 2011	628	596

¹Appeals filed are reported by the period in which a petition for writ of certiorari is filed with the Court of Appeals or the period in which the Court issues a writ of certiorari on its own motion.

²Appeals disposed are reported by the period in which the Court of Appeals renders a decision on a docketed case.

³Petitions for writ of certiorari filed are reported by the period in which they are filed with the Court of Appeals.

⁴Petitions for writ of certiorari disposed are reported in the period in which they are granted, denied, dismissed, or withdrawn.

**TABLE CA-2
COURT OF APPEALS**

**REGULAR DOCKET
APPEALS DOCKETED BY TERM
2008 - 2010 Terms**

	Civil	Criminal	TOTALS
2008 Term	91	70	161
2009 Term	90	67	157
2010 Term	78	71	149

**TABLE CA-3
COURT OF APPEALS**

**FILINGS AND DISPOSITIONS
Fiscal Years 2009-2011**

	FY 2009		FY 2010		FY 2011	
	Filings	Dispositions	Filings	Dispositions	Filings	Dispositions
Regular Docket	176	98	143	140	138	161
Petitions for Certiorari	651	658	624	597	628	596
Attorney Grievance Proceedings	76	81	103	87	79	85
Bar Admission Proceedings	3	3	3	3	2	2
Certified Questions of Law	2	1	5	1	2	3
Miscellaneous Appeals	17	15	27	22	34	33
TOTALS	925	856	905	850	883	880

**TABLE CA-4
COURT OF APPEALS**

REGULAR DOCKET

DISPOSITION TYPE AND ORIGIN OF APPEALS

Fiscal Year 2011

Disposition Type	Civil	Juvenile	Criminal	TOTALS
Affirmed	43	4	17	64
Reversed	0	0	2	2
Dismissed - Opinion Filed	0	0	3	3
Dismissed Without Opinion	5	1	2	8
Vacated and Remanded	10	0	11	21
Reversed and Remanded	17	1	23	41
Affirmed in Part, Reversed in Part	6	1	2	9
Affirmed in Part, Vacated in Part	0	0	3	3
Dismissed Prior to Argument or Submission	4	3	3	10
Total Cases Disposed FY 2011	85	10	66	161

Origin	Civil	Juvenile	Criminal	TOTALS
2007 Docket	2	0	0	2
2008 Docket	13	0	7	20
2009 Docket	30	3	29	62
2010 Docket	40	7	30	77
Total Cases Disposed FY 2011	85	10	66	161

**TABLE CA-5
COURT OF APPEALS**

**PETITION DOCKET DISPOSITIONS
(PETITIONS FOR CERTIORARI)**

Fiscal Years 2009-2011

PETITIONS	Granted	Dismissed	Denied	Withdrawn	Totals	Percentage of Certiorari Petitions Granted
<i>Civil</i>						
FY 2009	90	2	267	3	362	24.9%
FY 2010	58	0	232	2	292	19.9%
FY 2011	58	0	242	1	301	19.3%

PETITIONS	Granted	Dismissed	Denied	Withdrawn	Totals	Percentage of Certiorari Petitions Granted
<i>Criminal</i>						
FY 2009	55	0	240	1	296	18.6%
FY 2010	57	0	247	1	305	18.7%
FY 2011	46	1	246	2	295	15.6%

**The
Court of
Special
Appeals**

Maryland Judiciary
Annual Statistical Abstract
Fiscal Year 2011

Court of Special Appeals

The Court of Special Appeals was created in 1966. Cases heard by the thirteen judges of the Court include any reviewable judgment, decree, or order of other action of a circuit court. The Court also considers applications for leave to appeal in such cases as post conviction, habeas corpus matters involving denial of or excessive bail, inmate grievances, appeals from criminal guilty pleas, and violations of probation.

The Court includes thirteen judges - one judge from each of the seven appellate judicial circuits and six elected from the State at large. The judges are empowered to sit in **panels of three**. All judges may sit “en banc” to hear a case if the majority of the judges so order.

The following tables provide a statistical delineation of the Court’s workload for Fiscal Year 2011.



Robert C. Murphy
Courts of Appeal Building
Annapolis, Maryland

**TABLE COSA-1
COURT OF SPECIAL APPEALS**

**APPEALS FILED AND DISPOSED AND OPINIONS FILED
WITHIN FISCAL YEAR**

Fiscal Years 2009 - 2011

	APPEALS			OPINIONS
	Filed	Disposed		Filed
FY 2009	2,012	2,111	FY 2009	1,461
FY 2010	1,980	2,140	FY 2010	1,500
FY 2011	2,116	1,946	FY 2011	1,298

**TABLE COSA-2
COURT OF SPECIAL APPEALS**

APPEALS DOCKETED BY TERM

2008, 2009 and 2010 Terms*

	APPEALS		
	Civil	Criminal	TOTALS
2008 Term	1,265	818	2,083
2009 Term	1,258	783	2,041
2010 Term	1,217	787	2,004

*The number of appeals docketed are counted by term. (March 1, 2010 - February 28, 2011 is the 2010 Term.)

**TABLE COSA-3
COURT OF SPECIAL APPEALS**

**DISPOSITION OF APPLICATIONS FOR LEAVE TO APPEAL
AND OTHER MISCELLANEOUS CASES**

Fiscal Years 2009 - 2011

	Fiscal Year		
	2009	2010	2011
POST CONVICTION-TOTALS	196	210	182
Granted	0	2	9
Dismissed or Transferred	61	16	0
Denied	135	192	173
Remanded	0	0	0

	Fiscal Year		
	2009	2010	2011
GUILTY PLEA-TOTALS	68	124	30
Granted	1	6	2
Dismissed or Transferred	48	31	0
Denied	19	87	27
Remanded	0	0	1

	Fiscal Year		
	2009	2010	2011
OTHER MISCELLANEOUS-TOTALS	71	81	76
Granted	1	0	7
Dismissed or Transferred	38	9	0
Denied	32	72	68
Remanded	0	0	1

	Fiscal Year		
	2009	2010	2011
VIOLATIONS OF PROBATION-TOTALS	75	62	71
Granted	0	0	1
Dismissed or Transferred	33	9	0
Denied	42	53	70
Remanded	0	0	0

	Fiscal Year		
	2009	2010	2011
TOTALS	410	477	359

**TABLE COSA-4
COURT OF SPECIAL APPEALS**

DISPOSITION AND ORIGIN OF CASES

**Regular Docket
Fiscal Year 2011**

Decision	Civil	Juvenile	Criminal	Totals
Affirmed	455	57	500	1,012
Reversed (incl rev, rev/rem)	83	9	62	154
Dismissed - Opinion Filed	38	0	6	44
Dismissed Without Opinion	0	0	0	0
Remanded without Affirmance or Reversal	11	3	3	17
Vacated and Remanded	38	5	39	82
Affirmed in Part, Reversed in Part	0	1	2	3
Dismissed Prior to Argument or Submission	414	36	143	593
Transferred to Court of Appeals	22	3	10	35
Other	2	3	1	6
Total Cases Disposed FY 2011	1,063	117	766	1,946

Origin	Civil	Juvenile	Criminal	Totals
1996 Docket	1	0	0	1
2003 Docket	1	0	0	1
2004 Docket	1	0	1	2
2005 Docket	2	0	1	3
2006 Docket	1	0	1	2
2007 Docket	8	0	17	25
2008 Docket	56	3	114	173
2009 Docket	410	28	418	856
2010 Docket	551	84	206	841
2011 Docket	32	2	8	42
Origin Totals	1,063	117	766	1,946

**The
Circuit
Courts**

Maryland Judiciary
Annual Statistical Abstract
Fiscal Year 2011

Circuit Courts

Each county in Maryland and Baltimore City has a circuit court. Circuit courts are the trial courts of general jurisdiction. The 157 judges handle major civil cases, serious criminal matters, and all family matters including juvenile. Circuit court judges also decide appeals from the District Court and certain administrative agencies. Judicial Masters hear domestic and juvenile matters and make recommendations based on their findings to the judge.

In addition to judicial functions, the **courts are responsible for recording the State's land** record transactions, as well as issuing a number of business licenses. Civil marriage ceremonies are often performed by judges and clerks.

Circuit courts are grouped into eight geographical circuits, each with two or more counties, with the exception of the Eighth Circuit that consists of Baltimore City. The smallest jurisdictions have one judge. Baltimore City, which handles the largest number of cases, has 33 judgeships.

The following tables provide a statistical depiction of the workload in the circuit courts for Fiscal Year 2011.



Circuit Court for St. Mary's County

**TABLE CC-1.1
CIRCUIT COURTS**

**ALL CASES: FILINGS AND TERMINATIONS BY JURISDICTION
Original and Reopened Cases
Fiscal Years 2009 through 2011**

	FY 2009		FY 2010		FY 2011	
	Filings	Terminations	Filings	Terminations	Filings	Terminations
First Circuit	15,765	14,991	16,771	16,472	15,745	16,135
Dorchester	2,832	2,570	2,784	2,779	2,819	2,782
Somerset	2,156	2,077	2,292	2,168	2,258	2,297
Wicomico	6,351	5,982	7,118	6,987	6,689	6,805
Worcester	4,426	4,362	4,577	4,538	3,979	4,251

	FY 2009		FY 2010		FY 2011	
	Filings	Terminations	Filings	Terminations	Filings	Terminations
Second Circuit	15,788	15,306	16,628	15,993	16,070	16,326
Caroline	2,314	2,021	2,576	2,417	2,386	2,399
Cecil	7,681	7,645	8,063	7,932	8,096	8,000
Kent	1,437	1,484	1,348	1,280	1,229	1,226
Queen Anne's	2,185	2,083	2,460	2,303	2,315	2,531
Talbot	2,171	2,073	2,181	2,061	2,044	2,170

	FY 2009		FY 2010		FY 2011	
	Filings	Terminations	Filings	Terminations	Filings	Terminations
Third Circuit	45,927	40,082	48,285	43,720	45,169	45,995
Baltimore	32,674	26,474	35,073	30,609	31,185	31,490
Harford	13,253	13,608	13,212	13,111	13,984	14,505

	FY 2009		FY 2010		FY 2011	
	Filings	Terminations	Filings	Terminations	Filings	Terminations
Fourth Circuit	15,902	15,297	16,222	16,071	15,071	15,599
Allegany	4,398	4,236	4,336	4,172	4,169	4,166
Garrett	1,304	1,209	1,342	1,260	1,119	1,149
Washington	10,200	9,852	10,544	10,639	9,783	10,284

ALL CASES: FILINGS AND TERMINATIONS BY JURISDICTION, Continued

	FY 2009		FY 2010		FY 2011	
	Filings	Terminations	Filings	Terminations	Filings	Terminations
Fifth Circuit	40,595	37,143	43,682	40,384	38,826	44,193
Anne Arundel	24,004	21,314	24,688	22,668	22,912	26,216
Carroll	7,715	7,597	8,010	7,462	7,096	7,563
Howard	8,876	8,232	10,984	10,254	8,818	10,414
	FY 2009		FY 2010		FY 2011	
	Filings	Terminations	Filings	Terminations	Filings	Terminations
Sixth Circuit	54,239	50,462	56,355	55,777	48,192	55,096
Frederick	11,101	10,468	11,517	11,207	9,348	11,059
Montgomery	43,138	39,994	44,838	44,570	38,844	44,037
	FY 2009		FY 2010		FY 2011	
	Filings	Terminations	Filings	Terminations	Filings	Terminations
Seventh Circuit	67,006	56,754	68,925	67,105	53,268	66,469
Calvert	5,325	5,125	5,441	5,099	4,755	5,073
Charles	9,640	9,022	10,698	9,502	9,790	10,681
Prince George's	46,677	37,804	47,145	47,242	33,424	45,224
St. Mary's	5,364	4,803	5,641	5,262	5,299	5,491
	FY 2009		FY 2010		FY 2011	
	Filings	Terminations	Filings	Terminations	Filings	Terminations
Eighth Circuit	59,662	55,712	57,789	53,027	52,477	58,501
Baltimore City	59,662	55,712	57,789	53,027	52,477	58,501
	FY 2009		FY 2010		FY 2011	
	Filings	Terminations	Filings	Terminations	Filings	Terminations
STATE TOTALS	314,884	285,747	324,657	308,549	284,818	318,314

TABLE CC-1.2
CIRCUIT COURT

ALL CASES: STATEWIDE FILINGS AND TERMINATIONS, BY CASE TYPE

Original and Reopened Cases
Fiscal Years 2009 through 2011

STATEWIDE	FY 2009		FY 2010		FY 2011	
	Filings	Terminations	Filings	Terminations	Filings	Terminations
Total Civil-General	91,046	74,484	107,814	93,870	65,402	96,569
Motor Tort	5,748	8,046	5,698	6,487	5,349	6,209
Other Tort	4,210	2,988	4,252	4,131	4,742	3,990
Contract	7,026	7,514	7,244	7,746	6,547	7,146
Condemnation	347	325	190	252	230	224
Cont'd Confessed Judgment	2,612	2,230	2,589	2,460	2,272	2,161
Other Law	10,487	10,098	10,379	12,714	10,133	11,461
<i>Appeals</i>						
District Court - On Record	401	245	445	220	474	249
District Court - De Novo	857	377	950	385	1,009	572
Administrative Agency	3,407	3,599	3,777	3,730	3,589	4,026
Other General	55,321	39,011	71,645	55,601	30,440	60,331
Unreported Category	630	51	645	144	617	200
Total Civil-Family	99,475	91,553	101,011	97,900	104,428	100,080
Divorce/Nullity	36,535	33,638	34,715	33,890	36,151	35,881
Other Domestic Relations	36,614	33,469	40,519	39,073	41,885	38,613
Adoption/Guardianship	2,899	2,760	3,139	3,093	3,138	3,378
Paternity	18,478	16,880	17,330	16,773	18,341	17,375
Domestic Violence	4,949	4,806	5,308	5,071	4,913	4,833
Total Juvenile	39,645	38,109	32,620	32,402	30,635	31,253
Delinquency	34,489	32,876	27,648	27,032	25,813	26,477
Adult	71	60	59	46	78	71
Child in Need of Supervision	204	182	143	118	127	114
Child in Need of Assistance	3,263	3,248	3,203	3,557	3,261	3,140
Guardianship	565	666	538	620	480	597
Adoption	661	738	656	704	527	530
Peace Orders	381	338	338	312	322	312
Unreported Category	11	11	35	13	27	12
Total Criminal	84,718	81,601	83,212	84,377	84,353	90,412
Indictment/Information	40,705	39,286	39,029	41,832	39,847	43,448
<i>Appeals</i>						
District Court - Motor	2,378	2,303	2,290	2,242	2,201	2,391
District Court - Other	3,409	3,426	3,286	3,255	3,697	3,811
Jury Trial Prayed - Motor	10,552	10,312	11,519	11,427	11,284	11,869
Jury Trial Prayed - Other	26,016	25,782	25,841	24,918	26,072	28,276
Non Support	270	300	225	367	249	283
Post Conviction	163	167	389	285	368	319
Unreported Category	1,225	25	633	51	635	15
TOTAL	314,884	285,747	324,657	308,549	284,818	318,314

**TABLE CC-2.1
CIRCUIT COURTS**

**SMALL JURISDICTIONS
CATEGORIES OF FILINGS**

**Original and Reopened Cases
Fiscal Year 2011**

	Caroline	Dorchester	Garrett	Kent
Total Civil-General	258	569	209	240
Motor Tort	9	16	13	10
Other Tort	6	26	6	6
Contract	15	37	10	16
Condemnation	5	2	1	0
Cont'd Confessed Judgment	10	47	20	24
Other Law	11	42	24	14
<i>Appeals</i>				
District Court - On Record	0	1	0	0
District Court - De Novo	8	5	2	6
Administrative Agency	16	15	16	13
Other General	177	374	116	149
Unreported Category	1	4	1	2

	Caroline	Dorchester	Garrett	Kent
Total Civil-Family	1,189	1,195	537	508
Divorce/Nullity	268	283	184	122
Other Domestic Relations	588	513	254	251
Adoption/Guardianship	6	12	6	1
Paternity	231	336	89	100
Domestic Violence	96	51	4	34

	Caroline	Dorchester	Garrett	Kent
Total Juvenile	176	240	126	118
Delinquency	152	228	77	111
Adult	0	0	0	0
Child in Need of Supervision	0	0	2	0
Child in Need of Assistance	20	9	35	3
Guardianship	2	0	4	2
Adoption	2	2	8	2
Peace Orders	0	1	0	0
Unreported Category	0	0	0	0

	Caroline	Dorchester	Garrett	Kent
Total Criminal	763	815	247	363
Indictment/Information	268	486	135	155
<i>Appeals</i>				
District Court - Motor	16	17	3	10
District Court - Other	22	16	6	11
Jury Trial Prayed - Motor	165	100	41	79
Jury Trial Prayed - Other	289	185	56	105
Non Support	0	0	0	0
Post Conviction	0	3	5	1
Unreported Category	3	8	1	2

	Caroline	Dorchester	Garrett	Kent
TOTAL FILINGS	2,386	2,819	1,119	1,229

**TABLE CC-2.1
CIRCUIT COURTS**

**SMALL JURISDICTIONS
CATEGORIES OF FILINGS**

Continued

	Queen Anne's	Somerset	Talbot
Total Civil-General	601	467	418
Motor Tort	27	16	14
Other Tort	20	9	13
Contract	59	10	54
Condemnation	1	0	6
Cont'd Confessed Judgment	32	28	23
Other Law	42	63	33
<i>Appeals</i>			
District Court - On Record	9	3	3
District Court - De Novo	3	4	4
Administrative Agency	30	88	29
Other General	376	197	237
Unreported Category	2	49	2

	Queen Anne's	Somerset	Talbot
Total Civil-Family	803	1,144	907
Divorce/Nullity	332	216	278
Other Domestic Relations	328	543	414
Adoption/Guardianship	12	6	9
Paternity	98	339	185
Domestic Violence	33	40	21

	Queen Anne's	Somerset	Talbot
Total Juvenile	175	134	123
Delinquency	174	100	103
Adult	0	0	0
Child in Need of Supervision	0	0	0
Child in Need of Assistance	1	22	15
Guardianship	0	7	1
Adoption	0	0	2
Peace Orders	0	5	0
Unreported Category	0	0	2

	Queen Anne's	Somerset	Talbot
Total Criminal	736	513	596
Indictment/Information	350	329	374
<i>Appeals</i>			
District Court - Motor	32	7	19
District Court - Other	44	5	7
Jury Trial Prayed - Motor	91	42	76
Jury Trial Prayed - Other	211	128	113
Non Support	0	0	0
Post Conviction	1	0	0
Unreported Category	7	2	7

	Queen Anne's	Somerset	Talbot
TOTAL FILINGS	2,315	2,258	2,044

**TABLE CC-2.2
CIRCUIT COURTS**

**MEDIUM JURISDICTIONS
CATEGORIES OF FILINGS**

**Original and Reopened Cases
Fiscal Year 2011**

	Allegany	Calvert	Carroll	Cecil	Frederick
Total Civil-General	875	684	1,222	1,341	1,474
Motor Tort	46	68	99	121	90
Other Tort	24	1	60	41	54
Contract	31	91	138	82	249
Condemnation	1	0	0	1	13
Cont'd Confessed Judgment	19	49	110	69	80
Other Law	39	61	76	60	62
<i>Appeals</i>					
District Court - On Record	6	3	0	2	16
District Court - De Novo	8	9	32	12	31
Administrative Agency	273	30	76	44	78
Other General	400	368	602	880	793
Unreported Category	28	4	29	29	8

	Allegany	Calvert	Carroll	Cecil	Frederick
Total Civil-Family	2,092	2,617	2,394	2,578	4,250
Divorce/Nullity	477	811	1,075	790	1,607
Other Domestic Relations	1,171	755	832	1,333	1,818
Adoption/Guardianship	6	18	27	24	42
Paternity	410	917	169	342	615
Domestic Violence	28	116	291	89	168

	Allegany	Calvert	Carroll	Cecil	Frederick
Total Juvenile	397	621	789	410	834
Delinquency	305	531	736	304	723
Adult	0	0	12	0	0
Child in Need of Supervision	7	0	5	0	0
Child in Need of Assistance	46	69	24	79	76
Guardianship	15	4	2	15	16
Adoption	24	1	3	12	9
Peace Orders	0	16	7	0	10
Unreported Category	0	0	0	0	0

	Allegany	Calvert	Carroll	Cecil	Frederick
Total Criminal	805	833	2,691	3,767	2,790
Indictment/Information	351	510	864	900	872
<i>Appeals</i>					
District Court - Motor	5	9	65	38	107
District Court - Other	16	22	43	36	84
Jury Trial Prayed - Motor	109	135	689	1,009	801
Jury Trial Prayed - Other	319	150	968	1,399	901
Non Support	0	2	1	166	0
Post Conviction	0	0	5	8	17
Unreported Category	5	5	56	211	8

	Allegany	Calvert	Carroll	Cecil	Frederick
TOTAL FILINGS	4,169	4,755	7,096	8,096	9,348

**TABLE CC-2.2
CIRCUIT COURTS**

**MEDIUM JURISDICTIONS
CATEGORIES OF FILINGS**

Continued

	St. Mary's	Washington	Wicomico	Worcester
Total Civil-General	691	1,057	965	1,194
Motor Tort	60	68	64	35
Other Tort	11	42	41	32
Contract	64	127	74	61
Condemnation	1	0	0	1
Cont'd Confessed Judgment	37	37	47	48
Other Law	129	80	64	71
<i>Appeals</i>				
District Court - On Record	3	11	3	4
District Court - De Novo	9	21	11	11
Administrative Agency	32	120	57	19
Other General	340	539	594	906
Unreported Category	5	12	10	6

	St. Mary's	Washington	Wicomico	Worcester
Total Civil-Family	3,407	5,145	2,583	1,392
Divorce/Nullity	797	1,175	667	357
Other Domestic Relations	1,421	2,804	1,129	684
Adoption/Guardianship	24	29	15	14
Paternity	1,011	1,123	664	311
Domestic Violence	154	14	108	26

	St. Mary's	Washington	Wicomico	Worcester
Total Juvenile	472	1,060	1,306	318
Delinquency	336	866	1,226	265
Adult	7	0	32	1
Child in Need of Supervision	1	0	3	0
Child in Need of Assistance	102	155	19	35
Guardianship	10	12	8	5
Adoption	16	23	12	4
Peace Orders	0	4	6	8
Unreported Category	0	0	0	0

	St. Mary's	Washington	Wicomico	Worcester
Total Criminal	729	2,521	1,835	1,075
Indictment/Information	472	1,153	1,227	637
<i>Appeals</i>				
District Court - Motor	4	45	17	17
District Court - Other	9	100	64	30
Jury Trial Prayed - Motor	62	373	135	118
Jury Trial Prayed - Other	167	768	368	258
Non Support	0	52	3	6
Post Conviction	0	1	2	0
Unreported Category	15	29	19	9

	St. Mary's	Washington	Wicomico	Worcester
TOTAL FILINGS	5,299	9,783	6,689	3,979

**TABLE CC-2.3
CIRCUIT COURTS**

**MEDIUM-LARGE JURISDICTIONS
CATEGORIES OF FILINGS**

**Original and Reopened Cases
Fiscal Year 2011**

	Charles	Harford	Howard
Total Civil-General	1,392	1,779	2,967
Motor Tort	100	180	163
Other Tort	61	48	128
Contract	135	161	377
Condemnation	3	26	0
Cont'd Confessed Judgment	40	98	123
Other Law	95	103	123
<i>Appeals</i>			
District Court - On Record	18	10	26
District Court - De Novo	24	18	40
Administrative Agency	83	154	129
Other General	819	964	1,848
Unreported Category	14	17	10

	Charles	Harford	Howard
Total Civil-Family	4,220	7,469	2,966
Divorce/Nullity	1,279	3,506	1,455
Other Domestic Relations	1,599	2,309	968
Adoption/Guardianship	22	53	33
Paternity	1,111	1,392	364
Domestic Violence	209	209	146

	Charles	Harford	Howard
Total Juvenile	1,625	922	1,011
Delinquency	1,510	743	963
Adult	22	0	0
Child in Need of Supervision	0	0	0
Child in Need of Assistance	52	115	23
Guardianship	23	25	3
Adoption	18	22	5
Peace Orders	0	17	17
Unreported Category	0	0	0

	Charles	Harford	Howard
Total Criminal	2,553	3,814	1,874
Indictment/Information	1,673	1,130	1,034
<i>Appeals</i>			
District Court - Motor	23	123	77
District Court - Other	34	328	43
Jury Trial Prayed - Motor	334	790	284
Jury Trial Prayed - Other	409	1,408	405
Non Support	0	0	2
Post Conviction	28	25	15
Unreported Category	52	10	14

	Charles	Harford	Howard
TOTAL FILINGS	9,790	13,984	8,818

**TABLE CC-2.4
CIRCUIT COURTS**

**LARGE JURISDICTIONS
CATEGORIES OF FILINGS**

**Original and Reopened Cases
Fiscal Year 2011**

	Anne Arundel	Baltimore	Baltimore City	Montgomery	Prince George's
Total Civil-General	5,364	7,699	13,883	12,225	7,828
Motor Tort	391	894	1,387	532	946
Other Tort	9	643	2,284	681	496
Contract	688	960	479	1,963	666
Condemnation	1	24	135	8	1
Cont'd Confessed Judgment	280	341	187	447	76
Other Law	276	235	1,482	5,823	1,125
<i>Appeals</i>					
District Court - On Record	0	71	86	118	81
District Court - De Novo	0	182	133	235	201
Administrative Agency	246	546	919	576	0
Other General	3,397	3,745	6,659	1,842	4,118
Unreported Category	76	58	132	0	118

	Anne Arundel	Baltimore	Baltimore City	Montgomery	Prince George's
Total Civil-Family	7,616	9,336	11,622	14,791	13,667
Divorce/Nullity	3,814	3,977	2,679	5,356	4,646
Other Domestic Relations	2,744	3,811	4,555	5,178	5,883
Adoption/Guardianship	209	194	117	1,816	443
Paternity	518	902	3,936	1,562	1,616
Domestic Violence	331	452	335	879	1,079

	Anne Arundel	Baltimore	Baltimore City	Montgomery	Prince George's
Total Juvenile	2,891	3,332	6,762	4,411	2,382
Delinquency	2,781	2,924	4,637	3,999	2,019
Adult	3	1	0	0	0
Child in Need of Supervision	0	0	109	0	0
Child in Need of Assistance	67	330	1,437	257	270
Guardianship	6	27	188	47	58
Adoption	10	33	252	47	20
Peace Orders	24	17	136	54	0
Unreported Category	0	0	3	7	15

	Anne Arundel	Baltimore	Baltimore City¹	Montgomery	Prince George's
Total Criminal	7,041	10,818	20,210	7,417	9,547
Indictment/Information	4,534	4,824	9,113	5,256	3,200
<i>Appeals</i>					
District Court - Motor	285	488	171	507	116
District Court - Other	458	653	374	1,098	194
Jury Trial Prayed - Motor	448	1,535	810	154	2,904
Jury Trial Prayed - Other	1,236	3,243	9,651	354	2,981
Non Support	0	15	2	0	0
Post Conviction	1	0	56	48	152
Unreported Category	79	60	33	0	0

	Anne Arundel	Baltimore	Baltimore City	Montgomery	Prince George's
TOTAL FILINGS	22,912	31,185	52,477	38,844	33,424

¹Criminal Filings for Baltimore City are based upon the Tracking Number System for the 8th Circuit.

**TABLE CC-3
CIRCUIT COURTS**

CIVIL-GENERAL FILINGS AND TERMINATIONS

**Original and Reopened Cases
Fiscal Years 2009 through 2011**

	FY 2009		FY 2010		FY 2011	
	Filings	Terminations	Filings	Terminations	Filings	Terminations
First Circuit	3,756	3,052	4,536	4,148	3,195	4,113
Dorchester	497	365	688	536	569	717
Somerset	492	403	579	585	467	572
Wicomico	1,114	889	1,387	1,280	965	1,197
Worcester	1,653	1,395	1,882	1,747	1,194	1,627

	FY 2009		FY 2010		FY 2011	
	Filings	Terminations	Filings	Terminations	Filings	Terminations
Second Circuit	3,312	2,843	4,162	3,522	2,858	3,554
Caroline	399	338	525	430	258	426
Cecil	1,567	1,352	1,932	1,701	1,341	1,559
Kent	242	209	300	245	240	232
Queen Anne's	672	581	820	739	601	813
Talbot	432	363	585	407	418	524

	FY 2009		FY 2010		FY 2011	
	Filings	Terminations	Filings	Terminations	Filings	Terminations
Third Circuit	12,538	9,334	14,400	11,295	9,478	11,431
Baltimore	10,028	7,028	11,554	8,785	7,699	9,187
Harford	2,510	2,306	2,846	2,510	1,779	2,244

	FY 2009		FY 2010		FY 2011	
	Filings	Terminations	Filings	Terminations	Filings	Terminations
Fourth Circuit	3,136	2,590	3,521	3,196	2,141	2,958
Allegany	1,154	1,052	1,197	1,141	875	1,039
Garrett	264	198	319	255	209	276
Washington	1,718	1,340	2,005	1,800	1,057	1,643

CIVIL-GENERAL FILINGS AND TERMINATIONS, Continued

	FY 2009		FY 2010		FY 2011	
	Filings	Terminations	Filings	Terminations	Filings	Terminations
Fifth Circuit	11,537	9,002	15,708	12,516	9,553	13,826
Anne Arundel	6,886	5,112	8,214	6,014	5,364	7,880
Carroll	1,613	1,406	1,974	1,714	1,222	1,637
Howard	3,038	2,484	5,520	4,788	2,967	4,309
	FY 2009		FY 2010		FY 2011	
	Filings	Terminations	Filings	Terminations	Filings	Terminations
Sixth Circuit	19,557	16,355	21,456	20,744	13,699	19,653
Frederick	2,767	2,295	3,231	2,905	1,474	2,798
Montgomery	16,790	14,060	18,225	17,839	12,225	16,855
	FY 2009		FY 2010		FY 2011	
	Filings	Terminations	Filings	Terminations	Filings	Terminations
Seventh Circuit	19,950	16,351	25,038	22,742	10,595	24,188
Calvert	1,021	875	1,349	1,080	684	1,185
Charles	2,327	1,704	2,803	2,090	1,392	2,551
Prince George's	15,583	12,974	19,683	18,582	7,828	19,449
St. Mary's	1,019	798	1,203	990	691	1,003
	FY 2009		FY 2010		FY 2011	
	Filings	Terminations	Filings	Terminations	Filings	Terminations
Eighth Circuit	17,260	14,957	18,993	15,707	13,883	16,846
Baltimore City	17,260	14,957	18,993	15,707	13,883	16,846
	FY 2009		FY 2010		FY 2011	
	Filings	Terminations	Filings	Terminations	Filings	Terminations
STATE TOTALS	91,046	74,484	107,814	93,870	65,402	96,569

**TABLE CC-4
CIRCUIT COURTS**

CIVIL-FAMILY FILINGS AND TERMINATIONS

Original and Reopened Cases
Fiscal Years 2009 through 2011

	FY 2009		FY 2010		FY 2011	
	Filings	Terminations	Filings	Terminations	Filings	Terminations
First Circuit	5,835	5,837	6,063	5,992	6,314	5,918
Dorchester	1,117	1,061	1,074	1,062	1,195	1,066
Somerset	1,125	1,111	1,112	1,037	1,144	1,104
Wicomico	2,301	2,279	2,602	2,575	2,583	2,486
Worcester	1,292	1,386	1,275	1,318	1,392	1,262
Second Circuit	5,666	5,479	5,888	5,572	5,985	5,588
Caroline	1,051	873	1,151	1,054	1,189	1,008
Cecil	2,543	2,583	2,510	2,385	2,578	2,385
Kent	483	496	484	441	508	481
Queen Anne's	692	668	818	778	803	795
Talbot	897	859	925	914	907	919
Third Circuit	15,239	13,618	15,207	14,421	16,805	14,174
Baltimore	9,329	7,402	9,438	8,810	9,336	7,147
Harford	5,910	6,216	5,769	5,611	7,469	7,027
Fourth Circuit	7,787	7,592	7,503	7,443	7,774	7,232
Allegany	2,192	2,137	2,042	1,953	2,092	1,886
Garrett	632	615	600	520	537	499
Washington	4,963	4,840	4,861	4,970	5,145	4,847
Fifth Circuit	12,649	11,819	12,648	12,413	12,976	13,365
Anne Arundel	7,418	6,655	7,332	7,283	7,616	8,300
Carroll	2,409	2,473	2,581	2,408	2,394	2,222
Howard	2,822	2,691	2,735	2,722	2,966	2,843
Sixth Circuit	18,994	18,485	19,232	19,093	19,041	19,437
Frederick	4,094	3,903	4,114	4,028	4,250	4,291
Montgomery	14,900	14,582	15,118	15,065	14,791	15,146
Seventh Circuit	23,150	19,299	24,549	23,818	23,911	22,116
Calvert	2,619	2,610	2,520	2,318	2,617	2,483
Charles	3,505	3,439	4,040	3,587	4,220	3,887
Prince George's	14,220	10,766	14,788	14,970	13,667	12,439
St. Mary's	2,806	2,484	3,201	2,943	3,407	3,307
Eighth Circuit	10,155	9,424	9,921	9,148	11,622	12,250
Baltimore City	10,155	9,424	9,921	9,148	11,622	12,250
STATE TOTALS	99,475	91,553	101,011	97,900	104,428	100,080

**TABLE CC-5
CIRCUIT COURTS**

**Domestic Violence Protective Order Dispositions
Fiscal Year 2011**

	Temporary Protective Orders Disposed¹		
	Orders		
	Orders Granted	Denied/Dismissed²	Orders Rescinded
First Circuit	109	60	0
Dorchester	31	8	0
Somerset	27	5	0
Wicomico	45	40	0
Worcester	6	7	0

	Final Protective Orders Disposed¹		
	Orders		
	Orders Granted	Denied/Dismissed²	Orders Rescinded
	67	87	2
	22	24	1
	12	17	0
	28	40	0
	5	6	1

	Temporary Protective Orders Disposed¹		
	Orders		
	Orders Granted	Denied/Dismissed²	Orders Rescinded
Second Circuit	115	25	5
Caroline	38	6	3
Cecil	41	4	0
Kent	18	8	0
Queen Anne's	9	7	2
Talbot	9	0	0

	Final Protective Orders Disposed¹		
	Orders		
	Orders Granted	Denied/Dismissed²	Orders Rescinded
	87	115	9
	28	41	2
	36	52	3
	11	7	3
	6	12	0
	6	3	1

	Temporary Protective Orders Disposed¹		
	Orders		
	Orders Granted	Denied/Dismissed²	Orders Rescinded
Third Circuit	313	137	6
Baltimore	221	111	4
Harford	92	26	2

	Final Protective Orders Disposed¹		
	Orders		
	Orders Granted	Denied/Dismissed²	Orders Rescinded
	177	270	12
	137	164	6
	40	106	6

	Temporary Protective Orders Disposed¹		
	Orders		
	Orders Granted	Denied/Dismissed²	Orders Rescinded
Fourth Circuit	15	4	0
Allegany	14	4	0
Garrett	0	0	0
Washington	1	0	0

	Final Protective Orders Disposed¹		
	Orders		
	Orders Granted	Denied/Dismissed²	Orders Rescinded
	19	24	2
	8	8	1
	0	0	0
	11	16	1

**Domestic Violence Protective Order Dispositions--Continued
Fiscal Year 2011**

	Temporary Protective Orders Disposed ¹			Final Protective Orders Disposed ¹		
	Orders			Orders		
	Orders Granted	Denied/Dismissed ²	Orders Rescinded	Orders Granted	Denied/Dismissed ²	Orders Rescinded
Fifth Circuit	386	89	2	245	329	19
Anne Arundel	157	54	2	112	174	10
Carroll	177	22	0	103	113	8
Howard	52	13	0	30	42	1

	Temporary Protective Orders Disposed ¹			Final Protective Orders Disposed ¹		
	Orders			Orders		
	Orders Granted	Denied/Dismissed ²	Orders Rescinded	Orders Granted	Denied/Dismissed ²	Orders Rescinded
Sixth Circuit	495	45	0	343	440	2
Frederick	112	27	0	62	72	2
Montgomery	383	18	0	281	368	0

	Temporary Protective Orders Disposed ¹			Final Protective Orders Disposed ¹		
	Orders			Orders		
	Orders Granted	Denied/Dismissed ²	Orders Rescinded	Orders Granted	Denied/Dismissed ²	Orders Rescinded
Seventh Circuit	700	231	6	508	720	25
Calvert	64	26	1	39	43	3
Charles	126	27	4	94	93	6
Prince George's	403	155	1	324	543	16
St. Mary's	107	23	0	51	41	0

	Temporary Protective Orders Disposed ¹			Final Protective Orders Disposed ¹		
	Orders			Orders		
	Orders Granted	Denied/Dismissed ²	Orders Rescinded	Orders Granted	Denied/Dismissed ²	Orders Rescinded
Eighth Circuit	155	25	0	124	117	4
Baltimore City	155	25	0	124	117	4

	Temporary Protective Orders Disposed ¹			Final Protective Orders Disposed ¹		
	Orders			Orders		
	Orders Granted	Denied/Dismissed ²	Orders Rescinded	Orders Granted	Denied/Dismissed ²	Orders Rescinded
STATE TOTALS	2,288	616	19	1,570	2,102	75

¹Temporary and Final Protective Orders Dispositions represent the **first dispositive action** (i.e., granted, denied, dismissed, etc.) on petitions at each stage (Temporary and Final). Totals do not include dispositions on modified, reissued, or extended orders. A single case may have more than one dispositive event occur at the Temporary and/or Final protective order stages, but only the first dispositive event at each stage is recorded in this table.

²Temporary and Final Protective Orders Denied/Dismissed may also include orders withdrawn.

**TABLE CC-6
CIRCUIT COURTS**

CRIMINAL FILINGS AND TERMINATIONS

**Original and Reopened Cases
Fiscal Years 2009 through 2011**

	FY 2009		FY 2010		FY 2011	
	Filings	Terminations	Filings	Terminations	Filings	Terminations
First Circuit	4,050	4,096	4,124	4,255	4,238	4,180
Dorchester	911	860	783	938	815	790
Somerset	383	402	480	425	513	520
Wicomico	1,689	1,678	1,804	1,823	1,835	1,821
Worcester	1,067	1,156	1,057	1,069	1,075	1,049

	FY 2009		FY 2010		FY 2011	
	Filings	Terminations	Filings	Terminations	Filings	Terminations
Second Circuit	5,489	5,591	5,486	5,751	6,225	6,224
Caroline	646	591	688	688	763	796
Cecil	3,176	3,261	3,211	3,413	3,767	3,685
Kent	545	601	424	457	363	392
Queen Anne's	599	611	664	634	736	751
Talbot	523	527	499	559	596	600

	FY 2009		FY 2010		FY 2011	
	Filings	Terminations	Filings	Terminations	Filings	Terminations
Third Circuit	13,104	12,326	13,981	13,733	14,632	15,290
Baltimore	9,370	8,439	10,408	9,833	10,818	10,929
Harford	3,734	3,887	3,573	3,900	3,814	4,361

	FY 2009		FY 2010		FY 2011	
	Filings	Terminations	Filings	Terminations	Filings	Terminations
Fourth Circuit	3,439	3,574	3,785	3,937	3,573	3,914
Allegany	666	677	794	764	805	847
Garrett	267	247	276	339	247	242
Washington	2,506	2,650	2,715	2,834	2,521	2,825

CRIMINAL FILINGS AND TERMINATIONS, Continued

	FY 2009		FY 2010		FY 2011	
	Filings	Terminations	Filings	Terminations	Filings	Terminations
Fifth Circuit	11,438	11,330	11,016	11,236	11,606	12,549
Anne Arundel	6,855	6,695	6,390	6,690	7,041	7,325
Carroll	2,741	2,762	2,866	2,760	2,691	2,912
Howard	1,842	1,873	1,760	1,786	1,874	2,312

	FY 2009		FY 2010		FY 2011	
	Filings	Terminations	Filings	Terminations	Filings	Terminations
Sixth Circuit	10,212	10,207	10,083	10,234	10,207	10,614
Frederick	3,259	3,337	3,236	3,302	2,790	3,209
Montgomery	6,953	6,870	6,847	6,932	7,417	7,405

	FY 2009		FY 2010		FY 2011	
	Filings	Terminations	Filings	Terminations	Filings	Terminations
Seventh Circuit	13,901	11,897	14,060	14,716	13,662	15,278
Calvert	801	774	867	943	833	895
Charles	2,169	2,309	2,161	2,073	2,553	2,620
Prince George's	9,910	7,841	10,256	10,802	9,547	10,984
St. Mary's	1,021	973	776	898	729	779

	FY 2009		FY 2010		FY 2011	
	Filings	Terminations	Filings	Terminations	Filings	Terminations
Eighth Circuit	23,085	22,580	20,677	20,515	20,210	22,363
Baltimore City	23,085	22,580	20,677	20,515	20,210	22,363

	FY 2009		FY 2010		FY 2011	
	Filings	Terminations	Filings	Terminations	Filings	Terminations
STATE TOTALS	84,718	81,601	83,212	84,377	84,353	90,412

**TABLE CC-7
CIRCUIT COURTS**

JUVENILE FILINGS AND TERMINATIONS

**Original and Reopened Cases
Fiscal Years 2009 through 2011**

	FY 2009		FY 2010		FY 2011	
	Filings	Terminations	Filings	Terminations	Filings	Terminations
First Circuit	2,124	2,006	2,048	2,077	1,998	1,924
Dorchester	307	284	239	243	240	209
Somerset	156	161	121	121	134	101
Wicomico	1,247	1,136	1,325	1,309	1,306	1,301
Worcester	414	425	363	404	318	313

	FY 2009		FY 2010		FY 2011	
	Filings	Terminations	Filings	Terminations	Filings	Terminations
Second Circuit	1,321	1,393	1,092	1,148	1,002	960
Caroline	218	219	212	245	176	169
Cecil	395	449	410	433	410	371
Kent	167	178	140	137	118	121
Queen Anne's	222	223	158	152	175	172
Talbot	319	324	172	181	123	127

	FY 2009		FY 2010		FY 2011	
	Filings	Terminations	Filings	Terminations	Filings	Terminations
Third Circuit	5,046	4,804	4,697	4,271	4,254	5,100
Baltimore	3,947	3,605	3,673	3,181	3,332	4,227
Harford	1,099	1,199	1,024	1,090	922	873

	FY 2009		FY 2010		FY 2011	
	Filings	Terminations	Filings	Terminations	Filings	Terminations
Fourth Circuit	1,540	1,541	1,413	1,495	1,583	1,495
Allegany	386	370	303	314	397	394
Garrett	141	149	147	146	126	132
Washington	1,013	1,022	963	1,035	1,060	969

JUVENILE FILINGS AND TERMINATIONS, Continued

	FY 2009		FY 2010		FY 2011	
	Filings	Terminations	Filings	Terminations	Filings	Terminations
Fifth Circuit	4,971	4,992	4,310	4,219	4,691	4,453
Anne Arundel	2,845	2,852	2,752	2,681	2,891	2,711
Carroll	952	956	589	580	789	792
Howard	1,174	1,184	969	958	1,011	950

	FY 2009		FY 2010		FY 2011	
	Filings	Terminations	Filings	Terminations	Filings	Terminations
Sixth Circuit	5,476	5,415	5,584	5,706	5,245	5,392
Frederick	981	933	936	972	834	761
Montgomery	4,495	4,482	4,648	4,734	4,411	4,631

	FY 2009		FY 2010		FY 2011	
	Filings	Terminations	Filings	Terminations	Filings	Terminations
Seventh Circuit	10,005	9,207	5,278	5,829	5,100	4,887
Calvert	884	866	705	758	621	510
Charles	1,639	1,570	1,694	1,752	1,625	1,623
Prince George's	6,964	6,223	2,418	2,888	2,382	2,352
St. Mary's	518	548	461	431	472	402

	FY 2009		FY 2010		FY 2011	
	Filings	Terminations	Filings	Terminations	Filings	Terminations
Eighth Circuit	9,162	8,751	8,198	7,657	6,762	7,042
Baltimore City	9,162	8,751	8,198	7,657	6,762	7,042

	FY 2009		FY 2010		FY 2011	
	Filings	Terminations	Filings	Terminations	Filings	Terminations
STATE TOTALS	39,645	38,109	32,620	32,402	30,635	31,253

**TABLE CC-8.1
CIRCUIT COURTS**

SMALL JURISDICTIONS: CATEGORIES OF TERMINATIONS

**Original and Reopened Cases
Fiscal Year 2011**

	Caroline	Dorchester	Garrett	Kent
Total Civil-General	426	717	276	232
Motor Tort	10	28	12	2
Other Tort	13	11	9	10
Contract	25	39	7	15
Condemnation	1	1	1	0
Cont'd Confessed Judgment	13	46	9	21
Other Law	13	52	23	18
<i>Appeals</i>				
District Court - On Record	0	1	0	0
District Court - De Novo	2	0	0	0
Administrative Agency	26	23	17	14
Other General	323	516	198	152
Unreported Category	0	0	0	0

	Caroline	Dorchester	Garrett	Kent
Total Civil-Family	1,008	1,066	499	481
Divorce/Nullity	294	215	171	123
Other Domestic Relations	494	489	234	217
Adoption/Guardianship	6	6	7	2
Paternity	115	303	84	102
Domestic Violence	99	53	3	37

	Caroline	Dorchester	Garrett	Kent
Total Juvenile	169	209	132	121
Delinquency	148	193	63	112
Adult	0	0	1	0
Child in Need of Supervision	1	0	1	0
Child in Need of Assistance	13	9	49	6
Guardianship	3	4	9	1
Adoption	4	2	9	2
Peace Orders	0	1	0	0
Unreported Category	0	0	0	0

	Caroline	Dorchester	Garrett	Kent
Total Criminal	796	790	242	392
Indictment/Information	295	492	123	166
<i>Appeals</i>				
District Court - Motor	16	20	3	10
District Court - Other	19	19	9	8
Jury Trial Prayed - Motor	185	95	42	69
Jury Trial Prayed - Other	281	152	62	134
Non Support	0	0	0	0
Post Conviction	0	3	3	3
Unreported Category	0	9	0	2

	Caroline	Dorchester	Garrett	Kent
TOTAL TERMINATIONS	2,399	2,782	1,149	1,226

**TABLE CC-8.1
CIRCUIT COURTS**

SMALL JURISDICTIONS: CATEGORIES OF TERMINATIONS

Continued

	Queen Anne's	Somerset	Talbot
Total Civil-General	813	572	524
Motor Tort	29	18	17
Other Tort	13	6	12
Contract	52	15	51
Condemnation	0	0	0
Cont'd Confessed Judgment	29	24	19
Other Law	54	70	49
<i>Appeals</i>			
District Court - On Record	1	0	0
District Court - De Novo	0	0	0
Administrative Agency	28	145	21
Other General	605	294	355
Unreported Category	2	0	0

	Queen Anne's	Somerset	Talbot
Total Civil-Family	795	1,104	919
Divorce/Nullity	325	219	300
Other Domestic Relations	323	485	393
Adoption/Guardianship	10	8	7
Paternity	102	352	197
Domestic Violence	35	40	22

	Queen Anne's	Somerset	Talbot
Total Juvenile	172	101	127
Delinquency	164	86	109
Adult	0	0	0
Child in Need of Supervision	0	0	0
Child in Need of Assistance	6	9	14
Guardianship	1	1	2
Adoption	1	0	2
Peace Orders	0	5	0
Unreported Category	0	0	0

	Queen Anne's	Somerset	Talbot
Total Criminal	751	520	600
Indictment/Information	362	323	367
<i>Appeals</i>			
District Court - Motor	26	4	23
District Court - Other	39	6	9
Jury Trial Prayed - Motor	92	54	86
Jury Trial Prayed - Other	226	133	114
Non Support	0	0	0
Post Conviction	6	0	1
Unreported Category	0	0	0

	Queen Anne's	Somerset	Talbot
TOTAL TERMINATIONS	2,531	2,297	2,170

TABLE CC-8.2
CIRCUIT COURTS

MEDIUM JURISDICTIONS: CATEGORIES OF TERMINATIONS

Original and Reopened Cases
Fiscal Year 2011

	Allegany	Calvert	Carroll	Cecil	Frederick
Total Civil-General	1,039	1,185	1,637	1,559	2,798
Motor Tort	38	71	101	108	88
Other Tort	28	5	57	41	67
Contract	31	77	121	73	230
Condemnation	8	1	1	1	14
Cont'd Confessed Judgment	25	40	104	67	69
Other Law	52	74	108	95	102
<i>Appeals</i>					
District Court - On Record	1	0	5	0	2
District Court - De Novo	0	1	12	2	7
Administrative Agency	317	35	92	59	103
Other General	539	880	1,025	1,108	2,116
Unreported Category	0	1	11	5	0

	Allegany	Calvert	Carroll	Cecil	Frederick
Total Civil-Family	1,886	2,483	2,222	2,385	4,291
Divorce/Nullity	481	802	1,004	777	1,638
Other Domestic Relations	1,027	688	739	1,215	1,815
Adoption/Guardianship	11	17	33	22	47
Paternity	341	861	150	295	636
Domestic Violence	26	115	296	76	155

	Allegany	Calvert	Carroll	Cecil	Frederick
Total Juvenile	394	510	792	371	761
Delinquency	268	464	740	288	656
Adult	0	0	9	0	0
Child in Need of Supervision	5	0	7	0	0
Child in Need of Assistance	78	27	21	60	76
Guardianship	22	6	3	11	11
Adoption	21	1	4	12	9
Peace Orders	0	12	8	0	9
Unreported Category	0	0	0	0	0

	Allegany	Calvert	Carroll	Cecil	Frederick
Total Criminal	847	895	2,912	3,685	3,209
Indictment/Information	371	547	930	957	936
<i>Appeals from District Court</i>					
District Court - Motor	8	12	75	39	127
District Court - Other	13	23	47	29	100
Jury Trial Prayed - Motor	116	150	783	1,052	967
Jury Trial Prayed - Other	339	161	1,070	1,394	1,074
Non Support	0	2	1	206	0
Post Conviction	0	0	6	8	5
Unreported Category	0	0	0	0	0

	Allegany	Calvert	Carroll	Cecil	Frederick
TOTAL TERMINATIONS	4,166	5,073	7,563	8,000	11,059

TABLE CC-8.2
CIRCUIT COURTS

MEDIUM JURISDICTIONS: CATEGORIES OF TERMINATIONS

Continued

	St. Mary's	Washington	Wicomico	Worcester
Total Civil-General	1,003	1,643	1,197	1,627
Motor Tort	56	64	73	47
Other Tort	9	42	43	41
Contract	47	97	83	59
Condemnation	3	1	0	1
Cont'd Confessed Judgment	35	34	52	46
Other Law	128	96	71	85
<i>Appeals</i>				
District Court - On Record	0	2	1	1
District Court - De Novo	1	1	3	0
Administrative Agency	41	161	58	33
Other General	683	1,145	812	1,313
Unreported Category	0	0	1	1

	St. Mary's	Washington	Wicomico	Worcester
Total Civil-Family	3,307	4,847	2,486	1,262
Divorce/Nullity	747	1,148	625	343
Other Domestic Relations	1,387	2,627	1,098	592
Adoption/Guardianship	25	26	12	16
Paternity	998	1,033	647	286
Domestic Violence	150	13	104	25

	St. Mary's	Washington	Wicomico	Worcester
Total Juvenile	402	969	1,301	313
Delinquency	329	791	1,205	253
Adult	3	0	30	1
Child in Need of Supervision	0	0	1	0
Child in Need of Assistance	55	127	36	42
Guardianship	4	24	13	6
Adoption	11	23	12	3
Peace Orders	0	4	4	8
Unreported Category	0	0	0	0

	St. Mary's	Washington	Wicomico	Worcester
Total Criminal	779	2,825	1,821	1,049
Indictment/Information	539	1,356	1,250	595
<i>Appeals from District Court</i>				
District Court - Motor	6	46	18	18
District Court - Other	8	107	52	23
Jury Trial Prayed - Motor	59	404	142	140
Jury Trial Prayed - Other	167	859	354	265
Non Support	0	47	3	6
Post Conviction	0	6	2	2
Unreported Category	0	0	0	0

	St. Mary's	Washington	Wicomico	Worcester
TOTAL TERMINATIONS	5,491	10,284	6,805	4,251

**TABLE CC-8.3
CIRCUIT COURTS**

MEDIUM-LARGE JURISDICTIONS: CATEGORIES OF TERMINATIONS

**Original and Reopened Cases
Fiscal Year 2011**

	Charles	Harford	Howard
Total Civil-General	2,551	2,244	4,309
Motor Tort	132	178	185
Other Tort	61	49	137
Contract	158	156	410
Condemnation	9	11	1
Cont'd Confessed Judgment	37	83	118
Other Law	123	122	179
<i>Appeals</i>			
District Court - On Record	2	1	0
District Court - De Novo	1	2	5
Administrative Agency	80	148	142
Other General	1,946	1,491	3,131
Unreported Category	2	3	1

	Charles	Harford	Howard
Total Civil-Family	3,887	7,027	2,843
Divorce/Nullity	1,304	3,444	1,437
Other Domestic Relations	1,447	2,119	919
Adoption/Guardianship	16	46	40
Paternity	911	1,214	305
Domestic Violence	209	204	142

	Charles	Harford	Howard
Total Juvenile	1,623	873	950
Delinquency	1,519	676	895
Adult	23	0	0
Child in Need of Supervision	0	0	0
Child in Need of Assistance	54	136	25
Guardianship	11	27	5
Adoption	16	16	5
Peace Orders	0	18	20
Unreported Category	0	0	0

	Charles	Harford	Howard
Total Criminal	2,620	4,361	2,312
Indictment/Information	1,788	1,307	1,333
<i>Appeals</i>			
District Court - Motor	33	144	85
District Court - Other	38	384	45
Jury Trial Prayed - Motor	303	899	354
Jury Trial Prayed - Other	436	1,624	484
Non Support	0	0	3
Post Conviction	19	2	8
Unreported Category	3	1	0

	Charles	Harford	Howard
TOTAL TERMINATIONS	10,681	14,505	10,414

**TABLE CC-8.4
CIRCUIT COURTS**

LARGE JURISDICTIONS: CATEGORIES OF TERMINATIONS

Original and Reopened Cases
Fiscal Year 2011

	Anne Arundel	Baltimore	Baltimore City	Montgomery	Prince George's
Total Civil-General	7,880	9,187	16,846	16,855	19,449
Motor Tort	417	946	1,412	599	1,578
Other Tort	16	456	1,365	690	809
Contract	808	797	573	2,157	1,065
Condemnation	3	31	90	11	35
Cont'd Confessed Judgment	238	290	166	428	168
Other Law	262	314	1,487	5,779	2,105
<i>Appeals</i>					
District Court - On Record	0	8	7	121	96
District Court - De Novo	0	48	14	246	227
Administrative Agency	287	642	950	592	12
Other General	5,849	5,639	10,729	6,232	13,250
Unreported Category	0	16	53	0	104

	Anne Arundel	Baltimore	Baltimore City	Montgomery	Prince George's
Total Civil-Family	8,300	7,147	12,250	15,146	12,439
Divorce/Nullity	4,186	3,674	2,520	5,231	4,873
Other Domestic Relations	2,772	2,263	5,147	5,385	4,738
Adoption/Guardianship	219	176	127	1,890	609
Paternity	786	643	4,134	1,754	1,126
Domestic Violence	337	391	322	886	1,093

	Anne Arundel	Baltimore	Baltimore City	Montgomery	Prince George's
Total Juvenile	2,711	4,227	7,042	4,631	2,352
Delinquency	2,618	3,881	4,796	4,184	2,039
Adult	3	1	0	0	0
Child in Need of Supervision	0	0	99	0	0
Child in Need of Assistance	47	261	1,504	248	237
Guardianship	13	45	265	79	31
Adoption	10	31	260	56	20
Peace Orders	20	8	117	58	20
Unreported Category	0	0	1	6	5

	Anne Arundel	Baltimore	Baltimore City ¹	Montgomery	Prince George's
Total Criminal	7,325	10,929	22,363	7,405	10,984
Indictment/Information	4,824	5,121	9,755	5,259	4,452
<i>Appeals from District Court</i>					
District Court - Motor	291	446	209	534	198
District Court - Other	473	663	391	1,074	232
Jury Trial Prayed - Motor	517	1,438	936	162	2,824
Jury Trial Prayed - Other	1,219	3,251	11,010	357	3,110
Non Support	0	10	5	0	0
Post Conviction	1	0	57	19	168
Unreported Category	0	0	0	0	0

	Anne Arundel	Baltimore	Baltimore City	Montgomery	Prince George's
TOTAL TERMINATIONS	26,216	31,490	58,501	44,037	45,224

¹Criminal Terminations for Baltimore City are based upon the Tracking Number System for the 8th Circuit.

TABLE CC-9
CIRCUIT COURTS

COURT TRIALS, JURY TRIALS AND HEARINGS
BY COUNTY, CIRCUIT AND FUNCTIONAL AREA

Fiscal Year 2011

	1st Circuit				2nd Circuit					3rd Circuit		4th Circuit		
	Dorchester	Somerset	Wicomico	Worcester	Caroline	Cecil	Kent	Queen Anne's	Talbot	Baltimore	Harford	Allegany	Garrett	Washington
TRIALS														
<i>Civil</i>														
Court	13	8	33	14	9	37	32	49	23	*	270	26	9	30
Jury	5	4	24	16	1	27	3	9	2	*	64	25	8	19
<i>Criminal</i>														
Court	42	26	74	121	*	65	28	105	66	*	83	7	7	21
Jury	23	22	100	54	*	101	4	21	26	*	106	34	11	67
County Totals	83	60	231	205	*	230	67	184	117	*	523	92	35	137
Court	55	34	107	135	*	102	60	154	89	*	353	33	16	51
Jury	28	26	124	70	*	128	7	30	28	*	170	59	19	86

	1st Circuit				2nd Circuit					3rd Circuit		4th Circuit		
	Dorchester	Somerset	Wicomico	Worcester	Caroline	Cecil	Kent	Queen Anne's	Talbot	Baltimore	Harford	Allegany	Garrett	Washington
HEARINGS														
<i>Civil</i>														
	1,370	1,895	3,226	1,697	1,851	3,705	1,155	1,965	1,581	10,874	3,880	1,997	733	2,369
<i>Criminal</i>														
	1,789	855	4,051	1,761	1,761	7,475	828	1,290	1,424	10,949	4,025	1,029	340	2,242
<i>Juvenile</i>														
	711	650	2,370	1,100	555	1,236	246	420	543	9,457	2,214	1,280	362	2,239
County Totals	3,870	3,400	9,647	4,558	4,167	12,416	2,229	3,675	3,548	31,280	10,119	4,306	1,435	6,850

NOTE: Some differences may exist in the number of trials and hearings for courts of similar size due to differences in the manner in which these events are recorded.

* Data not available.

COURT TRIALS, JURY TRIALS AND HEARINGS, page 2

Fiscal Year 2011

	5th Circuit			6th Circuit		7th Circuit				8th Circuit	State
	Anne Arundel	Carroll	Howard	Frederick	Montgomery	Calvert	Charles	Prince George's	St. Mary's	Baltimore City	TOTALS
TRIALS											
<i>Civil</i>											
Court	77	119	96	16	996	15	70	105	8	1,559	*
Jury	92	40	36	15	159	4	65	244	11	84	*
<i>Criminal</i>											
Court	79	273	46	13	226	10	*	54	6	*	*
Jury	73	19	165	37	156	12	*	229	16	*	*
County Totals	321	451	343	81	1,537	41	*	632	41	*	*
Court	156	392	142	29	1,222	25	*	159	14	*	*
Jury	165	59	201	52	315	16	*	473	27	*	*

	5th Circuit			6th Circuit		7th Circuit				8th Circuit	State
	Anne Arundel	Carroll	Howard	Frederick	Montgomery	Calvert	Charles	Prince George's	St. Mary's	Baltimore City	TOTALS
HEARINGS											
<i>Civil</i>											
10,801	4,583	5,954	4,920	21,439	3,709	7,364	27,476	4,226	16,412	145,182	
<i>Criminal</i>											
14,306	5,223	3,514	5,894	14,402	2,048	4,558	28,306	1,427	11,122	130,619	
<i>Juvenile</i>											
5,171	1,204	2,560	2,506	10,823	1,279	3,769	18,863	1,807	65,152	136,517	
County Totals	30,278	11,010	12,028	13,320	46,664	7,036	15,691	74,645	7,460	92,686	412,318

NOTE: Some differences may exist in the number of trials and hearings for courts of similar size due to differences in the manner in which these events are recorded.

* Data not available.

TABLE CC-10
CIRCUIT COURTS

CIRCUIT COURTS BUSINESS-RELATED WORKLOAD

FISCAL YEAR 2011

	Business Licenses	Marriage Licenses	Marriage Ceremonies	Land Instruments Recorded	Judgments and Liens Recorded	Oaths Administered	Notary Commissions	Passports	Juror Qualification Forms	Land Records Cashier Collections*	License Cashier Collections*
First Circuit											
Dorchester	690	273	69	4,260	2,090	134	110	N/A	N/A	\$3,535,992	\$65,105
Somerset	512	167	26	2,555	647	166	63	N/A	3,060	\$867,226	\$35,114
Wicomico	2,226	652	270	10,617	3,005	N/A	361	N/A	N/A	\$3,388,228	\$257,686
Worcester**	3,458	819	164	16,371	332	194	194	N/A	†	\$12,930,933	\$135,662
Second Circuit											
Caroline	980	196	67	3,992	378	215	116	N/A	1,500	\$1,039,707	\$54,801
Cecil	1,642	1,323	762	13,423	3,115	153	280	N/A	11,806	\$2,785,918	\$190,807
Kent	755	198	96	3,185	526	87	77	N/A	N/A	\$2,270,520	\$68,176
Queen Anne's	1,593	548	100	8,661	1,270	141	228	102	4,870	\$6,938,708	\$145,967
Talbot	1,892	422	91	6,987	1,093	96	143	N/A	4,200	\$8,388,947	\$134,296
Third Circuit											
Baltimore	11,011	5,152	1,919	98,689	21,798	653	3,193	N/A	N/A	\$16,330,875	\$1,782,609
Harford	3,328	1,460	1,384	37,721	†	†	1,082	N/A	N/A	\$17,406,058	\$494,836
Fourth Circuit											
Allegany	1,648	545	203	7,295	1,340	162	198	217	N/A	\$2,775,387	\$187,655
Garrett	867	352	94	5,815	781	120	103	N/A	N/A	\$6,500,690	\$106,216
Washington	2,782	1,063	398	16,062	3,226	241	533	633	4,352	\$6,879,425	\$424,405
Fifth Circuit											
Anne Arundel	16,197	3,567	1,315	85,242	26,935	130	14,466	1,201	N/A	\$48,638,519	\$1,407,660
Carroll***	4,174	889	339	26,202	4,474	1,051	762	N/A	N/A	\$3,459,558	\$362,108
Howard	3,468	1,666	845	50,804	5,092	188	970	N/A	N/A	\$35,405,849	\$624,747
Sixth Circuit											
Frederick	3,427	1,575	438	36,875	4,134	165	928	N/A	14,636	\$6,816,408	\$430,273
Montgomery	10,625	6,004	5,550	153,387	21,793	540	2,908	277	N/A	\$44,333,976	\$1,572,406
Seventh Circuit											
Calvert	1,101	559	196	15,213	1,593	96	414	N/A	5,000	\$7,449,606	\$116,387
Charles	1,842	766	402	25,891	5	703	575	N/A	20,375	\$4,266,470	\$277,024
Prince George's	6,478	4,258	473	96,780	†	489	2,289	636	†	†	†
St. Mary's****	2,427	664	255	17,065	1,240	116	295	N/A	6,636	\$12,254,607	****
Eighth Circuit											
Baltimore City*****	6,355	3,741	1,193	56,796	24,056	†	1,282	N/A	80,000	\$27,358,399	\$2,358,969
Statewide Totals*****	89,478	36,859	16,649	799,888	128,923	5,840	31,570	3,066	156,435	\$282,022,006	\$11,232,909

N/A--Function not performed by the Clerk's Office.

† Data not reported to the Administrative Office of the Courts.

*Figures have been rounded to the nearest dollar.

**Worcester County Oaths Administered reflects notary oaths only.

***Carroll County Oaths Administered includes notary commissions.

****St. Mary's County Land Records and License Collections figures are combined.

*****Baltimore City collection amounts include fees paid to local agencies.

*****Statewide totals are reflective only of data reported to the Administrative Office of the Courts.

**The
District
Court**

Maryland Judiciary
Annual Statistical Abstract
Fiscal Year 2011

District Court

The District Court was created in 1970 by a constitutional amendment proposed by the legislature in 1969 and ratified in 1970. It is the court of limited jurisdiction in Maryland. The Court handles all landlord and tenant cases, and has concurrent jurisdiction with circuit courts for other case types. The Court handles civil claims for amounts up to \$30,000, motor vehicle violations, misdemeanors, certain felonies and peace and protective orders. Commissioners in the District Court determine probable cause and establish bail and conditions of release. Commissioners also issue interim peace and protective orders during hours when the Court is closed.

There are 34 locations, with at least one judge in each county and 27 in Baltimore City. The District Court is divided into twelve geographical districts, each containing one or more political subdivisions. There are 112 judgeships, including the Chief Judge.

The following tables provide a statistical representation of the workload for Fiscal Year 2011 in the District Court.



District Court of Baltimore City – Eastside Building

**TABLE DC-1
DISTRICT COURT**

**MOTOR VEHICLE, CRIMINAL AND CIVIL CASES
FILED AND TERMINATED
Fiscal Years 2009 through 2011**

	FY 2009		FY 2010		FY 2011	
	Filed	Terminated	Filed	Terminated	Filed	Terminated
District 1	335,953	356,482	314,367	339,837	327,016	348,298
Baltimore City	335,953	356,482	314,367	339,837	327,016	348,298
District 2	91,070	111,157	88,284	108,865	86,462	105,861
Dorchester	13,834	18,522	13,395	15,947	12,361	14,655
Somerset	13,769	16,416	13,198	16,576	13,167	16,292
Wicomico	39,969	45,831	37,580	45,474	37,179	45,949
Worcester	23,498	30,388	24,111	30,868	23,755	28,965
District 3	82,886	96,968	77,914	92,671	80,310	94,552
Caroline	10,417	12,128	9,138	10,923	9,288	10,998
Cecil	36,423	40,862	35,665	39,283	35,894	39,409
Kent	7,083	8,304	6,105	7,570	6,743	8,187
Queen Anne's	15,307	18,204	14,420	18,689	14,535	18,909
Talbot	13,656	17,470	12,586	16,206	13,850	17,049

	FY 2009		FY 2010		FY 2011	
	Filed	Terminated	Filed	Terminated	Filed	Terminated
District 4	90,189	104,422	84,479	106,423	84,577	103,721
Calvert	22,631	24,473	20,761	27,105	21,894	26,439
Charles	44,357	53,136	42,946	54,474	42,445	52,835
St. Mary's	23,201	26,813	20,772	24,844	20,238	24,447
District 5	357,485	381,528	355,520	403,170	351,589	417,343
Prince George's	357,485	381,528	355,520	403,170	351,589	417,343
District 6	216,347	253,118	202,226	240,162	190,553	225,489
Montgomery	216,347	253,118	202,226	240,162	190,553	225,489

**MOTOR VEHICLE, CRIMINAL AND CIVIL CASES
FILED AND TERMINATED, Continued**

	FY 2009		FY 2010		FY 2011	
	Filed	Terminated	Filed	Terminated	Filed	Terminated
District 7	135,325	150,947	125,586	145,178	123,370	143,121
Anne Arundel	135,325	150,947	125,586	145,178	123,370	143,121
District 8	309,811	328,916	320,435	349,232	314,702	347,161
Baltimore	309,811	328,916	320,435	349,232	314,702	347,161
District 9	47,939	53,523	50,907	58,499	56,285	64,676
Harford	47,939	53,523	50,907	58,499	56,285	64,676

	FY 2009		FY 2010		FY 2011	
	Filed	Terminated	Filed	Terminated	Filed	Terminated
District 10	100,695	115,511	98,133	118,211	98,848	117,630
Carroll	32,598	36,821	31,714	39,531	30,655	36,588
Howard	68,097	78,690	66,419	78,680	68,193	81,042
District 11	90,928	99,372	79,727	93,363	77,597	88,143
Frederick	52,100	57,475	43,680	52,512	39,968	46,269
Washington	38,828	41,897	36,047	40,851	37,629	41,874
District 12	31,917	37,971	30,821	38,065	26,719	33,480
Allegany	18,989	22,356	18,787	22,956	17,178	21,602
Garrett	12,928	15,615	12,034	15,109	9,541	11,878

	FY 2009		FY 2010		FY 2011	
	Filed	Terminated	Filed	Terminated	Filed	Terminated
State Totals	1,890,545	2,089,915	1,828,399	2,093,676	1,818,028	2,089,475

TABLE DC-2
DISTRICT COURT

MOTOR VEHICLE, CRIMINAL AND CIVIL CASES FILED AND TERMINATED, BY TYPE

Fiscal Year 2011

	FY 2011						
	Motor Vehicle ¹		Criminal ²		Civil ³		Landlord-Tenant
	Filed	Terminated	Filed	Terminated	Filed	Terminated	Filed
District 1	71,710	82,561	49,285	55,068	56,382	61,030	149,639
Baltimore City	71,710	82,561	49,285	55,068	56,382	61,030	149,639
District 2	42,161	55,769	10,732	11,597	18,788	23,714	14,781
Dorchester	5,929	7,660	1,403	1,693	2,884	3,157	2,145
Somerset	8,658	11,550	1,032	1,050	2,186	2,401	1,291
Wicomico	14,080	18,076	4,142	4,458	8,368	12,826	10,589
Worcester	13,494	18,483	4,155	4,396	5,350	5,330	756
District 3	49,624	62,643	9,146	9,721	14,373	15,021	7,167
Caroline	4,468	5,949	1,535	1,648	2,421	2,537	864
Cecil	21,210	24,873	4,333	4,056	5,638	5,767	4,713
Kent	4,601	5,937	681	752	1,191	1,228	270
Queen Anne's	10,267	14,053	1,284	1,743	2,462	2,591	522
Talbot	9,078	11,831	1,313	1,522	2,661	2,898	798
District 4	45,114	61,208	11,056	13,648	16,828	17,286	11,579
Calvert	12,627	17,095	3,014	3,459	4,737	4,369	1,516
Charles	21,918	30,291	5,309	6,830	8,859	9,355	6,359
St. Mary's	10,569	13,822	2,733	3,359	3,232	3,562	3,704
District 5	118,406	155,148	28,605	31,724	50,356	76,249	154,222
Prince George's	118,406	155,148	28,605	31,724	50,356	76,249	154,222
District 6	77,828	99,650	16,807	19,604	45,660	55,977	50,258
Montgomery	77,828	99,650	16,807	19,604	45,660	55,977	50,258
District 7	44,205	61,922	14,632	15,638	26,909	27,937	37,624
Anne Arundel	44,205	61,922	14,632	15,638	26,909	27,937	37,624
District 8	76,474	99,145	18,658	21,472	59,075	66,049	160,495
Baltimore	76,474	99,145	18,658	21,472	59,075	66,049	160,495
District 9	25,175	32,908	5,170	6,072	11,859	11,615	14,081
Harford	25,175	32,908	5,170	6,072	11,859	11,615	14,081
District 10	52,620	71,031	7,568	8,402	17,988	17,525	20,672
Carroll	18,243	24,102	3,109	3,457	6,519	6,245	2,784
Howard	34,377	46,929	4,459	4,945	11,469	11,280	17,888
District 11	33,710	42,673	7,924	9,169	18,540	18,878	17,423
Frederick	19,885	25,072	3,589	4,249	9,255	9,709	7,239
Washington	13,825	17,601	4,335	4,920	9,285	9,169	10,184
District 12	16,328	21,676	4,273	5,337	4,702	5,051	1,416
Allegany	8,956	12,153	3,369	4,289	3,564	3,871	1,289
Garrett	7,372	9,523	904	1,048	1,138	1,180	127
	FY 2011						
	Motor Vehicle ¹		Criminal ²		Civil ³		Landlord-Tenant
	Filed	Terminated	Filed	Terminated	Filed	Terminated	Filed
State Totals	653,355	846,334	183,856	207,452	341,460	396,332	639,357

¹Includes DWI, Serious, and Non-Serious Traffic cases by incident (including cases prepaid before trial), as well as Parking/Red Light Requests for Trial, Natural Resources Citations, and Maryland Transit Administration Citations.

²Criminal filings include fugitive warrants.

³Civil case filings are comprised of the following categories of filings: Civil complaints, domestic violence case filings, peace order case filings, possession, miscellaneous petitions, aids of execution, municipal infractions, civil citations, emergency evaluations, forfeitures of contraband, and injunctions.

**TABLE DC-3
DISTRICT COURT**

MOTOR VEHICLE CASES FILED AND PROCESSED

Fiscal Year 2011

	Payable, Must Appear & Sec. 21-902 Cases				Other Cases ⁴		Totals	
	Filed	Tried ¹	Paid ²	Other Dispositions ³	Filed	Terminated	Filed	Terminated
District 1	35,741	13,840	23,469	8,518	35,969	36,734	71,710	82,561
Baltimore City	35,741	13,840	23,469	8,518	35,969	36,734	71,710	82,561
District 2	40,658	10,905	37,155	6,292	1,503	1,417	42,161	55,769
Dorchester	5,746	1,966	4,589	942	183	163	5,929	7,660
Somerset	8,443	1,599	8,981	751	215	219	8,658	11,550
Wicomico	13,779	3,351	11,575	2,887	301	263	14,080	18,076
Worcester	12,690	3,989	12,010	1,712	804	772	13,494	18,483
District 3	48,528	15,326	42,144	4,157	1,096	1,016	49,624	62,643
Caroline	4,427	1,714	3,733	460	41	42	4,468	5,949
Cecil	20,965	3,573	19,225	1,828	245	247	21,210	24,873
Kent	4,412	1,525	3,771	448	189	193	4,601	5,937
Queen Anne's	10,049	4,446	8,362	1,004	218	241	10,267	14,053
Talbot	8,675	4,068	7,053	417	403	293	9,078	11,831

	Payable, Must Appear & Sec. 21-902 Cases				Other Cases ⁴		Totals	
	Filed	Tried ¹	Paid ²	Other Dispositions ³	Filed	Terminated	Filed	Terminated
District 4	44,188	15,199	36,226	8,879	926	904	45,114	61,208
Calvert	12,452	4,588	10,008	2,330	175	169	12,627	17,095
Charles	21,523	9,060	17,943	2,871	395	417	21,918	30,291
St. Mary's	10,213	1,551	8,275	3,678	356	318	10,569	13,822
District 5	109,987	36,296	82,042	28,414	8,419	8,396	118,406	155,148
Prince George's	109,987	36,296	82,042	28,414	8,419	8,396	118,406	155,148
District 6	68,481	23,233	55,489	11,633	9,347	9,295	77,828	99,650
Montgomery	68,481	23,233	55,489	11,633	9,347	9,295	77,828	99,650

	Payable, Must Appear & Sec. 21-902 Cases				Other Cases ⁴		Totals	
	Filed	Tried ¹	Paid ²	Other Dispositions ³	Filed	Terminated	Filed	Terminated
District 7	41,708	21,395	30,995	6,981	2,497	2,551	44,205	61,922
Anne Arundel	41,708	21,395	30,995	6,981	2,497	2,551	44,205	61,922
District 8	71,230	38,427	48,040	7,520	5,244	5,158	76,474	99,145
Baltimore	71,230	38,427	48,040	7,520	5,244	5,158	76,474	99,145
District 9	24,629	9,729	20,986	1,662	546	531	25,175	32,908
Harford	24,629	9,729	20,986	1,662	546	531	25,175	32,908

	Payable, Must Appear & Sec. 21-902 Cases				Other Cases ⁴		Totals	
	Filed	Tried ¹	Paid ²	Other Dispositions ³	Filed	Terminated	Filed	Terminated
District 10	51,490	23,123	41,442	5,323	1,130	1,143	52,620	71,031
Carroll	18,077	8,818	13,827	1,285	166	172	18,243	24,102
Howard	33,413	14,305	27,615	4,038	964	971	34,377	46,929
District 11	32,810	10,522	27,609	3,623	900	919	33,710	42,673
Frederick	19,354	6,150	16,085	2,279	531	558	19,885	25,072
Washington	13,456	4,372	11,524	1,344	369	361	13,825	17,601
District 12	15,168	3,009	16,502	1,018	1,160	1,147	16,328	21,676
Allegany	8,596	2,054	8,991	711	360	397	8,956	12,153
Garrett	6,572	955	7,511	307	800	750	7,372	9,523

	Payable, Must Appear & Sec. 21-902 Cases				Other Cases ⁴		Totals	
	Filed	Tried ¹	Paid ²	Other Dispositions ³	Filed	Terminated	Filed	Terminated
State Totals	584,618	221,004	462,099	94,020	68,737	69,211	653,355	846,334

¹Represents the number of incidents with the following verdict types: Guilty, Nolo Contendere, Not Guilty/Judgment of Acquittal, Not Criminally Responsible, and Probation Before Judgment.

²Represents the number of non-serious incidents in which all of the citations in the incident were paid before trial.

³Represents the number of incidents with the following dispositions: Nolle Prosequi, Stet, Merge, Jury Trial Prayed, Forwarded to Circuit Court, Forwarded to Juvenile Authorities, Abated by Death, Dismissed, and Incompetent to Stand Trial.

⁴Includes Parking/Red Light Requests for Trial, Natural Resources Citations, and Maryland Transit Administration Citations.

**TABLE DC-4
DISTRICT COURT**

CRIMINAL CASES: MANNER OF DISPOSITION

Fiscal Year 2011

	Guilty	Not Guilty	Probation Before Judgment	Forwarded to Circuit Court	Jury Trial Prayer	Nolle Prosequi	Stet	Dismissed	Other	Total
District 1	8,491	1,185	2,182	5,496	8,055	24,997	4,346	288	28	55,068
Baltimore City	8,491	1,185	2,182	5,496	8,055	24,997	4,346	288	28	55,068
District 2	2,889	488	1,762	949	567	3,618	1,270	37	17	11,597
Dorchester	502	70	154	151	106	692	15	3	0	1,693
Somerset	236	90	162	108	91	251	112	0	0	1,050
Wicomico	1,229	137	484	347	240	1,132	859	24	6	4,458
Worcester	922	191	962	343	130	1,543	284	10	11	4,396
District 3	2,287	335	934	738	1,389	2,781	1,222	20	15	9,721
Caroline	439	48	133	140	202	482	203	1	0	1,648
Cecil	612	71	240	310	964	1,239	611	3	6	4,056
Kent	163	12	79	60	54	232	151	0	1	752
Queen Anne's	635	40	194	103	117	500	151	1	2	1,743
Talbot	438	164	288	125	52	328	106	15	6	1,522
District 4	3,944	706	1,878	879	519	3,579	2,029	44	70	13,648
Calvert	1,072	277	323	156	103	959	547	7	15	3,459
Charles	1,810	368	1,297	630	275	1,436	974	4	36	6,830
St. Mary's	1,062	61	258	93	141	1,184	508	33	19	3,359
District 5	1,972	891	968	1,992	2,946	16,720	5,321	876	38	31,724
Prince George's	1,972	891	968	1,992	2,946	16,720	5,321	876	38	31,724
District 6	7,533	324	1,409	1,432	95	7,103	1,658	28	22	19,604
Montgomery	7,533	324	1,409	1,432	95	7,103	1,658	28	22	19,604

CRIMINAL CASES: MANNER OF DISPOSITION, Continued

Fiscal Year 2011

	Guilty	Not Guilty	Probation Before Judgment	Forwarded to Circuit Court	Jury Trial Prayer	Nolle Prosequi	Stet	Dismissed	Other	Total
District 7	3,798	877	2,370	1,286	645	5,473	1,113	30	46	15,638
Anne Arundel	3,798	877	2,370	1,286	645	5,473	1,113	30	46	15,638
District 8	4,678	930	2,832	2,630	2,434	4,133	2,848	946	41	21,472
Baltimore	4,678	930	2,832	2,630	2,434	4,133	2,848	946	41	21,472
District 9	1,808	297	752	470	749	1,313	553	105	25	6,072
Harford	1,808	297	752	470	749	1,313	553	105	25	6,072
District 10	1,523	254	1,297	651	674	2,621	1,348	24	10	8,402
Carroll	691	140	536	261	447	786	583	8	5	3,457
Howard	832	114	761	390	227	1,835	765	16	5	4,945
District 11	2,342	269	852	871	1,050	2,682	1,076	5	22	9,169
Frederick	906	75	282	340	540	1,521	570	4	11	4,249
Washington	1,436	194	570	531	510	1,161	506	1	11	4,920
District 12	1,404	88	553	197	240	1,848	994	3	10	5,337
Allegany	1,152	62	382	153	215	1,471	849	3	2	4,289
Garrett	252	26	171	44	25	377	145	0	8	1,048
State Totals	42,669	6,644	17,789	17,591	19,363	76,868	23,778	2,406	344	207,452

**TABLE DC-5
DISTRICT COURT**

DWI CASES FILED AND TERMINATED¹

Fiscal Years 2009 through 2011

	FY 2009		FY 2010		FY 2011	
	Filed	Terminated	Filed	Terminated	Filed	Terminated
District 1	1,121	1,235	982	969	982	914
Baltimore City	1,121	1,235	982	969	982	914
District 2	1,736	2,407	1,500	2,291	1,381	2,041
Dorchester	232	280	182	225	138	178
Somerset	183	242	167	195	143	238
Wicomico	544	783	489	818	492	705
Worcester	777	1,102	662	1,053	608	920
District 3	1,998	2,156	1,559	1,727	1,474	1,566
Caroline	255	295	258	308	169	259
Cecil	863	598	585	285	643	311
Kent	148	188	119	179	121	181
Queen Anne's	402	649	321	583	286	498
Talbot	330	426	276	372	255	317

	FY 2009		FY 2010		FY 2011	
	Filed	Terminated	Filed	Terminated	Filed	Terminated
District 4	2,282	3,033	1,930	2,839	1,833	2,647
Calvert	799	956	626	968	611	786
Charles	913	1,262	794	1,135	757	1,180
St. Mary's	570	815	510	736	465	681
District 5	2,853	2,325	2,733	2,206	2,364	2,402
Prince George's	2,853	2,325	2,733	2,206	2,364	2,402
District 6	3,728	5,731	3,512	5,324	3,326	4,676
Montgomery	3,728	5,731	3,512	5,324	3,326	4,676

	FY 2009		FY 2010		FY 2011	
	Filed	Terminated	Filed	Terminated	Filed	Terminated
District 7	2,162	2,769	2,009	2,468	1,948	2,703
Anne Arundel	2,162	2,769	2,009	2,468	1,948	2,703
District 8	2,390	2,714	2,459	2,563	2,119	2,453
Baltimore	2,390	2,714	2,459	2,563	2,119	2,453
District 9	977	1,261	909	1,094	944	1,206
Harford	977	1,261	909	1,094	944	1,206

	FY 2009		FY 2010		FY 2011	
	Filed	Terminated	Filed	Terminated	Filed	Terminated
District 10	2,255	2,331	2,375	2,510	2,201	2,577
Carroll	1,075	759	935	816	707	756
Howard	1,180	1,572	1,440	1,694	1,494	1,821
District 11	1,753	1,786	1,542	1,886	1,348	1,594
Frederick	1,077	1,040	900	1,027	726	820
Washington	676	746	642	859	622	774
District 12	649	869	522	854	485	690
Allegany	443	555	341	557	340	483
Garrett	206	314	181	297	145	207

	FY 2009		FY 2010		FY 2011	
	Filed	Terminated	Filed	Terminated	Filed	Terminated
State Totals	23,904	28,617	22,032	26,731	20,405	25,469

¹DWI cases filed and terminated reflect the number of incidents, which may include multiple citations.

**TABLE DC-6
DISTRICT COURT**

DWI CASES: MANNER OF DISPOSITION

Fiscal Year 2011

	Guilty	Not Guilty	Probation Before Judgment	Dismissed	Nolle Prosequi	Stet	Merged	Jury Trial Prayer	Other	Total
District 1	245	29	380	8	180	22	0	43	7	914
Baltimore City	245	29	380	8	180	22	0	43	7	914
District 2	775	49	915	3	217	45	1	25	11	2,041
Dorchester	70	9	53	0	38	0	0	7	1	178
Somerset	69	4	109	0	47	7	0	2	0	238
Wicomico	294	7	292	0	70	35	0	6	1	705
Worcester	342	29	461	3	62	3	1	10	9	920
District 3	487	87	527	6	273	42	7	130	7	1,566
Caroline	106	7	53	2	61	4	6	20	0	259
Cecil	38	8	68	0	82	26	0	86	3	311
Kent	59	7	71	0	24	10	0	9	1	181
Queen Anne's	190	13	197	1	84	2	1	8	2	498
Talbot	94	52	138	3	22	0	0	7	1	317
District 4	864	29	1,243	6	375	47	1	61	21	2,647
Calvert	234	7	401	3	98	31	0	7	5	786
Charles	376	15	539	0	184	14	1	43	8	1,180
St. Mary's	254	7	303	3	93	2	0	11	8	681
District 5	80	37	161	27	1,420	18	1	651	7	2,402
Prince George's	80	37	161	27	1,420	18	1	651	7	2,402
District 6	1,806	78	2,163	37	502	71	3	4	12	4,676
Montgomery	1,806	78	2,163	37	502	71	3	4	12	4,676

DWI CASES: MANNER OF DISPOSITION, Continued

Fiscal Year 2011

	Guilty	Not Guilty	Probation Before Judgment	Dismissed	Nolle Prosequi	Stet	Merged	Jury Trial Prayer	Other	Total
District 7	671	80	1,347	5	443	119	0	27	11	2,703
Anne Arundel	671	80	1,347	5	443	119	0	27	11	2,703
District 8	714	76	1,179	5	289	18	0	161	11	2,453
Baltimore	714	76	1,179	5	289	18	0	161	11	2,453
District 9	492	10	526	1	86	26	0	58	7	1,206
Harford	492	10	526	1	86	26	0	58	7	1,206
District 10	591	76	1,461	8	245	20	0	166	10	2,577
Carroll	177	30	367	1	55	7	0	115	4	756
Howard	414	46	1,094	7	190	13	0	51	6	1,821
District 11	478	14	712	0	262	3	0	117	8	1,594
Frederick	221	6	355	0	174	0	0	60	4	820
Washington	257	8	357	0	88	3	0	57	4	774
District 12	238	1	331	0	65	40	0	12	3	690
Allegany	182	1	220	0	45	25	0	7	3	483
Garrett	56	0	111	0	20	15	0	5	0	207
State Totals	7,441	566	10,945	106	4,357	471	13	1,455	115	25,469

TABLE DC-7
DISTRICT COURT

DOMESTIC VIOLENCE CASES FILED AND TERMINATED

Fiscal Years 2009 through 2011

	FY 2009		FY 2010		FY 2011	
	Filed ¹	Terminated ²	Filed ¹	Terminated ²	Filed ¹	Terminated ²
District 1	4,258	4,134	4,265	4,136	4,292	4,177
Baltimore City	4,258	4,134	4,265	4,136	4,292	4,177
District 2	1,125	1,036	1,022	970	967	904
Dorchester	164	154	191	179	157	142
Somerset	126	125	88	83	105	98
Wicomico	623	553	514	476	475	440
Worcester	212	204	229	232	230	224
District 3	1,170	1,099	1,275	1,198	1,188	1,090
Caroline	205	186	226	200	197	171
Cecil	564	523	607	562	585	533
Kent	35	33	60	60	41	39
Queen Anne's	187	178	232	226	216	202
Talbot	179	179	150	150	149	145

	FY 2009		FY 2010		FY 2011	
	Filed ¹	Terminated ²	Filed ¹	Terminated ²	Filed ¹	Terminated ²
District 4	1,498	1,433	1,580	1,490	1,501	1,394
Calvert	380	348	350	334	349	324
Charles	661	634	716	658	738	685
St. Mary's	457	451	514	498	414	385
District 5	5,236	4,905	5,141	4,740	5,068	4,706
Prince George's	5,236	4,905	5,141	4,740	5,068	4,706
District 6	2,029	1,892	2,034	1,899	2,044	1,792
Montgomery	2,029	1,892	2,034	1,899	2,044	1,792

	FY 2009		FY 2010		FY 2011	
	Filed ¹	Terminated ²	Filed ¹	Terminated ²	Filed ¹	Terminated ²
District 7	1,979	1,819	2,185	2,044	2,064	1,938
Anne Arundel	1,979	1,819	2,185	2,044	2,064	1,938
District 8	3,667	3,568	3,476	3,409	3,555	3,461
Baltimore	3,667	3,568	3,476	3,409	3,555	3,461
District 9	769	730	798	752	764	705
Harford	769	730	798	752	764	705

	FY 2009		FY 2010		FY 2011	
	Filed ¹	Terminated ²	Filed ¹	Terminated ²	Filed ¹	Terminated ²
District 10	902	833	995	931	932	867
Carroll	300	283	349	333	318	293
Howard	602	550	646	598	614	574
District 11	1,877	1,808	1,724	1,645	1,759	1,692
Frederick	784	740	709	667	679	649
Washington	1,093	1,068	1,015	978	1,080	1,043
District 12	544	538	596	579	560	548
Allegany	385	381	431	411	405	394
Garrett	159	157	165	168	155	154

	FY 2009		FY 2010		FY 2011	
	Filed ¹	Terminated ²	Filed ¹	Terminated ²	Filed ¹	Terminated ²
State Totals	25,054	23,795	25,091	23,793	24,694	23,274

¹Filings include child abuse, domestic violence, and vulnerable adult cases filed.

²Terminations represent the total number of final protective orders granted, denied and dismissed; temporary orders denied and dismissed; and interim orders denied.

TABLE DC-8
DISTRICT COURT

PEACE ORDER CASES FILED AND TERMINATED

Fiscal Years 2009 through 2011

	FY 2009		FY 2010		FY 2011	
	Filed	Terminated ¹	Filed	Terminated ¹	Filed	Terminated ¹
District 1	2,748	2,766	3,020	2,979	3,302	3,292
Baltimore City	2,748	2,766	3,020	2,979	3,302	3,292
District 2	685	663	696	696	704	687
Dorchester	93	92	105	107	105	103
Somerset	83	85	84	79	60	59
Wicomico	348	335	349	343	373	363
Worcester	161	151	158	167	166	162
District 3	777	768	785	785	669	669
Caroline	151	145	163	169	117	118
Cecil	316	313	324	317	268	271
Kent	45	45	29	28	59	57
Queen Anne's	121	122	124	126	125	123
Talbot	144	143	145	145	100	100

	FY 2009		FY 2010		FY 2011	
	Filed	Terminated ¹	Filed	Terminated ¹	Filed	Terminated ¹
District 4	1,222	1,214	1,315	1,303	1,226	1,229
Calvert	333	332	291	287	281	279
Charles	593	587	654	646	642	648
St. Mary's	296	295	370	370	303	302
District 5	3,871	3,792	4,287	4,237	4,182	4,201
Prince George's	3,871	3,792	4,287	4,237	4,182	4,201
District 6	2,142	2,104	2,274	2,239	2,160	2,126
Montgomery	2,142	2,104	2,274	2,239	2,160	2,126

	FY 2009		FY 2010		FY 2011	
	Filed	Terminated ¹	Filed	Terminated ¹	Filed	Terminated ¹
District 7	1,465	1,456	1,712	1,698	1,630	1,627
Anne Arundel	1,465	1,456	1,712	1,698	1,630	1,627
District 8	2,362	2,340	2,256	2,233	2,260	2,252
Baltimore	2,362	2,340	2,256	2,233	2,260	2,252
District 9	609	608	578	568	532	544
Harford	609	608	578	568	532	544

	FY 2009		FY 2010		FY 2011	
	Filed	Terminated ¹	Filed	Terminated ¹	Filed	Terminated ¹
District 10	862	844	981	981	813	817
Carroll	412	403	450	450	447	448
Howard	450	441	531	531	366	369
District 11	1,212	1,204	1,327	1,311	1,243	1,236
Frederick	570	569	626	620	514	507
Washington	642	635	701	691	729	729
District 12	325	323	395	390	315	318
Allegany	200	201	242	235	225	228
Garrett	125	122	153	155	90	90

	FY 2009		FY 2010		FY 2011	
	Filed	Terminated ¹	Filed	Terminated ¹	Filed	Terminated ¹
State Totals	18,280	18,082	19,626	19,420	19,036	18,998

¹Peace Order Cases Terminated equal the number of interim orders denied, plus temporary orders denied and dismissed, plus final peace orders granted, denied and dismissed.

**TABLE DC-9
DISTRICT COURT**

DOMESTIC VIOLENCE DISPOSITIONS

Fiscal Year 2011

	Cases Filed	Transfers to Circuit Court	Interim Orders Granted	Temporary Orders Granted	Temporary Orders Reissued	Protective Orders Granted	Appeals
District 1	4,292	93	2,230	2,461	1,907	948	19
Baltimore City	4,292	93	2,230	2,461	1,907	948	19
District 2	967	41	297	685	120	338	12
Dorchester	157	14	92	102	12	46	2
Somerset	105	4	22	72	4	40	1
Wicomico	475	19	126	351	88	157	8
Worcester	230	4	57	160	16	95	1
District 3	1,188	82	372	706	143	341	18
Caroline	197	23	72	118	24	63	5
Cecil	585	43	194	348	78	144	8
Kent	41	1	12	26	3	16	0
Queen Anne's	216	13	44	122	28	64	4
Talbot	149	2	50	92	10	54	1
District 4	1,501	86	852	887	195	489	12
Calvert	349	20	178	195	36	122	6
Charles	738	48	465	430	76	226	6
St. Mary's	414	18	209	262	83	141	0
District 5	5,068	315	2,322	3,168	1,234	1,322	62
Prince George's	5,068	315	2,322	3,168	1,234	1,322	62
District 6	2,044	12	787	1,225	376	831	41
Montgomery	2,044	12	787	1,225	376	831	41
District 7	2,064	89	830	1,339	391	694	29
Anne Arundel	2,064	89	830	1,339	391	694	29
District 8	3,555	28	1,257	2,035	729	853	51
Baltimore	3,555	28	1,257	2,035	729	853	51
District 9	764	52	397	490	104	272	8
Harford	764	52	397	490	104	272	8
District 10	932	55	439	612	141	331	12
Carroll	318	18	154	208	31	129	7
Howard	614	37	285	404	110	202	5
District 11	1,759	48	747	1,050	199	556	16
Frederick	679	24	283	382	71	190	8
Washington	1,080	24	464	668	128	366	8
District 12	560	2	268	341	50	156	8
Allegany	405	2	185	253	36	116	6
Garrett	155	0	83	88	14	40	2
State Totals	24,694	903	10,798	14,999	5,589	7,131	288

TABLE DC-10
DISTRICT COURT

PEACE ORDER DISPOSITIONS

Fiscal Year 2011

	Cases Filed	Interim Orders Granted	Temporary Orders Granted	Peace Orders Granted	Appeals
District 1	3,302	1,673	2,830	920	9
Baltimore City	3,302	1,673	2,830	920	9
District 2	704	113	617	268	2
Dorchester	105	40	80	58	0
Somerset	60	6	50	29	0
Wicomico	373	48	345	125	1
Worcester	166	19	142	56	1
District 3	669	146	522	270	3
Caroline	117	29	96	56	0
Cecil	268	75	187	83	1
Kent	59	12	44	15	0
Queen Anne's	125	10	120	56	1
Talbot	100	20	75	60	1
District 4	1,226	524	985	531	6
Calvert	281	87	218	96	0
Charles	642	327	516	284	5
St. Mary's	303	110	251	151	1
District 5	4,182	1,491	3,615	1,125	24
Prince George's	4,182	1,491	3,615	1,125	24
District 6	2,160	664	1,640	989	20
Montgomery	2,160	664	1,640	989	20
District 7	1,630	499	1,358	605	7
Anne Arundel	1,630	499	1,358	605	7
District 8	2,260	585	1,896	688	16
Baltimore	2,260	585	1,896	688	16
District 9	532	221	432	295	2
Harford	532	221	432	295	2
District 10	813	224	666	297	3
Carroll	447	105	387	178	2
Howard	366	119	279	119	1
District 11	1,243	361	1,075	503	5
Frederick	514	130	410	188	4
Washington	729	231	665	315	1
District 12	315	121	207	125	0
Allegany	225	75	169	97	0
Garrett	90	46	38	28	0
State Totals	19,036	6,622	15,843	6,616	97



Administrative Office of the Courts Court Operations

**2001 E/F Commerce Park Dr.
Annapolis, MD. 21401
410-260-1724
www.mdcourts.gov**