



Maryland Judiciary

Annual Report

**STATISTICAL ABSTRACT AND
COURT-RELATED AGENCIES**

2001 - 2002



The following charts are included in this online version of the Statistical Abstract of the 2001-2002 Maryland Judiciary Annual Report:

Court of Appeals

Court of Appeals - Appeals Actually Filed and Terminated Within Fiscal Year CA-1

Court of Appeals - Five-Year Comparative Table - Petition Docket Dispositions CA-6

Disposition of Court of Appeals Cases - Regular Docket CA-7

Court of Special Appeals

Court of Special Appeals - Appeals Actually Filed and Terminated Within Fiscal Year . . CSA-1

Court of Special Appeals - Five-Year Comparative Table - Disposition of Applications
for Leave to Appeal and Other Miscellaneous Cases CSA-6

Cases Disposed by Court of Special Appeals - Regular Docket CSA-7

Circuit Courts

Circuit Courts - Five-Year Comparative Table - All Cases - Filings and Terminations CC-2

Circuit Courts - Categories of Filings - Original and Reopened Cases Filed CC-8

Circuit Courts - Categories of Terminations - Original and Reopened Cases Filed CC-9

Circuit Courts - Court Trials, Jury Trials, and Hearings by County, Circuit, and
Functional Area CC-10

Circuit Courts - Domestic Violence Cases Heard in the Circuit Courts CC-11

District Court

District Court - Three-Year Comparative Table - Motor Vehicle, Criminal and Civil
Cases Filed and Terminated in Fiscal Year 2000-Fiscal Year 2002 DC-1

District Court - Five-Year Comparative Table - Motor Vehicle and Criminal Cases
Processed and Civil Cases Filed DC-2

District Court - Three-Year Comparative Table - Domestic Violence and Peace Order
Cases Filed and Terminated in Fiscal Year 2000-Fiscal Year 2002 DC-8

District Court - Domestic Violence and Peace Order Dispositions DC-9

TABLE CA-1

COURT OF APPEALS
APPEALS ACTUALLY FILED AND
TERMINATED WITHIN FISCAL YEAR

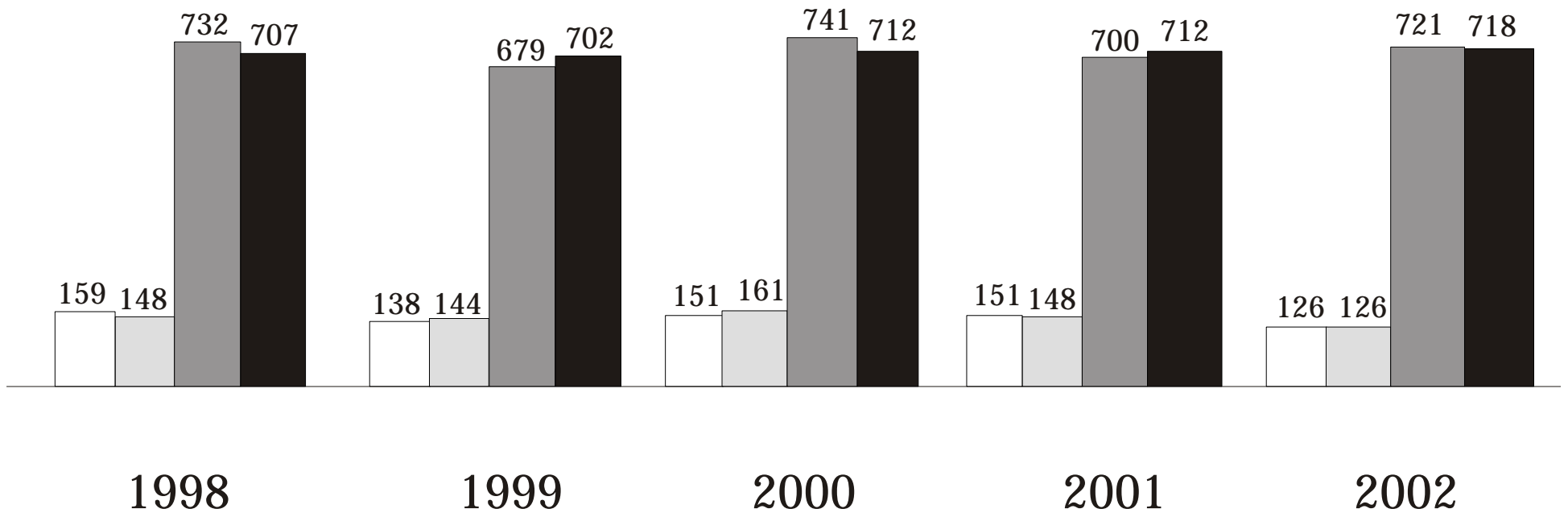
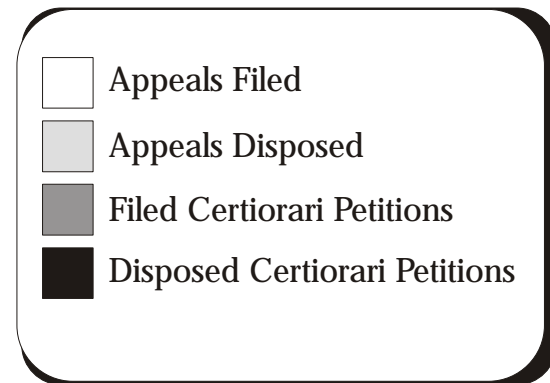


TABLE CA-6
FIVE-YEAR COMPARATIVE TABLE
PETITION DOCKET DISPOSITIONS
(PETITIONS FOR CERTIORARI)
FISCAL YEAR 1998 - FISCAL YEAR 2002

Petitions	Granted	Dismissed	Denied	Withdrawn	Total	Percentage of Certiorari Petitions Granted
Civil						
1997-98	74	4	292	3	373	19.8%
1998-99	61	8	318	2	389	15.7%
1999-00	73	3	301	8	385	19.0%
2000-01	84	10	300	1	395	21.3%
2001-02	79	4	268	3	354	22.3%
Criminal						
1997-98	50	1	281	2	334	15.0%
1998-99	37	2	272	2	313	11.8%
1999-00	44	2	279	2	327	13.5%
2000-01	42	3	270	2	317	13.2%
2001-02	41	2	319	2	364	11.3%

TABLE CA-7 DISPOSITION OF COURT OF APPEALS CASES REGULAR DOCKET JULY 1, 2001 - JUNE 30, 2002 FISCAL YEAR 2002				
	CIVIL	JUVENILE	CRIMINAL	TOTAL
Affirmed	34	0	16	50
Reversed	29	0	17	46
Dismissed - Opinion Filed	0	0	1	1
Dismissed Without Opinion	3	0	3	6
Vacated and Remanded	8	0	3	11
Affirmed in Part, Reversed in Part	3	0	3	6
Affirmed in Part, Vacated in Part	1	0	0	1
Dismissed Prior to Argument or Submission	4	0	1	5
Origin				
1999 Docket	7	0	2	9
2000 Docket	19	0	11	30
2001 Docket	56	0	31	87
Total Cases Disposed During Fiscal Year 2002	82	0	44	126

TABLE CSA-1

COURT OF SPECIAL APPEALS-APPEALS ACTUALLY
FILED AND TERMINATED WITHIN FISCAL YEAR

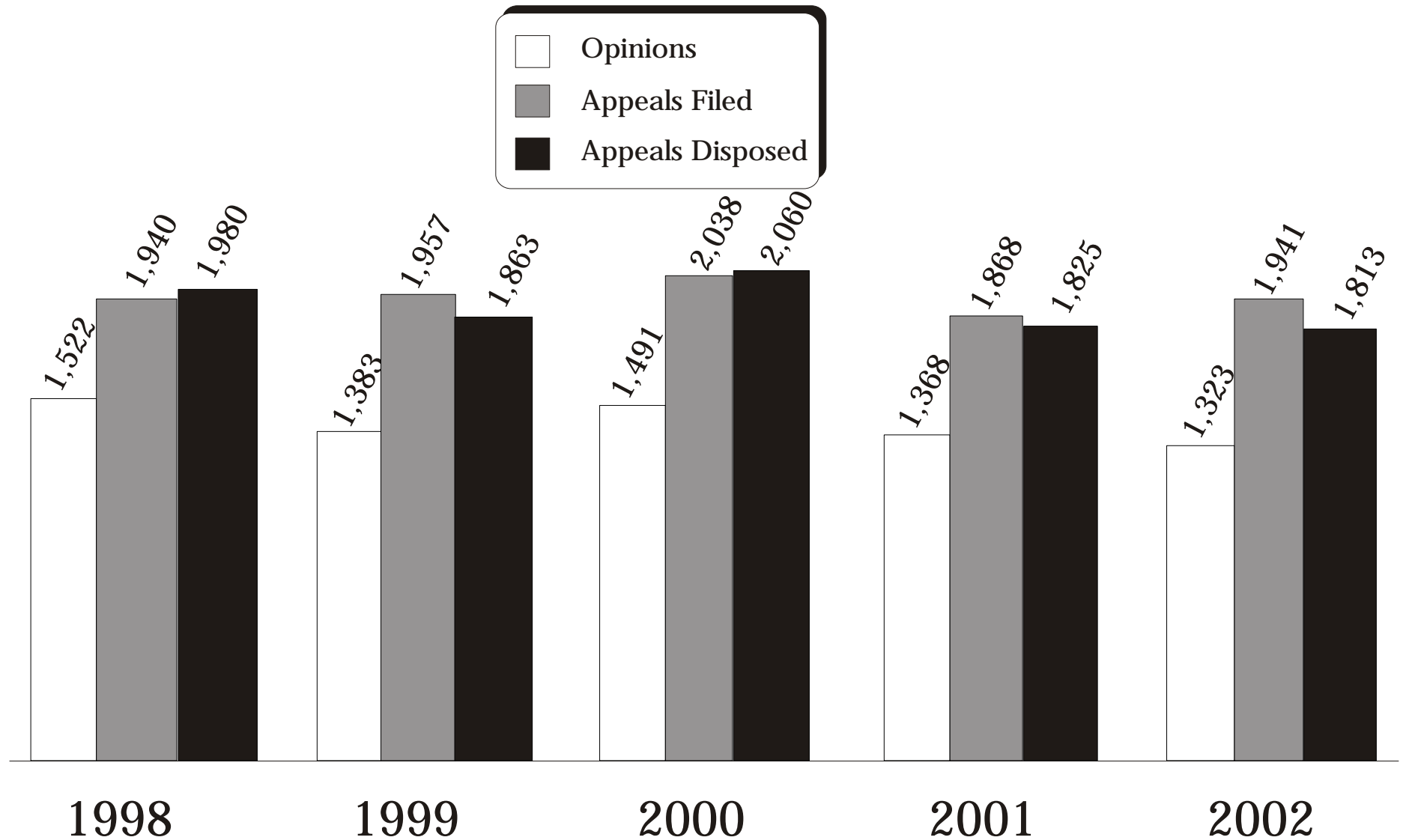


TABLE CSA-6					
FIVE-YEAR COMPARATIVE TABLE					
DISPOSITION OF APPLICATIONS FOR LEAVE TO APPEAL					
AND OTHER MISCELLANEOUS CASES					
FISCAL YEAR 1998 - FISCAL YEAR 2002					
	1998	1999	2000	2001	2002
POST CONVICTION-TOTAL	280	243	216	218	311
Granted	11	13	11	2	3
Dismissed or Transferred	0	0	6	12	19
Denied	269	230	199	204	285
Remanded	0	0	0	0	4
INMATE GRIEVANCE-TOTAL	18	8	39	113	99
Granted	0	0	0	0	0
Dismissed or Transferred	0	0	6	15	14
Denied	18	8	33	98	85
Remanded	0	0	0	0	0
OTHER MISCELLANEOUS-TOTAL	74	93	37	25	85
Granted	0	0	0	4	1
Dismissed or Transferred	0	0	17	4	9
Denied	74	93	17	16	70
Remanded	0	0	3	1	5
VIOLATIONS OF PROBATION-TOTAL	56	48	32	85	73
Granted	1	0	2	2	1
Dismissed or Transferred	0	0	9	24	14
Denied	55	48	21	59	58
Remanded	0	0	0	0	0
TOTAL	428	392	324	441	568

<p style="text-align: center;">TABLE CSA-7</p> <p style="text-align: center;">CASES DISPOSED BY</p> <p style="text-align: center;">COURT OF SPECIAL APPEALS</p> <p style="text-align: center;">REGULAR DOCKET</p> <p style="text-align: center;">JULY 1, 2001 - JUNE 30, 2002</p> <p style="text-align: center;">FISCAL YEAR 2002</p>				
	Civil	Juvenile	Criminal	Total
Affirmed	470	26	459	955
Reversed	92	3	85	180
Dismissed - Opinion Filed	33	0	3	36
Remanded Without Affirmance or Reversal	3	0	3	6
Vacated and Remanded	69	1	22	92
Affirmed in Part, Reversed in Part	37	1	17	55
Dismissed Prior to Argument or Submission	335	18	91	444
Transferred to Court of Appeals	35	1	5	41
Other	4	0	0	4
Origin				
1996 Docket	4	0	0	4
1997 Docket	1	0	1	2
1998 Docket	3	0	2	5
1999 Docket	16	5	18	39
2000 Docket	225	10	254	489
2001 Docket	779	32	395	1,206
2002 Docket	50	3	15	68
Total Cases Disposed During Fiscal Year 2002	1,078	50	685	1,813

TABLE CC-2

**FIVE-YEAR COMPARATIVE TABLE
ALL CASES
FILINGS AND TERMINATIONS**

FISCAL YEAR 1998 - FISCAL YEAR 2002

	COMBINED ORIGINAL AND REOPENED CASES FILED AND TERMINATED									
	1997-98		1998-99		1999-00		2000-01		2001-02	
	F	T	F	T	F	T	F	T	F	T
First Circuit	13,312	12,520	12,942	11,533	13,705	13,390	14,964	14,505	15,813	15,695
Dorchester	2,396	2,225	2,072	2,050	2,197	2,161	2,419	2,496	2,442	2,542
Somerset	2,248	2,205	2,207	2,172	2,154	2,116	2,277	2,179	2,016	2,019
Wicomico	4,778	4,583	4,891	4,318	5,537	5,297	5,514	5,213	6,185	5,948
Worcester	3,890	3,507	3,772	2,993	3,817	3,816	4,754	4,617	5,170	5,186
Second Circuit	11,750	10,683	11,930	10,872	13,213	11,803	13,206	11,321	14,420	12,922
Caroline	1,692	1,591	1,700	1,334	1,567	1,328	1,556	1,172	1,845	1,641
Cecil	4,748	4,171	5,008	4,480	6,540	5,660	6,551	5,438	7,620	6,512
Kent	1,463	1,338	1,391	1,280	1,375	1,281	1,542	1,389	1,111	997
Queen Anne's	1,918	1,786	1,858	1,895	1,692	1,607	1,365	1,241	1,515	1,467
Talbot	1,929	1,797	1,973	1,883	2,039	1,927	2,192	2,081	2,329	2,305
Third Circuit	35,632	31,854	35,943	33,077	37,829	32,542	39,235	35,236	40,331	40,503
Baltimore	28,055	24,930	28,479	26,479	29,061	24,421	29,179	26,668	29,874	31,966
Harford	7,577	6,924	7,464	6,598	8,768	8,121	10,056	8,568	10,457	8,537
Fourth Circuit	13,396	12,208	13,190	12,913	13,210	12,689	13,763	11,705	13,518	12,627
Allegany	3,826	3,750	3,440	3,353	3,647	3,489	3,484	3,098	3,470	3,292
Garrett	1,217	1,132	1,103	907	1,127	1,023	1,010	963	1,122	911
Washington	8,353	7,326	8,647	8,653	8,436	8,177	9,269	7,644	8,926	8,424
Fifth Circuit	34,440	31,803	34,734	32,125	33,719	31,506	33,643	31,324	35,344	33,453
Anne Arundel	20,274	18,791	21,405	19,801	20,141	17,954	19,630	17,788	20,712	19,609
Carroll	5,896	5,432	5,350	5,213	5,797	5,801	5,631	5,440	6,655	6,479
Howard	8,270	7,580	7,979	7,111	7,781	7,751	8,382	8,096	7,977	7,365
Sixth Circuit	42,375	41,260	46,663	41,486	45,528	44,062	46,654	45,822	45,173	43,078
Frederick	6,828	5,755	7,727	5,635	8,302	6,431	8,527	7,771	9,252	7,493
Montgomery *	35,547	35,505	38,936	35,851	37,226	37,631	38,127	38,051	35,921	35,585
Seventh Circuit	61,651	56,171	62,067	54,832	63,931	59,311	61,378	64,122	56,864	57,217
Calvert	4,686	4,235	4,477	4,428	4,960	4,895	5,378	5,152	4,779	4,383
Charles	7,644	6,783	8,088	7,188	8,328	7,913	8,646	8,335	8,010	7,716
Prince George's	44,239	40,487	44,946	38,624	46,302	42,189	43,783	47,189	40,615	41,611
St. Mary's	5,082	4,666	4,556	4,592	4,341	4,314	3,571	3,446	3,460	3,507
Eighth Circuit	64,648	40,297	69,976	56,508	69,377	64,179	69,194	61,193	68,457	59,432
Baltimore City	64,648	40,297	69,976	56,508	69,377	64,179	69,194	61,193	68,457	59,432
STATE	277,204	236,796	287,445	253,346	290,512	269,482	292,037	275,228	289,920	274,927

*Includes juvenile cases processed at the District Court level. Juvenile jurisdiction was transferred to the circuit court level in March 2002.

NOTE: See note on Table CC-16

**TABLE CC-8
CATEGORIES OF FILINGS
ORIGINAL AND REOPENED CASES FILED**

**JULY 1, 2001 - JUNE 30, 2002
FISCAL YEAR 2002**

	Dorchester	Somerset	Wicomico	Worcester	Caroline	Cecil	Kent	Queen Anne's	Talbot	Baltimore	Harford	Allegany	Garrett	Washington	Anne Arundel	Carroll	Howard	Frederick	Montgomery	Calvert	Charles	Prince George's	St. Mary's	Baltimore City	TOTAL	
TOTAL CIVIL	1,569	1,500	3,214	3,532	1,185	5,248	748	1,044	1,423	18,452	7,100	2,405	747	5,393	11,912	3,394	4,845	4,685	25,181	3,516	5,275	26,413	2,393	32,189	173,363	
Motor Tort	11	10	79	71	18	130	10	21	29	925	173	55	28	77	458	77	182	118	690	74	117	1,145	52	1,229	5,779	
Other Tort	11	3	10	32	6	26	4	1	20	481	34	9	6	40	63	17	72	50	720	4	59	740	6	3,704	6,118	
Contract	26	10	24	82	10	29	14	22	26	975	89	12	13	71	465	58	252	103	1,612	19	70	887	28	643	5,540	
Condemnation	0	0	1	5	0	1	0	1	1	19	3	6	1	1	16	0	3	27	30	0	10	4	0	115	244	
Contested Confessed Judgment	6	9	23	14	12	45	8	14	14	170	55	7	3	20	2	4	53	37	197	13	21	0	10	112	849	
Other Law	21	22	28	45	10	62	9	27	19	240	103	19	14	110	14	7	83	57	5,450	32	62	480	71	4,059	11,044	
Appeals																										
District Court-On Record	3	2	4	8	1	7	3	2	2	73	16	6	2	13	34	11	30	23	96	5	13	98	6	119	577	
District Court-De Novo	6	4	8	10	8	14	5	6	3	129	27	11	3	24	43	24	38	27	236	5	24	127	2	152	936	
Administrative Agency	32	64	49	28	9	56	17	28	26	637	167	178	13	153	343	91	152	113	475	40	59	363	44	1,060	4,197	
Divorce/Nullity	256	179	712	442	270	906	170	241	352	4,860	1,680	558	178	1,119	3,364	898	1,305	1,385	5,435	784	1,040	6,260	580	3,123	36,097	
Other Domestic Relations	320	291	681	629	254	1,454	156	142	341	2,740	1,614	482	212	1,805	713	591	701	1,055	959	773	981	3,311	460	1,839	22,504	
Adoption/Guardianship	25	1	29	18	5	44	6	6	8	317	93	26	11	41	405	128	80	95	1,893	49	47	127	21	185	3,660	
Paternity	525	641	903	1,185	322	1,491	204	186	358	1,023	1,405	343	85	1,274	595	128	524	632	2,094	992	1,296	3,993	487	7,103	27,789	
Domestic Violence	52	86	42	49	60	105	44	7	32	783	375	20	26	32	359	404	215	46	765	130	404	751	162	507	5,456	
Other General	272	170	619	907	200	851	98	339	191	5,041	1,251	656	152	598	4,938	943	1,149	908	4,187	594	1,067	8,100	458	8,113	41,802	
Unreported Category	3	8	2	7	0	27	0	1	1	39	15	17	0	15	100	13	6	9	342	2	5	27	6	126	771	
TOTAL JUVENILE	162	174	626	251	348	529	91	214	458	4,615	889	466	189	819	2,641	1,168	1,357	2,228	4,018	708	1,032	4,562	372	10,890	38,807	
Delinquency	123	131	571	239	306	403	80	177	423	3,947	663	405	89	686	2,519	1,090	1,054	2,019	3,713	603	990	4,115	348	7,399	32,093	
Adult	0	0	0	0	0	0	0	0	0	1	0	0	0	0	0	13	1	0	1	1	2	0	0	0	19	
Child In Need of Supervision	0	12	3	0	0	0	0	6	2	15	0	15	11	3	0	14	3	21	2	3	0	3	0	115	228	
Child In Need of Assistance	22	31	47	10	29	69	10	23	15	527	186	39	38	86	107	37	242	153	194	87	24	345	19	2,019	4,359	
Guardianship	1	0	2	0	10	57	1	6	15	68	30	1	25	22	2	0	14	17	43	0	4	28	2	521	869	
Adoption	15	0	0	0	0	0	0	2	1	5	0	0	5	12	3	0	0	0	30	0	7	30	0	639	749	
Peace Orders	0	0	1	0	0	0	0	0	0	48	5	0	3	7	1	12	7	17	32	12	0	0	0	167	312	
Unreported Category	1	0	2	2	3	0	0	0	2	4	5	6	18	3	9	2	36	1	3	2	5	41	3	30	178	
TOTAL CRIMINAL	711	342	2,345	1,387	312	1,843	272	257	448	6,807	2,468	599	186	2,714	6,159	2,093	1,775	2,339	6,722	555	1,703	9,640	695	25,378	77,750	
Indictment/Information	411	146	801	419	158	328	107	131	269	4,021	740	199	131	838	4,226	647	609	540	2,992	253	676	3,949	297	14,050	36,938	
Appeals From District Court																										
Motor Vehicle	12	7	23	32	11	28	8	14	17	524	88	14	7	67	351	74	113	134	421	10	30	69	14	218	2,286	
Other	18	23	57	23	10	36	13	13	8	757	94	39	12	77	463	81	73	74	566	16	28	213	11	378	3,083	
Jury Trial Prayed - Motor	51	39	420	381	27	536	37	27	42	344	558	77	8	493	219	351	389	703	1,008	105	424	2,293	148	585	9,265	
Jury Trial Prayed - Other	199	124	925	525	93	754	101	61	100	1,122	950	262	25	1,083	671	839	578	883	1,735	144	463	2,739	219	10,036	24,631	
Non Support	0	0	1	0	0	80	0	0	0	10	0	1	0	0	0	0	0	0	0	0	1	0	3	0	96	
Post Conviction	9	0	18	0	7	9	2	10	7	1	23	0	3	10	11	1	0	2	0	0	27	274	0	69	483	
Unreported Category	11	3	100	7	6	72	4	1	5	28	15	7	0	146	218	100	13	3	0	27	54	103	3	42	968	
STATE	2,442	2,016	6,185	5,170	1,845	7,620	1,111	1,515	2,329	29,874	10,457	3,470	1,122	8,926	20,712	6,655	7,977	9,252	35,921	4,779	8,010	40,615	3,460	68,457	289,920	

NOTE: See note on Table CC-16. The juvenile data may be incomplete due to reporting problems.

TABLE CC-9																										
CATEGORIES OF TERMINATIONS																										
TERMINATIONS OF ORIGINAL AND REOPENED CASES FILED																										
JULY 1, 2001 - JUNE 30, 2002																										
FISCAL YEAR 2002																										
	Dorchester	Somerset	Wicomico	Worcester	Caroline	Cecil	Kent	Queen Anne's	Talbot	Baltimore	Harford	Allegany	Garrett	Washington	Anne Arundel	Carroll	Howard	Frederick	Montgomery	Calvert	Charles	Prince George's	St. Mary's	Baltimore City	TOTAL	
TOTAL CIVIL	1,696	1,464	3,075	3,677	1,106	4,741	700	1,056	1,448	22,313	5,778	2,228	684	5,167	11,387	3,351	4,691	3,722	24,674	3,246	5,352	27,970	2,359	27,248	169,133	
Motor Tort	20	7	72	42	13	106	9	30	36	1,052	168	58	14	60	556	83	162	113	711	63	120	1,442	54	1,260	6,251	
Other Tort	19	4	15	30	3	24	5	4	21	2,039	26	16	8	47	127	14	66	39	694	16	61	925	14	966	5,183	
Contract	27	16	21	74	2	33	18	26	28	1,132	75	6	6	79	399	68	225	85	1,578	31	58	985	20	581	5,573	
Condemnation	2	0	1	15	0	0	0	0	0	15	1	4	1	2	19	0	8	7	33	6	4	7	20	78	223	
Confessed Judgment	4	9	16	18	3	46	6	9	14	197	42	6	4	18	1	5	37	20	183	15	13	0	8	109	783	
Other Law	15	28	18	43	5	51	10	29	18	220	93	13	9	98	18	2	82	22	5,237	37	53	496	62	3,621	10,280	
Appeals																										
District Court-On Record	3	1	6	5	0	12	3	2	2	95	10	6	3	10	33	8	29	20	71	0	14	113	6	137	589	
District Court-De Novo	7	4	13	8	5	11	5	3	5	208	19	14	2	21	52	42	45	21	243	4	18	159	8	158	1,075	
Administrative Agency	32	78	50	37	5	73	23	28	29	659	186	163	15	212	536	107	157	96	458	43	69	411	48	1,217	4,732	
Divorce/Nullity	276	170	764	419	226	835	157	270	374	5,493	1,269	547	175	1,078	3,204	927	1,325	1,170	5,215	695	1,074	6,318	593	3,165	35,739	
Other Domestic Relations	334	290	599	585	174	1,273	147	147	343	3,476	1,391	388	191	1,614	457	560	694	816	968	644	978	3,165	435	1,339	21,008	
Adoption/Guardianship	30	1	30	19	2	45	6	6	8	370	86	22	6	36	460	140	69	95	1,910	47	48	111	28	195	3,770	
Paternity	625	619	832	1,404	485	1,395	175	175	353	1,192	1,025	346	84	1,256	1,042	144	593	422	2,143	929	1,477	4,403	466	6,177	27,762	
Domestic Violence	53	84	37	40	35	107	42	9	29	661	328	15	25	30	317	375	205	36	760	122	372	718	149	514	5,063	
Other General	249	153	600	938	147	723	94	318	188	5,504	1,059	623	141	602	4,166	876	994	759	4,108	592	992	8,713	447	7,728	40,714	
Unreported Category	0	0	1	0	1	7	0	0	0	0	0	1	0	4	0	0	0	1	362	2	1	4	1	3	388	
TOTAL JUVENILE	150	137	581	258	270	403	69	181	418	3,418	532	481	81	813	2,479	1,105	967	2,053	4,094	607	757	3,794	520	8,767	32,935	
Delinquency	121	116	556	242	262	377	69	172	413	3,119	472	452	63	652	2,397	1,024	785	1,956	3,684	550	717	3,516	514	5,395	27,624	
Adult	0	0	0	0	0	0	0	0	0	0	0	0	0	0	0	12	0	0	1	1	1	0	0	0	15	
Child In Need of Supervision	0	14	3	1	4	0	0	5	2	5	0	15	10	4	1	14	0	19	2	4	0	3	0	12	118	
Child In Need of Assistance	18	6	14	13	0	20	0	1	1	259	57	10	5	116	75	31	175	47	250	38	27	224	3	1,958	3,348	
Guardianship	1	1	4	1	0	6	0	2	0	6	0	0	0	25	0	6	1	12	86	0	7	18	1	763	940	
Adoption	9	0	0	0	0	0	0	1	0	1	0	0	13	1	6	0	0	35	0	4	19	0	0	606	695	
Peace Orders	0	0	3	0	0	0	0	0	0	25	3	0	3	3	2	10	6	19	31	12	0	0	0	0	147	
Unreported	1	0	1	1	4	0	0	0	2	3	0	4	0	0	3	2	0	0	5	2	1	14	2	3	48	
TOTAL CRIMINAL	696	418	2,292	1,251	265	1,368	228	230	439	6,235	2,227	583	146	2,444	5,743	2,023	1,707	1,718	6,817	530	1,607	9,847	628	23,417	72,859	
Indictment/Information	428	196	844	391	127	300	99	117	274	3,745	714	213	107	781	4,082	682	575	397	2,920	269	701	3,688	289	12,963	34,902	
Appeals From District Court:																										
Motor Vehicle	7	6	27	23	9	22	8	13	12	431	65	17	6	71	360	87	124	90	419	4	33	82	13	215	2,144	
Other	13	21	61	21	15	23	10	11	5	664	92	35	7	70	446	68	79	44	573	16	28	231	9	387	2,929	
Jury Trial Prayed - Motor	46	45	448	315	30	454	36	25	54	299	505	68	8	501	228	333	369	507	1,083	99	408	2,592	120	536	9,109	
Jury Trial Prayed - Other	189	149	899	500	78	535	72	53	94	1,054	816	245	16	996	614	850	557	678	1,822	141	401	3,120	196	9,207	23,282	
Non Support	0	0	1	0	0	31	0	0	0	25	0	2	0	0	1	1	0	0	0	0	7	0	1	0	69	
Post Conviction	12	0	12	1	5	2	2	11	0	1	35	0	2	24	10	2	2	0	0	0	22	125	0	81	349	
Unreported Category	1	1	0	0	1	1	1	0	0	16	0	3	0	1	2	0	1	2	0	1	7	9	0	28	75	
STATE	2,542	2,019	5,948	5,186	1,641	6,512	997	1,467	2,305	31,966	8,537	3,292	911	8,424	19,609	6,479	7,365	7,493	35,585	4,383	7,716	41,611	3,507	59,432	274,927	

NOTE: See note on Table CC-16. The juvenile data may be incomplete due to reporting problems.

<p style="text-align: center;">TABLE CC-10 COURT TRIALS, JURY TRIALS, AND HEARINGS BY COUNTY, CIRCUIT, AND FUNCTIONAL AREA JULY 1, 2001 - JUNE 30, 2002 FISCAL YEAR 2002</p>																									
	Dorchester	Somerset	Wicomico	Worcester	Caroline	Cecil	Kent	Queen Anne's	Talbot	Baltimore	Harford	Allegany	Garrett	Washington	Anne Arundel	Carroll	Howard	Frederick	Montgomery	Calvert	Charles	Prince George's	St. Mary's	Baltimore City	TOTAL
TRIALS																									
<i>Civil</i>																									
Court Trials	21	5	223	69	5	661	40	72	17	1,837	278	22	6	108	500	36	147	40	515	13	94	93	6	1,280	6,088
Jury Trials	20	1	27	33	4	24	5	3	18	229	53	41	4	46	119	22	41	29	166	33	38	227	16	224	1,423
<i>Criminal</i>																									
Court Trials	5	4	31	619	21	15	5	10	12	75	24	7	2	90	336	118	43	14	79	6	9	21	6	136	1,688
Jury Trials	9	10	58	21	27	22	11	19	48	94	47	33	8	58	107	22	96	10	134	14	14	140	26	298	1,326
COUNTY TOTALS																									
Court Trials	26	9	254	688	26	676	45	82	29	1,912	302	29	8	198	836	154	190	54	594	19	103	114	12	1,416	7,776
Jury Trials	29	11	85	54	31	46	16	22	66	323	100	74	12	104	226	44	137	39	300	47	52	367	42	522	2,749
TOTAL	55	20	339	742	57	722	61	104	95	2,235	402	103	20	302	1,062	198	327	93	894	66	155	481	54	1,938	10,525
CIRCUIT TOTALS																									
	1ST CIRCUIT				2ND CIRCUIT					3RD CIRCUIT		4TH CIRCUIT			5TH CIRCUIT			6TH CIRCUIT		7TH CIRCUIT			8TH CIRCUIT		
Court Trials	977				858					2,214		235			1,180			648		248			1,416	7,776	
Jury Trials	179				181					423		190			407			339		508			522	2,749	
TOTAL	1,156				1,039					2,637		425			1,587			987		756			1,938	10,525	
HEARINGS																									
<i>Civil</i>	1,206	1,526	1,358	1,678	1,830	2,865	1,140	896	1,126	6,603	2,333	1,652	448	2,268	10,575	3,179	1,685	2,545	19,765	3,353	5,619	18,027	1,072	5,365	98,114
<i>Criminal</i>	1,156	622	3,673	777	791	4,056	531	280	912	7,019	3,644	1,207	183	3,311	10,446	3,685	4,541	1,620	13,502	1,899	3,665	14,651	1,084	15,314	98,569
<i>Juvenile</i>	298	266	1,189	358	481	1,390	260	490	643	4,955	477	921	443	1,417	5,345	2,338	2,369	3,775	10,789	1,487	2,250	11,604	1,154	68,549	123,248
COUNTY TOTALS	2,660	2,414	6,220	2,813	3,102	8,311	1,931	1,666	2,681	18,577	6,454	3,780	1,074	6,996	26,366	9,202	8,595	7,940	44,056	6,739	11,534	44,282	3,310	89,228	319,931
CIRCUIT TOTALS																									
	1ST CIRCUIT				2ND CIRCUIT					3RD CIRCUIT		4TH CIRCUIT			5TH CIRCUIT			6TH CIRCUIT		7TH CIRCUIT			8TH CIRCUIT		
	14,107				17,691					25,031		11,850			44,163			51,996		65,865			89,228	319,931	

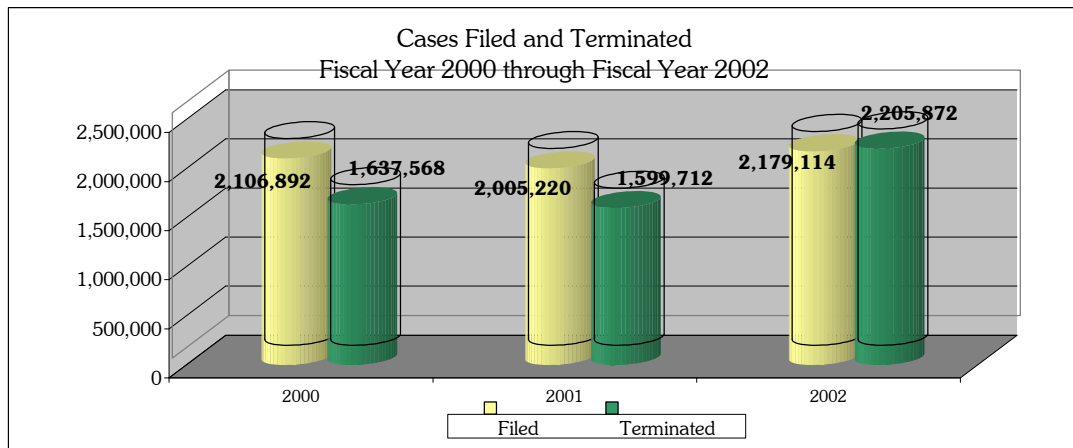
NOTE: Some differences may exist in the number of court trials for courts of similar size due to the recording of these events under incorrect headings.

TABLE CC-11
DOMESTIC VIOLENCE CASES HEARD IN THE CIRCUIT COURTS
FISCAL YEAR 2002

	EX PARTE			PROTECTIVE ORDER		
	Hearings	Orders Granted	Percent Granted	Hearings	Orders Granted	Percent Granted
First Circuit						
Dorchester	47	35	74.5	22	14	63.6
Somerset	57	46	80.7	37	30	81.1
Wicomico	5	2	40.0	3	2	66.7
Worcester	44	28	63.6	28	17	60.7
Second Circuit						
Caroline	67	56	83.6	54	33	61.1
Cecil	145	94	64.8	73	33	45.2
Kent	38	26	68.4	48	23	47.9
Queen Anne's	4	1	25.0	3	2	66.7
Talbot	30	16	53.3	20	10	50.0
Third Circuit						
Baltimore	532	327	61.5	334	137	41.0
Harford	361	244	67.6	324	145	44.7
Fourth Circuit						
Allegany	6	4	66.7	8	2	25.0
Garrett	20	11	55.0	23	3	13.0
Washington	25	16	64.0	26	5	19.2
Fifth Circuit						
Anne Arundel	211	155	73.5	210	107	50.9
Carroll	354	216	61.0	264	112	42.4
Howard	211	108	51.2	137	55	40.1
Sixth Circuit						
Frederick	35	25	71.4	29	16	55.2
Montgomery	769	502	65.3	640	307	48.0
Seventh Circuit						
Calvert	105	84	80.0	93	48	51.6
Charles	423	258	61.0	396	169	42.7
Prince George's	455	319	70.1	333	179	53.7
St. Mary's	75	52	69.3	61	27	44.3
Eighth Circuit						
Baltimore City	303	269	88.8	222	178	80.2
STATE	4,322	2,894	66.9	3,388	1,654	48.8

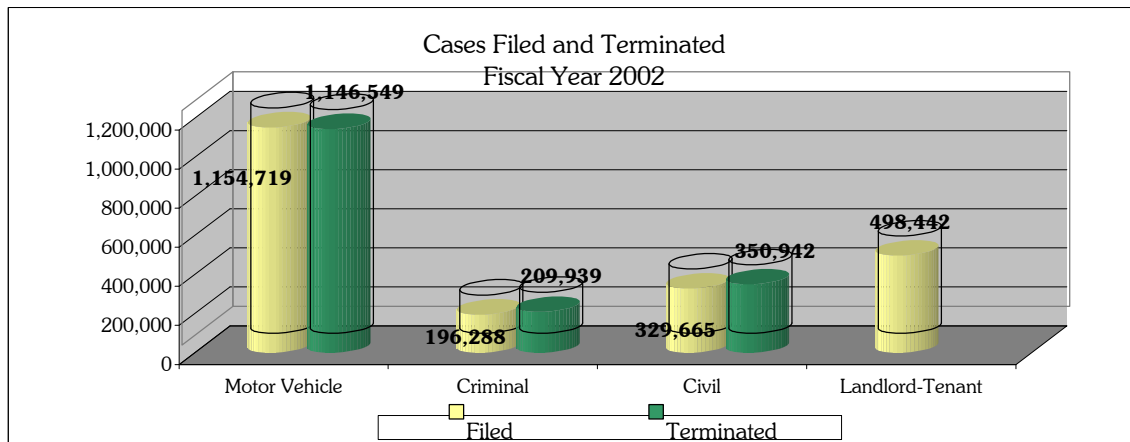
NOTE: This table represents only those hearings that were held in Fiscal Year 2002.

DC-1 Three-Year Comparative Table Motor Vehicle, Criminal and Civil Cases Filed and Terminated in the District Court of Maryland Fiscal Year 2000 through Fiscal Year 2002						
	FY 2000		FY 2001		FY 2002	
	Filed	Terminated	Filed	Terminated	Filed	Terminated
District 1						
Baltimore City	399,790	284,966	379,541	249,621	435,739	424,989
District 2						
Dorchester	14,045	13,283	15,225	13,192	15,990	16,048
Somerset	16,006	14,485	16,055	15,238	15,962	15,792
Wicomico	45,387	41,451	43,661	36,862	49,458	48,109
Worcester	30,493	31,354	29,243	29,651	35,075	33,037
District 3						
Caroline	10,208	7,341	10,237	8,291	10,815	10,835
Cecil	42,737	37,552	45,648	40,418	45,571	44,763
Kent	7,853	15,243	8,490	16,778	8,964	9,339
Queen Anne's	14,227	17,019	18,430	17,206	18,324	19,045
Talbot	16,761	9,976	18,297	9,663	17,889	18,619
District 4						
Calvert	21,851	19,778	21,641	22,337	24,514	25,143
Charles	38,561	37,800	38,215	40,827	41,582	41,157
St. Mary's	30,886	26,930	28,007	26,074	23,156	25,432
District 5						
Prince George's	386,369	237,832	312,282	228,284	320,944	333,464
District 6						
Montgomery	234,570	199,492	232,288	205,536	266,145	277,685
District 7						
Anne Arundel	162,552	145,974	157,361	140,226	159,856	167,992
District 8						
Baltimore County	337,752	226,649	326,709	225,914	347,538	357,225
District 9						
Harford	61,118	50,946	60,275	52,170	64,493	64,157
District 10						
Carroll	39,358	37,200	39,620	38,431	90,336	88,391
Howard	78,221	72,004	80,402	70,287	38,314	39,208
District 11						
Frederick	45,694	42,959	54,165	49,148	63,086	61,776
Washington	40,093	35,023	37,803	31,635	44,193	43,729
District 12						
Allegany	19,330	20,242	17,134	19,103	21,689	21,749
Garrett	13,030	12,069	13,567	12,820	19,481	18,188
Statewide	2,106,892	1,637,568	2,005,220	1,599,712	2,179,114	2,205,872




DC-2 Motor Vehicle, Criminal and Civil Cases Filed and Terminated in the District Court of Maryland Fiscal Year 2002							
	Motor Vehicle		Criminal		Civil		Landlord-Tenant
	Filed	Terminated	Filed	Terminated	Filed	Terminated	Filed*
District 1							
Baltimore City	153,385	135,612	76,406	78,309	63,669	68,789	142,279
District 2							
Dorchester	10,744	10,503	1,409	1,525	2,212	2,395	1,625
Somerset	12,201	12,126	974	965	1,853	1,767	934
Wicomico	28,806	27,594	3,221	3,484	8,943	8,543	8,488
Worcester	23,469	21,897	5,704	5,673	5,041	4,606	861
District 3							
Caroline	7,259	7,115	1,160	1,251	1,645	1,718	751
Cecil	34,957	34,029	2,958	3,092	4,139	4,125	3,517
Kent	6,404	6,520	578	723	1,471	1,585	511
Queen Anne's	15,166	15,435	1,042	1,460	1,733	1,767	383
Talbot	14,071	14,357	1,192	1,498	1,935	2,073	691
District 4							
Calvert	17,273	17,857	2,531	2,937	3,628	3,267	1,082
Charles	28,910	27,683	4,007	4,858	6,034	5,985	2,631
St. Mary's	14,361	16,138	2,614	3,152	3,267	3,228	2,914
District 5							
Prince George's	123,337	130,358	22,104	24,139	57,470	60,934	118,033
District 6							
Montgomery	178,205	171,594	12,761	14,179	40,390	57,123	34,789
District 7							
Anne Arundel	96,139	104,327	13,514	14,110	24,433	23,785	25,770
District 8							
Baltimore County	157,881	165,898	18,758	21,330	54,660	53,758	116,239
District 9							
Harford	39,369	38,596	4,401	4,994	9,980	9,824	10,743
District 10							
Carroll	27,618	28,546	3,420	3,595	5,269	5,060	2,007
Howard	65,648	63,427	4,230	4,667	9,128	8,967	11,330
District 11							
Frederick	45,605	44,348	4,142	4,477	7,848	7,460	5,491
Washington	24,021	24,066	4,351	4,535	9,379	8,686	6,442
District 12							
Allegany	12,841	12,650	3,561	3,772	4,441	4,481	846
Garrett	17,049	15,873	1,250	1,214	1,097	1,016	85
Statewide	1,154,719	1,146,549	196,288	209,939	329,665	350,942	498,442

*Figures for Landlord-Tenant terminations are not available.



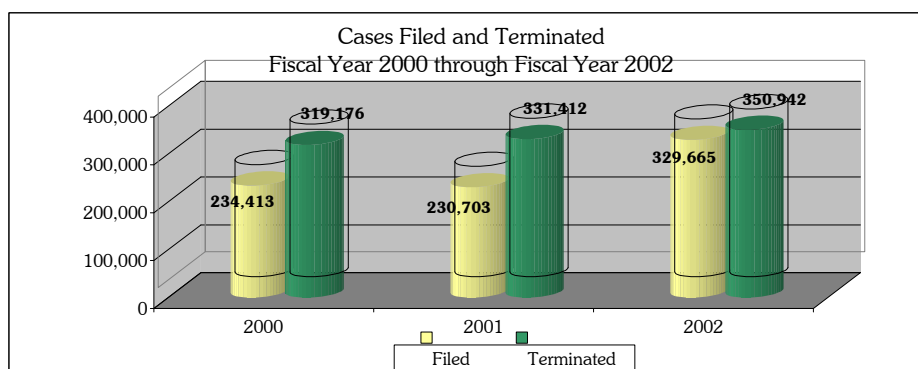
DC-3 Population and Cases Filed and Terminated Per District Court Judge Fiscal Year 2002										
	Number of Judges	Population Per Judge	Motor Vehicle		Criminal		Civil		Total	
			Filed	Terminated	Filed	Terminated	Filed	Terminated	Filed	Terminated
District 1										
Baltimore City	26	24,596	5,899	5,216	2,939	3,012	7,921	8,118	16,759	16,346
District 2										
Dorchester	1	31,100	10,744	10,503	1,409	1,525	3,837	4,020	15,990	16,048
Somerset	1	25,100	12,201	12,126	974	965	2,787	2,701	15,962	15,792
Wicomico	2	43,800	14,403	13,797	1,611	1,742	8,716	8,516	24,729	24,055
Worcester	1	49,500	23,469	21,897	5,704	5,673	5,902	5,467	35,075	33,037
District 3										
Caroline	1	30,400	7,259	7,115	1,160	1,251	2,396	2,469	10,815	10,838
Cecil	2	44,850	17,479	17,015	1,479	1,546	3,828	3,821	22,786	22,382
Kent	1	19,400	6,404	6,520	578	723	1,982	2,096	8,964	9,339
Queen Anne's	1	42,300	15,166	15,435	1,042	1,460	2,116	2,150	18,324	19,045
Talbot	1	34,500	14,071	14,357	1,192	1,498	2,626	2,764	17,889	18,619
District 4										
Calvert	1	79,500	17,273	17,857	2,531	2,937	4,710	4,349	24,514	25,143
Charles	2	62,500	14,455	13,842	2,004	2,429	4,333	4,308	20,791	20,579
St. Mary's	1	88,600	14,361	16,138	2,614	3,152	6,181	6,142	23,156	25,432
District 5										
Prince George's	13	63,262	9,487	10,028	1,700	1,857	13,500	13,767	24,688	25,651
District 6										
Montgomery	11	81,891	16,200	15,599	1,160	1,289	6,834	8,356	24,195	25,244
District 7										
Anne Arundel	9	55,922	10,682	11,592	1,502	1,568	5,578	5,506	17,762	18,666
District 8										
Baltimore County	13	59,492	12,145	12,761	1,443	1,641	13,146	13,077	26,734	27,479
District 9										
Harford	4	56,225	9,842	9,649	1,100	1,249	5,181	5,142	16,123	16,039
District 10										
Carroll	2	78,000	13,809	14,273	1,710	1,798	3,638	3,534	19,157	19,604
Howard	5	52,260	13,130	12,685	846	933	4,092	4,059	18,067	17,678
District 11										
Frederick	3	68,233	15,202	14,783	1,381	1,492	4,446	4,317	21,029	20,592
Washington	2	67,150	12,011	12,033	2,176	2,268	7,911	7,564	22,097	21,865
District 12										
Allegany	2	37,750	6,421	6,325	1,781	1,886	2,644	2,664	10,845	10,875
Garrett	1	30,000	17,049	15,873	1,250	1,214	1,182	1,101	19,481	18,188
Statewide	106	51,215	10,894	10,817	1,852	1,981	7,812	8,013	20,558	20,810



DC-6 Three-Year Comparative Table Civil Cases* Filed and Terminated in the District Court of Maryland Fiscal Year 2000 through Fiscal Year 2002						
	FY 2000		FY 2001		FY 2002	
	Filed	Terminated	Filed	Terminated	Filed	Terminated
District 1						
Baltimore City	50,240	76,537	47,704	73,255	63,669	68,789
District 2						
Dorchester	2,419	2,877	1,934	2,568	2,212	2,395
Somerset	1,177	1,514	1,322	1,546	1,853	1,767
Wicomico	5,561	8,340	5,959	7,886	8,943	8,543
Worcester	2,824	5,333	2,900	5,233	5,041	4,606
District 3						
Caroline	1,008	1,392	1,117	1,667	1,645	1,718
Cecil	2,154	2,938	2,450	3,901	4,139	4,125
Kent	1,222	1,762	1,230	1,798	1,471	1,585
Queen Anne's	1,806	2,740	1,530	2,411	1,733	1,767
Talbot	1,434	1,962	1,184	1,640	1,935	2,073
District 4						
Calvert	2,341	3,243	1,877	2,768	3,628	3,267
Charles	3,823	5,182	4,131	5,691	6,034	5,985
St. Mary's	1,991	2,673	2,149	3,171	3,267	3,228
District 5						
Prince George's	41,700	47,931	40,442	58,460	57,470	60,934
District 6						
Montgomery	32,428	42,723	29,230	40,044	40,390	57,123
District 7						
Anne Arundel	15,164	24,235	15,965	23,599	24,433	23,785
District 8						
Baltimore County	37,203	46,113	39,988	52,144	54,660	53,758
District 9						
Harford	6,567	8,001	6,629	9,526	9,980	9,824
District 10						
Carroll	3,715	4,818	3,690	4,827	5,269	5,060
Howard	5,890	8,662	5,761	8,998	9,128	8,967
District 11						
Frederick	5,128	7,357	5,161	7,451	7,848	7,460
Washington	5,059	7,196	5,458	7,235	9,379	8,686
District 12						
Allegany	2,721	4,511	2,276	4,534	4,441	4,481
Garrett	838	1,136	616	1,059	1,097	1,016
Statewide	234,413	319,176	230,703	331,412	329,665	350,942

*Excludes Landlord-Tenant cases.

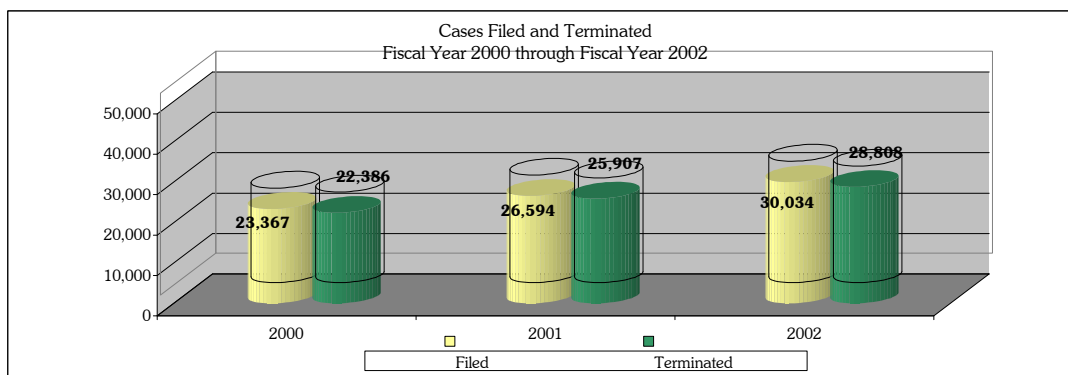
Note: Complete data used to compile comparative figures for cases filed during Fiscal Years 2000 and 2001 are not available.



DC-8 Three-Year Comparative Table Domestic Violence and Peace Order Cases Filed and Terminated* in the District Court of Maryland Fiscal Year 2000 through Fiscal Year 2002						
	FY 2000		FY 2001		FY 2002	
	Filed	Terminated	Filed	Terminated	Filed	Terminated
District 1						
Baltimore City	4,099	3,962	4,190	4,114	4,905	4,630
District 2						
Dorchester	167	178	175	171	190	184
Somerset	47	41	62	54	79	71
Wicomico	598	569	659	634	774	719
Worcester	247	234	225	222	247	233
District 3						
Caroline	130	123	162	156	134	131
Cecil	375	363	506	512	454	442
Kent	125	133	37	33	62	64
Queen Anne's	140	141	174	177	202	194
Talbot	150	145	99	97	129	124
District 4						
Calvert	269	272	356	346	350	331
Charles	515	511	563	557	632	622
St. Mary's	297	210	292	275	401	381
District 5						
Prince George's	4,156	3,936	4,821	4,708	5,895	5,510
District 6						
Montgomery	1,768	1,735	2,092	2,024	2,376	2,337
District 7						
Anne Arundel	2,210	2,156	2,579	2,569	2,972	2,875
District 8						
Baltimore County	4,065	3,916	4,923	4,828	5,232	5,090
District 9						
Harford	722	659	909	894	892	880
District 10						
Carroll	433	437	490	473	476	473
Howard	635	527	739	622	898	854
District 11						
Frederick	782	757	959	929	962	945
Washington	939	908	1,062	1,035	1,175	1,158
District 12						
Allegany	364	344	392	362	433	408
Garrett	134	129	128	115	164	152
Statewide	23,367	22,386	26,594	25,907	30,034	28,808

*The above termination figures may be lower than actual terminations because of reporting problems.

Note: Peace Order Cases were not a case type until FY 2000.



DC-9 Domestic Violence and Peace Order Dispositions in the District Court of Maryland Fiscal Year 2002									
	Domestic Violence					Peace Orders			
	Cases Filed	Transfers to Circuit Court	Ex Parte Orders Granted	Protective Orders Granted	Appeals	Cases Filed	Ex Parte Orders Granted	Protective Orders Granted	Appeals
District 1									
Baltimore City	3,710	46	2,885	1,106	14	1,195	942	603	1
District 2									
Dorchester	129	2	103	62	1	61	42	23	0
Somerset	51	0	46	28	0	28	24	12	0
Wicomico	561	7	397	180	6	213	168	75	0
Worcester	147	0	106	45	0	100	63	41	0
District 3									
Caroline	114	2	95	69	0	20	13	11	0
Cecil	298	5	195	76	2	156	62	31	0
Kent	26	0	20	12	0	36	32	18	0
Queen Anne's	138	1	106	45	0	64	39	22	0
Talbot	88	0	66	43	0	41	33	24	0
District 4									
Calvert	224	3	212	130	0	126	110	60	0
Charles	355	0	264	127	9	277	225	147	0
St. Mary's	220	0	195	124	5	181	144	108	0
District 5									
Prince George's	4,136	124	3,439	1,641	34	1,759	1,394	739	4
District 6									
Montgomery	1,323	14	1,162	712	6	1,053	886	580	1
District 7									
Anne Arundel	2,030	51	1,557	777	0	942	714	455	2
District 8									
Baltimore County	3,582	24	2,551	1,093	27	1,650	1,239	729	0
District 9									
Harford	538	8	422	251	5	354	255	163	2
District 10									
Carroll	286	2	238	134	2	190	176	123	0
Howard	555	3	436	219	0	343	267	160	0
District 11									
Frederick	546	9	401	162	7	416	350	159	3
Washington	790	10	601	317	0	385	322	189	1
District 12									
Allegany	313	0	205	112	4	120	83	53	0
Garrett	119	2	102	49	1	45	22	41	0
Statewide	20,279	313	15,804	7,514	123	9,755	7,605	4,566	14