
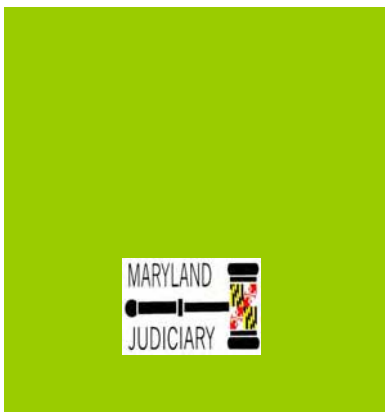



Maryland Judiciary Annual Report 2002-2003

Statistical Abstract and Court-Related Agencies



THE TABLE OF CONTENTS


	<u>Page #</u>
The Introduction	v
The Court of Appeals	COA-1
TABLE CA-1: Court of Appeals - Appeals Actually Filed and Terminated Within Fiscal Year	COA-1
TABLE CA-2: Origin of Appeals By Appellate Judicial Circuit and Jurisdiction	COA-4
TABLE CA-3: Appeals Docketed By Term - Court of Appeals Regular Docket	COA-5
TABLE CA-4: Filings and Dispositions - Court of Appeals	COA-5
TABLE CA-5: Cases Pending - Court of Appeals - Regular Docket	COA-6
TABLE CA-6: Five-Year Comparative Table - Petition Docket Dispositions (Petitions for Certiorari)	COA-7
TABLE CA-7: Disposition of Court of Appeals Cases - Regular Docket	COA-8
TABLE CA-8: Average Intervals For Cases Disposed By Court of Appeals (Regular Docket)	COA-8
The Court of Special Appeals	CSA-1
TABLE CSA-1: Appeals Docketed By Term - Court of Special Appeals	CSA-1
TABLE CSA-2: Origin of Appeals By Appellate Judicial Circuit and Jurisdiction	CSA-4
TABLE CSA-3: Court of Special Appeals - Appeals Actually Filed and Terminated Within Fiscal Year ...	CSA-5
TABLE CSA-4: Prehearing Conference Reports - Court of Special Appeals	CSA-5
TABLE CSA-5: Disposition of Information Reports Assigned for Prehearing Conference	CSA-6
TABLE CSA-6: Five-Year Comparative Table - Disposition of Applications for Leave to Appeal and Other Miscellaneous Cases	CSA-7
TABLE CSA-7: Cases Disposed By Court of Special Appeals - Regular Docket	CSA-8
TABLE CSA-8: Cases Pending - Court of Special Appeals	CSA-9
TABLE CSA-9: Average Intervals For Cases Disposed By Court of Special Appeals - Regular Docket ...	CSA-9
The Circuit Courts	CC-1
TABLE CC-1: Circuit Court - Filings By Fiscal Year	CC-1
TABLE CC-2: Three-Year Comparative Table - All Cases - Filings and Terminations	CC-6
TABLE CC-3: Comparative Table on Filings in the Circuit Courts	CC-7
MAP 1: Circuit Courts - Fiscal Years 2001-2003 - Percent Change in Overall Filings	CC-8
TABLE CC-4: Categories of Filings - Original and Reopened Cases Filed	CC-9
TABLE CC-5: Three-Year Comparative Table - Civil-General Cases - Filings and Terminations	CC-10
MAP 2: Circuit Courts - Fiscal Years 2001-2003 - Percent Change in Civil-General Filings	CC-11
TABLE CC-6: Three-Year Comparative Table - Civil-Family Cases - Filings and Terminations	CC-12
MAP 3: Circuit Courts - Fiscal Years 2001-2003 - Percent Change in Civil-Family Filings	CC-13
TABLE CC-7: Domestic Violence Cases Heard in the Circuit Courts	CC-14
TABLE CC-8: Three-Year Comparative Table - Criminal Cases - Filings and Terminations	CC-15
MAP 4: Circuit Courts - Fiscal Years 2001-2003 - Percent Change in Criminal Filings	CC-16
TABLE CC-9: Three-Year Comparative Table - Juvenile Cases - Filings and Terminations	CC-17
MAP 5: Circuit Courts - Fiscal Years 2001-2003 - Percent Change in Juvenile Filings	CC-18
TABLE CC-10: Categories of Terminations - Terminations of Original and Reopened Cases Filed	CC-19
TABLE CC-11: Average Days from Filing to Disposition	CC-20
TABLE CC-12: Delinquency Terminations By Type of Disposition	CC-21
TABLE CC-13: Court Trials, Jury Trials, and Hearings By County, Circuit, and Functional Area	CC-22
TABLE CC-14: Terminations as a Percentage of Filings in the Circuit Courts	CC-23
TABLE CC-15: Jury Trial Prayers	CC-23
TABLE CC-16: Three-Year Comparative Table - Civil Cases Tried	CC-24
TABLE CC-17: Civil Cases - Ratio of Trials to Dispositions	CC-25
TABLE CC-18: Three-Year Comparative Table - Criminal Cases Tried	CC-26
TABLE CC-19: Criminal Cases - Ratio of Trials to Dispositions	CC-27
TABLE CC-20: Population in Relation to Circuit Court Caseload	CC-28
TABLE CC-21: Total Cases Pending In The Circuit Courts	CC-29

THE TABLE OF CONTENTS

	<u>Page #</u>
The District Court	DC-1
TABLE DC-1: Four-Year Comparative Table - Motor Vehicle, Criminal and Civil Cases Filed and Terminated in the District Court of Maryland - Fiscal Year 2000 - Fiscal Year 2003	DC-5
TABLE DC-2: Motor Vehicle, Criminal and Civil Cases Filed and Terminated in the District Court of Maryland - Fiscal Year 2003	DC-6
TABLE DC-3: Population and Cases Filed and Terminated Per District Court Judge	DC-7
TABLE DC-4: Motor Vehicle, Criminal, and Civil Cases Filed and Processed in the District Court of Maryland - Fiscal Year 2003	DC-8
TABLE DC-5: Five-Year Comparative Table - Motor Vehicle Cases Filed and Terminated in the District Court of Maryland - Fiscal Year 1999 - Fiscal Year 2003	DC-9
TABLE DC-6: Five-Year Comparative Table - Criminal Cases Filed and Terminated in the District Court of Maryland - Fiscal Year 1999 - Fiscal Year 2003	DC-10
TABLE DC-7: Four-Year Comparative Table - Civil Filings and Terminations in the District Court of Maryland - Fiscal Year 2000 - Fiscal Year 2003	DC-11
TABLE DC-8: Five-Year Comparative Table - DWI Cases Filed and Terminated in the District Court of Maryland - Fiscal Year 1999 - Fiscal Year 2003	DC-12
TABLE DC-9: Five-Year Comparative Table - Domestic Violence and Peace Order Cases Filed and Terminated in the District Court of Maryland - Fiscal Year 1998 - Fiscal Year 2003	DC-13
TABLE DC-10: Domestic Violence and Peace Order Dispositions in the District Court of Maryland - Fiscal Year 2003	DC-14
Judicial Administration	JA-1
The Department of Family Administration	JA-1
The Drug Treatment Court Commission	JA-2
Human Resources Department	JA-4
Judicial Information Systems	JA-4
Court-Related Agencies	CR-1
Attorney Grievance Commission of Maryland	CR-1
State Board of Law Examiners	CR-3
Client Protection Fund	CR-5
Maryland State Law Library	CR-5
The Commission on Judicial Disabilities	CR-7
Mediation and Conflict Resolution Office	CR-11
Rules Committee	CR-15
Definitions	D-1

THE INTRODUCTION

ROBERT M. BELL
CHIEF JUDGE
COURT OF APPEALS OF MARYLAND
634 COURTHOUSE EAST
111 N. CALVERT STREET
BALTIMORE, MARYLAND 21202
(410) 333-6396



December 1, 2003

During the past year, the Maryland Judiciary continued to build upon a foundation strengthened by the resolve of its most precious resources – the people who work tirelessly to ensure that the citizens of Maryland receive the best the Judicial Branch has to offer. That resolve is reflected in the work of the component parts of the Judicial Branch, the judges, clerks, court administrators, court-related agencies, and administration. The results of their efforts are displayed on the following pages. The Annual Report of the Maryland Judiciary – Statistical Abstract and Court-Related Units provides a descriptive, statistical, and graphical presentation of the work product of the Judiciary over the last fiscal year.

The courts handled millions of cases during the year, involving issues as varied as minor traffic citations, complex civil litigation, sensitive family matters and precedent-setting decisions rendered by the Maryland Court of Appeals. The court-related agencies and judicial administration were kept busy as new Rules of Procedure were promulgated, additional drug courts were established, services to families were expanded, and new policies, aimed at achieving greater efficiency and expedition were enacted. In short, the past year has proven to be extremely productive for the Maryland Judiciary.

It is with pleasure and gratitude that I present the Annual Report of the Maryland Judiciary – Statistical Abstract and Court-Related Units for Fiscal Year 2003.

A handwritten signature in black ink that reads "Robert M. Bell".

Robert M. Bell
Chief Judge

THE COURT OF APPEALS

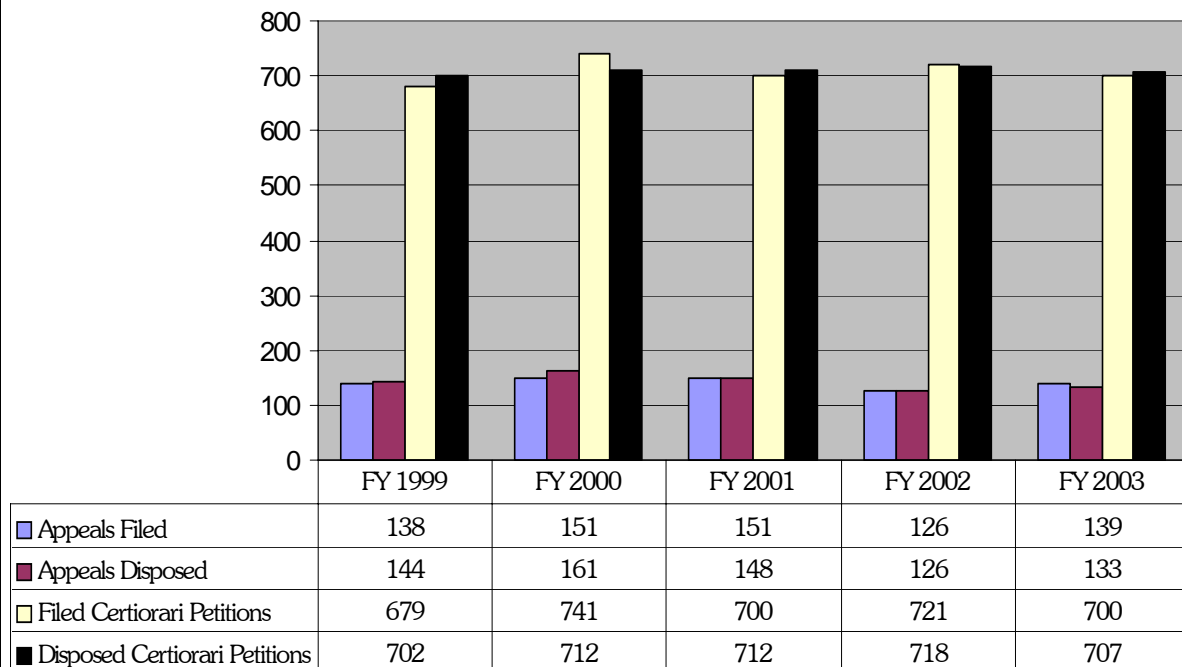
The Court of Appeals, the highest tribunal in the State of Maryland, was created by the Constitution of 1776. The Court sat in various locations throughout the State in the early years of its existence, but has sat only in Annapolis since 1851. The Court is composed of seven judges, including the chief judge, with one judge from each of the seven appellate judicial circuits. There are three single jurisdiction circuits included among the seven — Montgomery and Prince George's Counties and Baltimore City. Members of the Court are initially appointed by the Governor

and confirmed by the Senate. Subsequently, they run for office on their records, unopposed. If a judge's retention in office is rejected by the voters or there is a tie vote, that office becomes vacant and must be filled by a new appointment. Otherwise, the incumbent judge remains in office for a ten-year term. The Chief Judge of the Court of Appeals is designated by the Governor and is the constitutional administrative head of the Maryland Judiciary. As a result of legislation effective January 1, 1975, the Court of Appeals hears cases almost

exclusively by way of certiorari, a discretionary review process. Petitions for certiorari are granted by the Court for those cases it deems to be "desirable and in the public interest." That process has resulted in the reduction of the Court's formerly excessive workload to a more manageable level, thus allowing the Court to devote more time to the most important and far-reaching issues.

The Court may review cases already decided by the Court of Special Appeals or bring up for review, cases filed in that Court before they are decided.

**TABLE CA-1
COURT OF APPEALS
APPEALS ACTUALLY FILED AND
TERMINATED WITHIN FISCAL YEAR**



■ Appeals Filed
 ■ Appeals Disposed
 ■ Filed Certiorari Petitions
 ■ Disposed Certiorari Petitions

Additionally, the Court of Appeals has exclusive jurisdiction over appeals in which a sentence of death is imposed. Cases from the circuit court level also may be reviewed by the Court of Appeals if those courts have acted in an appellate capacity with respect to an appeal from the District Court. The Court is empowered to adopt rules of judicial administration, practice, and procedure which will have the force of law. It also admits persons to the practice of law, reviews recommendations of the State Board of Law Examiners and conducts disciplinary proceedings involving members of the bench and bar. Questions of law certified by federal and other state appellate courts also may be decided by the Court of Appeals.

In the 2002 Term, the Court of Appeals docketed a total of 1,021 filings. Included in these filings were 145 regular docket appeals, 715 petitions for certiorari, 42 miscellaneous appeals and 119 attorney grievance proceedings. Comparatively, there were 977 total filings recorded during the 2001 Term, representing an increase of approximately 4.5 percent over the two-year period. Contributing to the increase was a 63 percent increase in attorney grievance proceedings, and an 8.2 percent increase in regular docket appeals. However, these increases were mitigated by a 20.3 percent decrease in miscellaneous appeals. Petitions for certiorari, remaining relatively constant over the past three years, decreased by one petition over the last two years. During Fiscal Year 2003, there were 1,441 bar admissions recorded by the Court of Appeals.

Table CA-2 details the appellate judicial circuits in which appeals originated. As previously

mentioned, 145 regular docket appeals were recorded in the 2002 Term. Of the seven appellate circuits, the Sixth Appellate Circuit (Baltimore City) reported the greatest number of appeals with 32 cases, or 22 percent of the total number of appeals recorded. The Seventh Appellate Circuit (Montgomery County) followed, reporting 19.3 percent of appeals in the current term. The First Appellate Circuit, which comprises the counties situated on the Eastern Shore of Maryland, reported the smallest percentage of filings, with 7.6 percent, or 11 appeals.

As illustrated in Table CA-3, over the last five years, the Court of Appeals has experienced a net decrease of approximately 8.8 percent in regular docket appeals. During the 1998 Term, 159 regular docket appeals were filed, compared to the 2002 Term total of 145 appeals. Since 1998, civil and criminal appeals both fluctuated. Over the five-year period, civil appeals decreased 2 percent (from 102 during the 1998 Term, to 100 in the 2002 Term), while a net increase of one case was realized in criminal appeals. Petitions for certiorari increased by three cases, from 712 petitions in the 1998 Term, to the current total of 715 petitions. During the 2002 Term, 51.3 percent, or 367 petitions involved civil matters, while 348, or approximately 49 percent of the total number of petitions were criminal in nature.

Dispositions

In Fiscal Year 2003, there were 965 dispositions recorded by the Court of Appeals, compared to the Fiscal Year 1999 total of 937, representing an increase of approximately three percent over the five-year period. Contributing

most significantly to the increase was a nearly 45 percent rise in the number of attorney grievance dispositions, from 56 in Fiscal Year 1999, to the current total of 81. A slight increase was noted in every other category of dispositions, with the exception of regular docket dispositions, which decreased approximately 7.6 percent over the five-year period, from 144 in Fiscal Year 1999, to the current total of 133.

Table CA-6 illustrates a five-year comparison of disposed petitions for certiorari. In Fiscal Year 1999, there were 702 disposed petitions. Of those petitions, 389 were civil, and 313 were criminal. During the same period, 15.7 percent of the civil petitions were granted, while 11.8 percent of criminal petitions were granted. Comparatively, 17.3 percent of civil petitions filed during Fiscal Year 2003 were granted, while 10.5 percent of criminal petitions were granted. The average amount of time expended from certiorari to argument decreased slightly over the last five years, from 3.9 months in Fiscal Year 1999, to 3.6 months in Fiscal Year 2003. In contrast, the average amount of time from argument to decision or the granting of certiorari to decision, during the same period, both increased by less than one month.

As shown in Table CA-7, in disposing its regular docket, the Court of Appeals affirmed 44 of the lower courts' decisions, while reversing 62 decisions. Sixteen decisions were vacated and remanded, three were affirmed in part and reversed in part, and one was affirmed in part and vacated in part. Seven cases were dismissed, including two that were dismissed without an opinion, and two that were dismissed prior to argument or submission. **The Court considered**

and disposed 87 civil matters and 46 criminal matters.

Pending

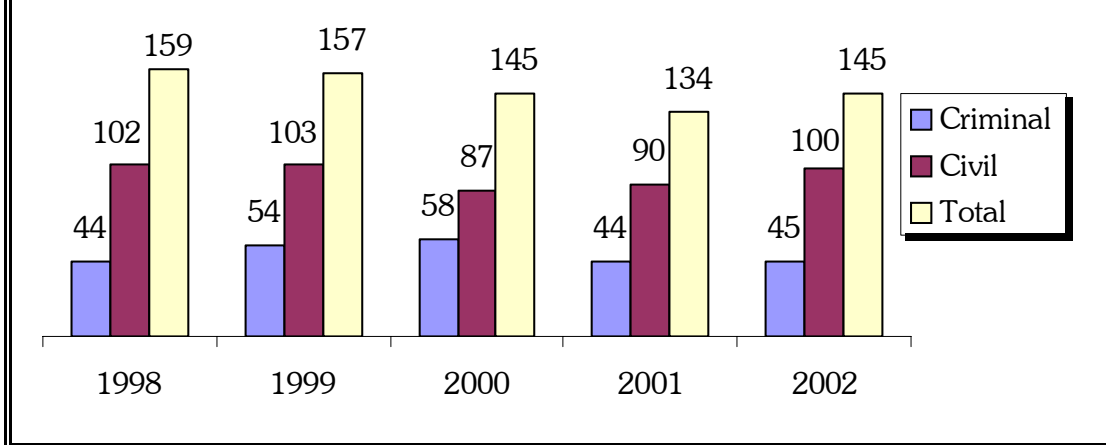
Table CA-5 is a tabular depiction of cases that were pending at the close of Fiscal Year 2003. Of the 86 pending cases, 65 cases (76 percent), were civil cases, while 21 (24 percent) were criminal cases. Fifty-nine percent of the pending

cases originated in the 2002 Term, while nearly 35 percent originated in the 2003 Term. The Fiscal Year 2003 pending caseload represents a decrease of approximately 32 percent from the Fiscal Year 1999 pending caseload of 126 cases. The decreasing pending caseload, coupled with the relatively consistent case disposition time over the last five years, is evidence

of the Court's commitment to the timely and expeditious, but equitable, dispensation of justice.

TABLE CA-2		
ORIGIN OF APPEALS BY APPELLATE JUDICIAL CIRCUIT AND JURISDICTION COURT OF APPEALS		
REGULAR DOCKET 2002 TERM		
FIRST APPELLATE CIRCUIT	11	7.6%
Caroline County	0	
Cecil County	0	
Dorchester County	0	
Kent County	0	
Queen Anne's County	1	
Somerset County	0	
Talbot County	2	
Wicomico County	6	
Worcester County	2	
SECOND APPELLATE CIRCUIT	22	15.2%
Baltimore County	16	
Harford County	6	
THIRD APPELLATE CIRCUIT	19	13.1%
Allegany County	2	
Carroll County	4	
Frederick County	4	
Garrett County	0	
Howard County	4	
Washington County	5	
FOURTH APPELLATE CIRCUIT	15	10.3%
Prince George's County	15	
FIFTH APPELLATE CIRCUIT	18	12.4%
Anne Arundel County	11	
Calvert County	2	
Charles County	3	
St. Mary's County	2	
SIXTH APPELLATE CIRCUIT	32	22.1%
Baltimore City	32	
SEVENTH APPELLATE CIRCUIT	28	19.3%
Montgomery County	28	
TOTAL	145	100.0%

**TABLE CA-3
APPEALS DOCKETED BY TERM
COURT OF APPEALS REGULAR DOCKET**



**TABLE CA-4
FILINGS AND DISPOSITIONS
COURT OF APPEALS
JULY 1, 2002 - JUNE 30, 2003
FISCAL YEAR 2003**

	Filings	Dispositions
Regular Docket	139	133
Petitions for Certiorari	700	707
Attorney Grievance Proceedings	101	81
Bar Admission Proceedings	3	3
Certified Questions of Law	1	2
Miscellaneous Appeals	35	39
Total	979	965

TABLE CA-5 CASES PENDING COURT OF APPEALS REGULAR DOCKET June 30, 2003				
	<i>Civil</i>	<i>Juvenile</i>	<i>Criminal</i>	<i>Total</i>
Origin				
2001 Docket	5	0	0	5
2002 Docket	39	0	12	51
2003 Docket	21	0	9	30
Total	65	0	21	86

<p align="center">TABLE CA-6</p> <p align="center">FIVE-YEAR COMPARATIVE TABLE</p> <p align="center">PETITION DOCKET DISPOSITIONS</p> <p align="center">(PETITIONS FOR CERTIORARI)</p> <p align="center">FISCAL YEAR 1999 - FISCAL YEAR 2003</p>						
Petitions	Granted	Dismissed	Denied	Withdrawn	Total	Percentage of Certiorari Petitions
Civil						
1998-99	61	8	318	2	389	15.7%
1999-00	73	3	301	8	385	19.0%
2000-01	84	10	300	1	395	21.3%
2001-02	79	4	268	3	354	22.3%
2002-03	71	5	331	4	411	17.3%
Criminal						
1998-99	37	2	272	2	313	11.8%
1999-00	44	2	279	2	327	13.5%
2000-01	42	3	270	2	317	13.2%
2001-02	41	2	319	2	364	11.3%
2002-03	31	0	262	3	296	10.5%

TABLE CA-7 DISPOSITION OF COURT OF APPEALS CASES REGULAR DOCKET JULY 1, 2002 - JUNE 30, 2003 FISCAL YEAR 2003				
	CIVIL	JUVENILE	CRIMINAL	TOTAL
Affirmed	29	0	15	44
Reversed	34	0	28	62
Dismissed - Opinion Filed	3	0	0	3
Dismissed Without Opinion	2	0	0	2
Vacated and Remanded	13	0	3	16
Affirmed in Part, Reversed in Part	3	0	0	3
Affirmed in Part, Vacated in Part	1	0	0	1
Dismissed Prior to Argument or Submission	2	0	0	2
Origin				
2000 Docket	11	0	6	17
2001 Docket	18	0	7	25
2002 Docket	58	0	33	91
Total Cases Disposed During Fiscal Year 2003	87	0	46	133

TABLE CA-8 AVERAGE INTERVALS FOR CASES DISPOSED BY COURT OF APPEALS REGULAR DOCKET JULY 1, 2002 - JUNE 30, 2003 FISCAL YEAR 2003			
	Certiorari Granted to Argument or to Disposition Without Argument*	Argument to Decision**	Certiorari Granted to Decision*
Days	108	174	281
Months	3.6	5.8	9.4
Number of Cases	133	128	133
* Includes all cases disposed in Fiscal Year 2003. ** Includes all cases disposed in Fiscal Year 2003 which were argued.			

THE COURT OF SPECIAL APPEALS

Maryland's intermediate appellate court, the Court of Special Appeals, was created in 1966 to address a substantial backlog in the Court of Appeals that had developed as a result of a rapidly increasing caseload.

The Court of Special Appeals sits in Annapolis and is composed of thirteen members, including a chief judge. One member of the Court is elected from each of the seven appellate judicial circuits. The remaining six members are elected from the State at large. Members of the Court of Special Appeals are appointed by the Governor and

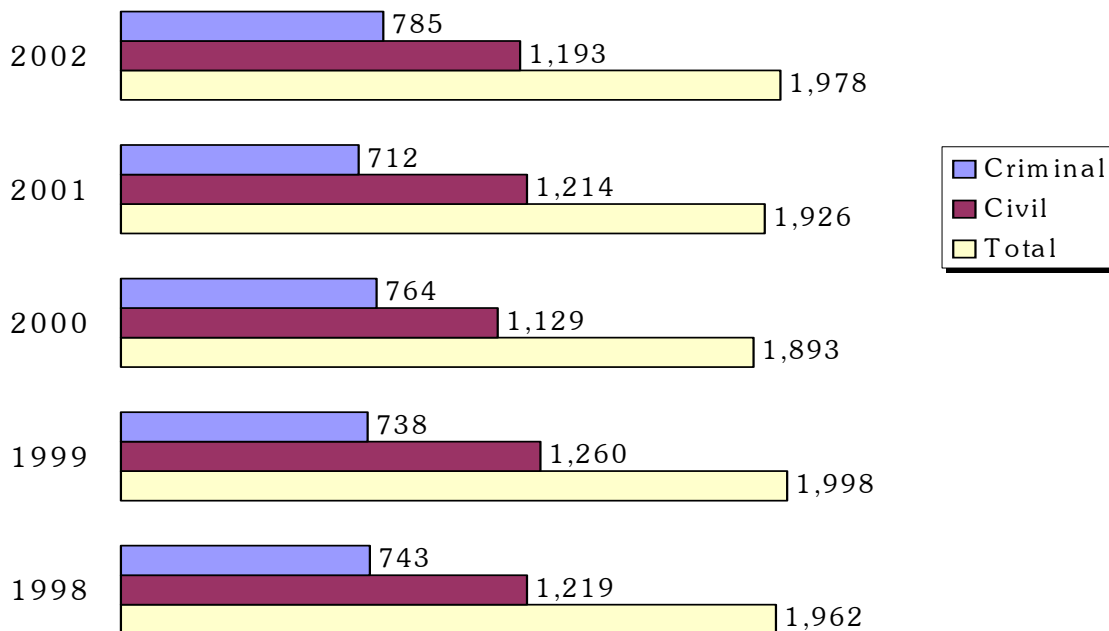
confirmed by the Senate. The judges run on their records without opposition for ten-year terms. If a judge's retention in office is rejected by the voters or there is a tie vote, that office becomes vacant and must be filled by a new appointment. Otherwise, the incumbent judge remains in office for a ten-year term. The Governor designates the Chief Judge of the Court of Special Appeals.

The Court has exclusive initial appellate jurisdiction over any reviewable judgment, decree, order or other action of a circuit court and generally hears cases appealed

directly from the circuit courts unless otherwise provided by law. The judges of the Court are empowered to sit in panels of three. A hearing or rehearing before the Court en banc may be ordered in any case by a majority of the incumbent judges. The Court also considers applications for leave to appeal in such areas as post conviction, habeas corpus matters involving denial of or excessive bail, inmate grievances, appeals from criminal guilty pleas and violations of probation.

The Court has implemented statutorily prescribed procedures in

**TABLE CSA-1
APPEALS DOCKETED BY TERM
COURT OF SPECIAL APPEALS**



The Court of Special Appeals

an effort to more effectively manage its civil and criminal caseloads. Maryland Rule 8-204 and Courts and Judicial Proceedings Article Section 12-302, which removes the right of direct appeal in those criminal cases in which a guilty plea has been entered, were adopted to manage criminal caseloads more effectively. An application for leave to appeal is required in those instances in which a guilty plea has been entered in criminal cases. The Court has discretionary authority to either assign the case to the regular docket or to deny the appeal. With respect to expediting its civil appeal process, the Court of Special Appeals has used prehearing conferences. During the conferences, panels of judges review pending civil cases to identify cases suitable for resolution by the parties. The appeals are either scheduled for prehearing conferences or proceed through the regular appellate process. If there is no resolution during the conferences, the cases are placed on subsequent dockets and counted as filings. An information report, which summarizes the actions of the circuit court, is filed whenever an appeal is noted.

Since the 1998 Term, the Court of Special Appeals has experienced varied fluctuations in the number of appeals docketed. As shown in Table CSA-1, during the 1998 Term, there were 1,962 appeals filed, compared to the 2002 Term total of 1,978, representing an increase of less than one percent over the five-year period. More than 60 percent of the 2002 Term case-load or 1,193 cases, comprised civil matters, while 785 cases, or nearly 40 percent, comprised criminal matters. Over the five-year period, appeals involving civil matters decreased

more than two percent, while criminal matters increased more than five percent.

Table CSA-2 illustrates the origin of appeals by appellate judicial circuit and jurisdiction for the 2002 Term. Among the five largest jurisdictions, Baltimore City represented the highest percentage of appeals, with 442 appeals, or 22.3 percent of the total. This appellate jurisdiction reported an increase of approximately 7.3 percent since the 1999 Term. Prince George's County followed, with 287 appeals or 14.5 percent of the total. That figure compares with the 1999 Term total of 326 appeals, a decrease of approximately 12 percent. There were 267 appeals filed from Montgomery County during the 2002 Term, representing approximately 13.5 percent of the total. Over the five-year period, there was an increase of approximately 14.1 percent in appeals originating from the aforementioned jurisdiction. Appeals from Baltimore County comprised approximately 14 percent of the total in the 2002 Term. Over the last five years, a decrease of approximately 10.5 percent was noted in appeals from Baltimore County. Anne Arundel County reported 139 appeals in the current Term, representing 10.4 percent of the total. The aforementioned jurisdiction experienced a decrease of approximately 4.1 percent in appeals over the five-year period.

Appeals that were filed and terminated during Fiscal Year 2003 are shown in Table CSA-3. During Fiscal Year 2003, 1,960 appeals were filed, while 1,901 were disposed. Since Fiscal Year 1999, appeals filed in the Court of Special Appeals increased less than one percent. Dispositions also increased

slightly during the five-year period, rising approximately two percent. Overall, opinions issued by the Court decreased approximately 5.6 percent over the five-year period, from 1,383 opinions in Fiscal Year 1999, to the Fiscal Year 2003 total of 1,305 opinions.

Over the five-year period, miscellaneous dispositions, which include post conviction, inmate grievance, violations of probation and other miscellaneous cases, increased nearly eight percent, as indicated in Table CSA-6. Largely responsible for the increase was a rise in the number of inmate grievance cases, from eight in Fiscal Year 1999, to the Fiscal Year 2003 total of 117 cases. However, this increase was mitigated by an 11.1 percent decrease in post conviction dispositions, coupled with a 59.1 percent decrease in other miscellaneous dispositions.

As previously mentioned, there were 1,901 dispositions reported by the Court of Special Appeals in Fiscal Year 2003. Approximately 48 percent of the decisions of the lower court were affirmed, while 28.3 percent were dismissed prior to argument or decision (Table CSA-7). More than 61 percent (1,172 dispositions) originated in the 2002 Docket. In disposing its caseload, the Court averaged four months from argument to decision during Fiscal Year 2003, an increase of little more than one month over the last five years. Likewise, the average length of time from docketing to argument increased 1.4 months since Fiscal Year 1999, to the current level of approximately six months.

From the 2000 Term to the 2002 Term, the Court of Special Appeals reported an increase of 3.6 percent in the number of information reports received. As illustrated in Table CSA-4, during the 2000

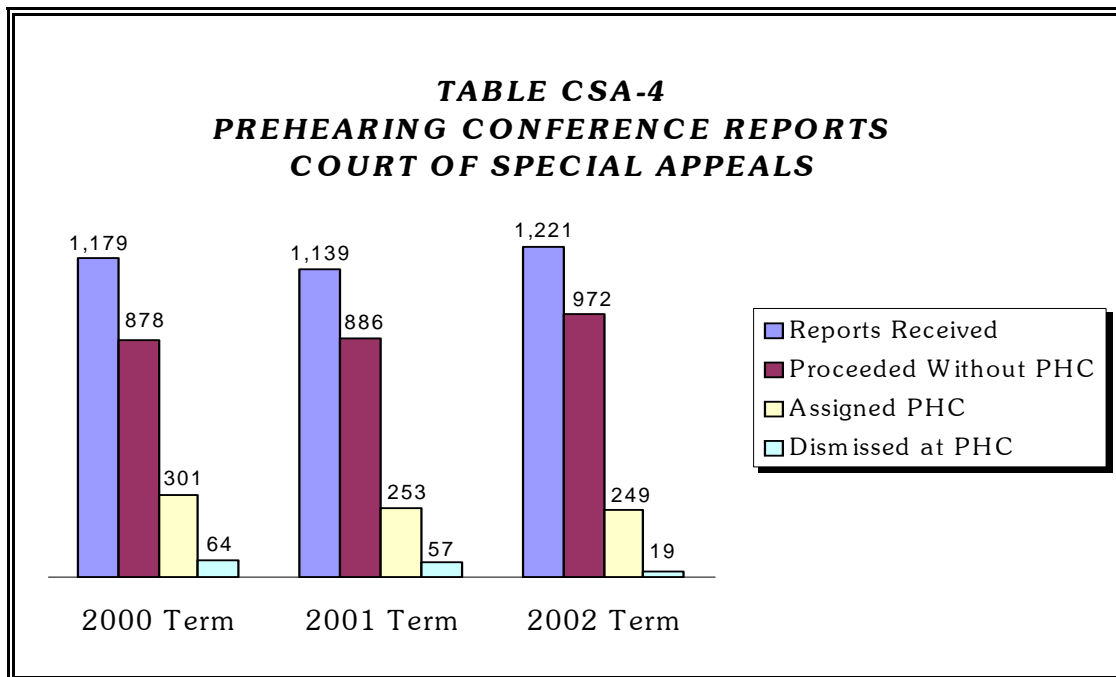
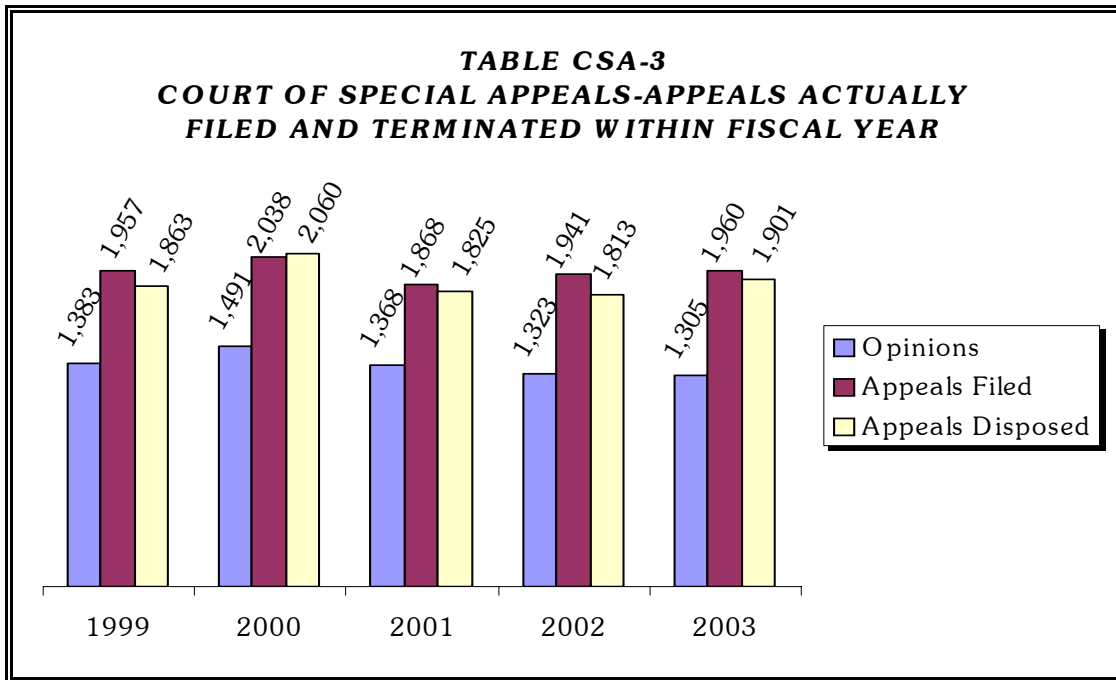
The Court of Special Appeals

Term, 1,179 reports were received, while 1,221 were received during the 2002 Term. In the 2002 Term, nearly 80 percent of the prehearing reports received proceeded without a prehearing conference, while more than 20 percent resulted in the assignment of cases to prehearing conferences. Comparatively, in the 2000 Term, 74.5 percent of the information

reports received proceeded without a prehearing conference, while 25.5 percent were assigned to prehearing conferences. Of those information reports that were assigned for prehearing conferences during the 2002 Term, 63.1 percent proceeded without limitation of issues, while more than 28 percent were pending at the end of the aforementioned Term.

At the end of Fiscal Year 2003, there were 1,416 cases pending in the Court of Special Appeals, comprising 699 criminal cases, 682 civil cases, and 35 juvenile cases (Table CSA-8). The pending caseload primarily comprises matters that have been scheduled for argument, as well as cases that have been argued or are awaiting issuance of opinions.

TABLE CSA-2		
ORIGIN OF APPEALS BY APPELLATE JUDICIAL CIRCUIT AND JURISDICTION COURT OF SPECIAL APPEALS		
REGULAR DOCKET 2002 TERM		
FIRST APPELLATE CIRCUIT	215	10.9%
Caroline County	19	
Cecil County	28	
Dorchester County	18	
Kent County	9	
Queen Anne's County	26	
Somerset County	11	
Talbot County	33	
Wicomico County	46	
Worcester County	25	
SECOND APPELLATE CIRCUIT	274	13.9%
Baltimore County	220	
Harford County	54	
THIRD APPELLATE CIRCUIT	287	14.5%
Allegany County	25	
Carroll County	32	
Frederick County	54	
Garrett County	9	
Howard County	71	
Washington County	96	
FOURTH APPELLATE CIRCUIT	287	14.5%
Prince George's County	287	
FIFTH APPELLATE CIRCUIT	206	10.4%
Anne Arundel County	139	
Calvert County	13	
Charles County	42	
St. Mary's County	12	
SIXTH APPELLATE CIRCUIT	442	22.3%
Baltimore City	442	
SEVENTH APPELLATE CIRCUIT	267	13.5%
Montgomery County	267	
TOTAL	1,978	100.0%



**TABLE CSA-5
DISPOSITION OF INFORMATION REPORTS
ASSIGNED FOR PREHEARING CONFERENCE
2002 TERM**

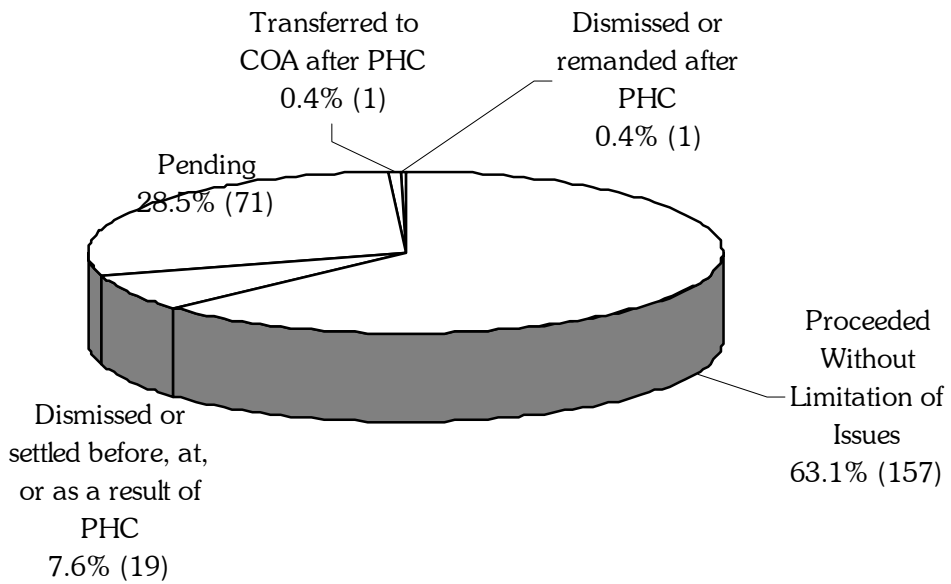


TABLE CSA-6					
FIVE-YEAR COMPARATIVE TABLE					
DISPOSITION OF APPLICATIONS FOR LEAVE TO APPEAL					
AND OTHER MISCELLANEOUS CASES					
FISCAL YEAR 1999 - FISCAL YEAR 2003					
	1999	2000	2001	2002	2003
POST CONVICTION-TOTAL	243	216	218	311	216
Granted	13	11	2	3	2
Dismissed or Transferred	0	6	12	19	8
Denied	230	199	204	285	206
Remanded	0	0	0	4	0
INMATE GRIEVANCE-TOTAL	8	39	113	99	117
Granted	0	0	0	0	0
Dismissed or Transferred	0	6	15	14	12
Denied	8	33	98	85	105
Remanded	0	0	0	0	0
OTHER MISCELLANEOUS-TOTAL	93	37	25	85	38
Granted	0	0	4	1	0
Dismissed or Transferred	0	17	4	9	16
Denied	93	17	16	70	21
Remanded	0	3	1	5	1
VIOLATIONS OF PROBATION-TOTAL	48	32	85	73	52
Granted	0	2	2	1	0
Dismissed or Transferred	0	9	24	14	11
Denied	48	21	59	58	41
Remanded	0	0	0	0	0
TOTAL	392	324	441	568	423

TABLE CSA-7				
CASES DISPOSED BY COURT OF SPECIAL APPEALS				
REGULAR DOCKET				
JULY 1, 2002 - JUNE 30, 2003				
FISCAL YEAR 2003				
	Civil	Juvenile	Criminal	Total
Affirmed	477	17	419	913
Reversed	109	3	57	169
Dismissed - Opinion Filed	41	1	4	46
Remanded Without Affirmance or Reversal	3	0	5	8
Vacated and Remanded	93	2	25	120
Affirmed in Part, Reversed in Part	49	0	5	54
Dismissed Prior to Argument or Submission	396	24	119	539
Transferred to Court of Appeals	35	1	11	47
Other	2	1	2	5
Origin				
1996 Docket	2	0	1	3
1997 Docket	0	0	0	0
1998 Docket	1	0	1	2
1999 Docket	2	0	1	3
2000 Docket	15	0	12	27
2001 Docket	327	10	276	613
2002 Docket	789	35	348	1,172
2003 Docket	69	4	8	81
Total Cases Disposed During Fiscal Year 2003	1,205	49	647	1,901

TABLE CSA-8 CASES PENDING COURT OF SPECIAL APPEALS REGULAR DOCKET June 30, 2003				
	Civil	Juvenile	Criminal	Total
Origin				
1996 Docket	11	0	2	13
1997 Docket	3	0	1	4
1998 Docket	4	0	0	4
1999 Docket	12	0	2	14
2000 Docket	11	0	5	16
2001 Docket	59	1	59	119
2002 Docket	519	25	523	1,067
2003 Docket	63	9	107	179
Total	682	35	699	1,416

TABLE CSA-9 AVERAGE INTERVALS FOR CASES DISPOSED BY COURT OF SPECIAL APPEALS REGULAR DOCKET JULY 1, 2002 - JUNE 30, 2003 FISCAL YEAR 2003		
	Docketing to Argument or to Disposition Without Argument *	Argument to Decision**
Days	183	120
Months	6.1	4.0
Number of Cases	1,901	1,304
* Includes all cases disposed in Fiscal Year 2003.		
** Includes all cases disposed in Fiscal Year 2003 which were argued.		

THE CIRCUIT COURTS

The circuit courts are the highest common law and equity courts of record exercising original jurisdiction within the State. Each has full common law and equity powers and jurisdiction in all civil and criminal cases within its county, along with all of the additional powers and jurisdiction conferred by the Constitution and the law, except when jurisdiction has been limited or conferred upon another tribunal by law. The circuit courts handle nearly 300,000 cases per year. In addition to their judicial functions, the circuit courts are responsible for recording the State's

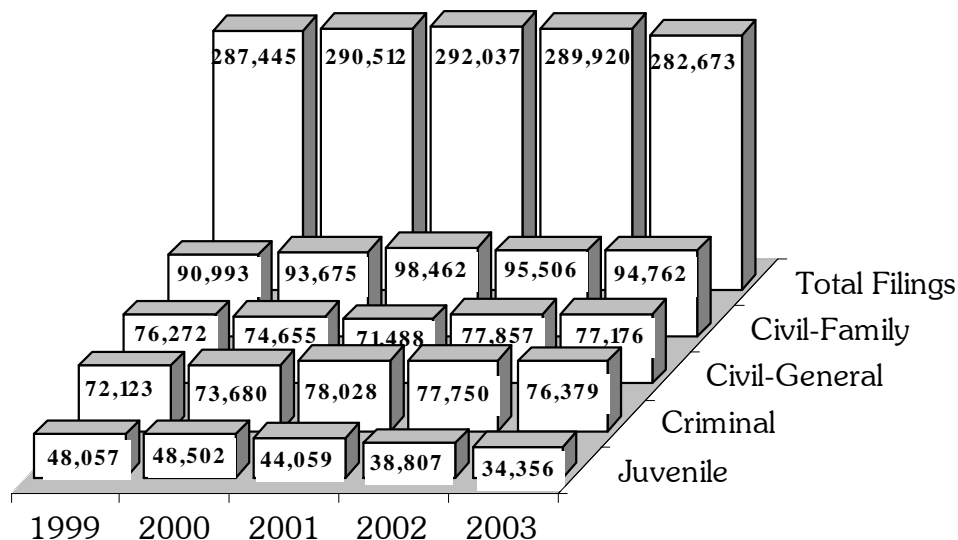
land records transactions, as well as issuing a number of business licenses and marriage licenses. The judges and clerks of court often are called upon to perform civil marriage ceremonies.

There is a circuit court in each county of the State and Baltimore City. Its jurisdiction is very broad, but generally, it handles the major civil cases, the more serious criminal matters, and all family matters. The circuit courts also decide appeals from the District Court and certain administrative agencies.

The courts are grouped into eight

geographical circuits. Each of the first seven circuits comprises two or more counties, while the Eighth Judicial Circuit only consists of Baltimore City. As of July 1, 2003, there were 146 authorized circuit court judgeships, with at least one judge for each county and 30 in Baltimore City. There are seven single-judge jurisdictions in the State. Unlike the other three court levels in Maryland, there is no chief judge who is administrative head of the circuit courts. There are, however, eight circuit administrative judges appointed by the Chief Judge of the Court of Appeals.

**TABLE CC-1
CIRCUIT COURT - FILINGS BY FISCAL YEAR**



The Circuit Courts

They perform administrative duties in each of their respective circuits and are assisted by county administrative judges.

Each circuit court judge initially is appointed to office by the Governor and must stand for election at the next general election which follows, by at least one year, the vacancy the judge was appointed to fill. The judge may be opposed by one or more members of the bar. The successful candidate is elected to a fifteen-year term of office.

Fiscal Year 2003 Highlights

The installation of ELROI (Electronic Land Record Optical Imagery) in Washington and Frederick Counties was completed during Fiscal Year 2003. A plan has been developed to complete the remaining ELROI installations within the next two years.

The ELROI system images records ten years back. In an effort to fill the void and have all land records imaged, the Maryland Judiciary and the Maryland State Archives entered into a partnership to develop and deploy a comprehensive land records database. The database, Mdlandrec.net, which was piloted in the Circuit Court for Worcester County, will contain images of all land record transactions not included in the ELROI system. This partnership will prove extremely valuable as customers will be able to electronically access all land records, thus eliminating the need to search through countless pages of books that may become damaged and unreadable after many years of use.

The PLATO system was successfully installed in Baltimore City, completing the first phase of the project which now is available

in all jurisdictions. The PLATO system is a web-based image reference and retrieval system for survey recording, specifically subdivision and condominium plats.

Due to fiscal constraints, the e-License application was offered in a pilot version statewide. All twenty-four jurisdictions successfully participated in deploying the application during the fiscal year. This afforded each jurisdiction the opportunity to enjoy the basic benefits of the e-License system, including individual control over their respective license data and a more efficient manner of issuing business licenses. Enhancements to the application will begin in the upcoming fiscal year and will continue as funding becomes available.

The circuit courts continued to implement a number of innovative management tools to assist in improving efficiency, productivity, and the overall quality of justice. This effort was, in part, fueled by the adoption of case time standards for most major case types, including criminal, civil, family, and delinquency. The time standards provide time frames by which matters before the court can reasonably be expected to be resolved. During the year, the circuit courts, along with the District Court of Maryland, participated in a second assessment to measure actual performance against the standards. The circuit courts continued to exhibit overall improvement. A third assessment is scheduled to take place before the end of Fiscal Year 2004. A study is underway to develop time standards for child welfare cases.

Statistical Overview

Between Fiscal Years 2001 and 2003, the circuit courts experienced a decrease of approximately 3.2 percent in filing activity, from the Fiscal Year 2001 level of 292,037 filings to 282,673 case filings in Fiscal Year 2003. Contributing to the reported decline in filing activity were decreases reported by three of the five larger jurisdictions. The greatest decrease was reported by Baltimore City. This jurisdiction, with a decrease of 9.4 percent, reported 69,194 filings in Fiscal Year 2001, compared to the Fiscal Year 2003 total of 62,671 filings. Prince George's County followed, decreasing 8.9 percent, from 43,783 filings in Fiscal Year 2001 to 39,866 case filings recorded in Fiscal Year 2003. Finally, Montgomery County reported a three-year decrease of 5.5 percent, from 38,127 filings in Fiscal Year 2001, to 36,038 filings in Fiscal Year 2003. In contrast, both Anne Arundel and Baltimore Counties reported increases of 14.4 percent and nearly 3 percent, respectively. There were 19,630 filings reported by Anne Arundel County in Fiscal Year 2001, compared to 22,454 in Fiscal Year 2003. Likewise, Baltimore County's filing activity rose from 29,179 filings in Fiscal Year 2001, to the current level of 30,031 filings.

Between Fiscal Years 2001 and 2003, decreases were reported in three of the four major case types, with the only increase occurring in civil-general filings. The only category of filings that increased over the three-year period was civil-general filings. In Fiscal Year 2001, there were 71,488 civil-general filings reported, representing 24.5 percent of the total, compared to 77,176 in Fiscal Year 2003,

The Circuit Courts

representing approximately 27.3 percent of the total. Decreasing most significantly were juvenile filings, from 44,059 in Fiscal Year 2001, to the current total of 34,356, a decrease of 22 percent. Juvenile filings comprised approximately 15.1 percent of the total in Fiscal Year 2001, compared to more than 12 percent in the current year. Civil-family filings decreased approximately 3.7 percent over the three-year period, from 98,462 filings in Fiscal Year 2001 to 94,762 filings in the current year. This category of filings comprised 33.7 percent of the total in Fiscal Year 2001, compared to 33.5 percent in the current year. Criminal filings decreased approximately 2.1 percent over the three-year period, from 78,028 filings in Fiscal Year 2001, to 76,379 filings in Fiscal Year 2003. In Fiscal Years 2001 and 2003, criminal filings comprised the greatest percentage of the total, with 26.7 percent and 27 percent, respectively.

As previously mentioned, there were 71,488 civil-general filings reported in Fiscal Year 2001, compared to 77,176 in Fiscal Year 2003, representing an increase of 8 percent. Responsible for the reported increase in filings were increases in nearly every category of civil-general cases. The only decreases occurred in District Court Appeals and Other Law cases. Among the five largest jurisdictions, Baltimore City reported the only decrease (3.6 percent), from 18,389 filings in Fiscal Year 2001, to 17,720 in Fiscal Year 2003. Montgomery County reported the greatest increase, with 11,236 filings in Fiscal Year 2001, compared to 14,057 in Fiscal Year 2003, an increase of 25.1 percent. Anne Arundel County followed,

increasing 17.1 percent, from 6,024 in Fiscal Year 2001, to 7,055 in Fiscal Year 2003. Baltimore County, with 8,465 filings in Fiscal Year 2001 and 9,039 filings in Fiscal Year 2003, reported an increase of nearly 7 percent over the three-year period. Prince George's County, with the smallest increase, reported 11,257 civil-general filings in Fiscal Year 2001, compared to 12,017 in Fiscal Year 2003, representing an increase of 6.8 percent.

With respect to distribution of filings, Baltimore City comprised approximately 23 percent of all civil-general filings recorded in Fiscal Year 2003, followed by Montgomery County, which accounted for 18.2 percent of the total. Approximately 15.6 percent of the Fiscal Year 2003 civil-general caseload was recorded by Prince George's County. Baltimore and Anne Arundel Counties reported 11.7 percent and 9.1 percent of the total, respectively.

Civil-family case filings decreased approximately 3.8 percent over the three-year period, from 98,462 in Fiscal Year 2001, to the Fiscal Year 2003 total of 94,762 filings. Largely responsible for the decrease in civil-family filings over the three-year period was a nearly 15 percent decrease in Paternity cases (from 30,049 in Fiscal Year 2001, to 25,583 in Fiscal Year 2003). Among the five largest jurisdictions, Prince George's County accounted for the greatest percentage of filings, comprising 15.5 percent of the total. While decreasing nearly 4 percent over the last three years, Prince George's County also comprised the greatest percentage of civil-family cases in Fiscal Year 2001. Montgomery County followed, comprising nearly 12

percent of the total in Fiscal Year 2003 with 11,367 filings. This jurisdiction reported a 17.6 percent decrease in filing activity over the three-year period. There were 11,027 civil-family filings reported by Baltimore City in Fiscal Year 2003, representing approximately 11.6 percent of the total. That figure compares to 12,754 filings in Fiscal Year 2001, a decrease of 13.5 percent over the last three years. Baltimore and Anne Arundel Counties both experienced increases in civil-family filings over the last three years. Baltimore County reported an increase of more than 20 percent in civil-family filings, with 8,656 in Fiscal Year 2001, compared to 10,443 in Fiscal Year 2003, comprising approximately 11 percent of the civil-family caseload. Likewise, Anne Arundel County reported an increase of more than 18 percent, from 5,591 civil-family filings in Fiscal Year 2001, to 6,610 in Fiscal Year 2003. This jurisdiction comprised approximately 7 percent of the total number of filings in Fiscal Year 2003.

Criminal filings also decreased over the last three years by more than 2 percent, from 78,028 filings in Fiscal Year 2001, compared to the Fiscal Year 2003 total of 76,379 filings. The decrease can be attributed to decreases in Other Appeals from the District Court, Jury Trial Prayers (Motor), and Post Conviction cases. Increases were noted in the remaining categories of criminal cases over the three-year period. Of the five larger jurisdictions, only Anne Arundel County reported an increase. This county reported an increase of 20.5 percent in criminal filings, from 5,275 in Fiscal Year 2001, to 6,359 in Fiscal Year 2003. Anne Arundel

The Circuit Courts

County comprised 6.8 percent of the total number of criminal filings in Fiscal Year 2001, compared to 8.3 percent in Fiscal Year 2003. Montgomery County reported 7.3 percent of the total criminal caseload in Fiscal Year 2003, compared to nearly 9 percent in Fiscal Year 2001. With the greatest decrease over the three-year period, Montgomery County reported 6,957 criminal filings in Fiscal Year 2001 and 5,540 in Fiscal Year 2003, representing a decrease of 20.4 percent. Prince George's County reported a rather significant decrease as well, with 10,496 filings in Fiscal Year 2001, compared to 8,855 in Fiscal Year 2003, a decrease of 15.6 percent. This county comprised 13.5 percent of the total in Fiscal Year 2001, compared to 11.6 percent in Fiscal Year 2003. Baltimore City, comprising nearly 33 percent of the total in Fiscal Year 2003, with 24,936 filings, reported a decrease of more than 7 percent since Fiscal Year 2001 when 26,847 filings were reported. During Fiscal Year 2001, Baltimore City comprised 34.4 percent of the total number of criminal filings. Baltimore County reported a decrease of 3.5 percent, from 6,849 filings in Fiscal Year 2001, compared to the Fiscal Year 2003 total of 6,606 filings. Additionally, Baltimore County reported 8.8 percent of the total criminal caseload in Fiscal Year 2001 and 8.7 percent in Fiscal Year 2003.

Between Fiscal Years 2001 and 2003, only four jurisdictions reported increases in juvenile filings. Statewide, juvenile filings decreased approximately 22 percent over the three-year period. This decrease can be attributed to a change in the reporting of child welfare cases. All

five of the larger jurisdictions reported decreases over the three-year period, with the most significant decrease occurring in Prince George's County. This county reported 6,728 juvenile filings in Fiscal Year 2001, compared to 4,296 in Fiscal Year 2003, a decrease of more than 36 percent, or 2,432 filings. Prince George's County comprised approximately 15.3 percent of the total in Fiscal Year 2001, compared to 12.5 percent in Fiscal Year 2003. Baltimore City, reporting a decrease of 19.8 percent, or 2,216 filings since Fiscal Year 2001, accounted for more than 25 percent of the total in Fiscal Year 2001, compared to 26.2 percent in Fiscal Year 2003. The aforementioned jurisdiction reported 11,204 juvenile filings in Fiscal Year 2001, compared to 8,988 in Fiscal Year 2003. Baltimore County reported a decrease of 1,266 cases since Fiscal Year 2001, representing a decrease of 24.3 percent. This county accounted for nearly 12 percent of the juvenile caseload in Fiscal Year 2001, with 5,209 filings, compared to approximately 11.5 percent in Fiscal Year 2003, with 3,943 filings. Montgomery County reported a decrease of 17.3 percent over the three-year period, with 6,136 filings reported in Fiscal Year 2001, compared to 5,074 in Fiscal Year 2003, a decrease of 1,087 filings. Likewise, Anne Arundel County reported a decrease of 310 filings, or 11.3 percent, since Fiscal Year 2001. This county comprised 6.2 percent of the total, or 2,740 filings, in Fiscal Year 2001, compared to 7.1 percent, or 2,430 filings in Fiscal Year 2003.

Terminations

Over the past three years, total terminations in the circuit courts have decreased approximately 7.1 percent, from 275,228 in Fiscal Year 2001, to 255,734 in Fiscal Year 2003. All five of the larger jurisdictions reported decreases in terminations over the three-year period. Prince George's County reported the greatest decrease, with 47,189 terminations in Fiscal Year 2001, compared to 37,541 in Fiscal Year 2003, a decrease of 20.4 percent. During Fiscal Year 2003, Baltimore City reported the greatest number of terminations, with 55,342, representing nearly 22 percent of the total. Additionally, Baltimore City reported a decrease of 9.6 percent in total terminations. Overall, civil-general terminations decreased less than 1 percent, from 71,975 dispositions in Fiscal Year 2001, to 71,669 in Fiscal Year 2003. Three of the five larger jurisdictions reported increases in the number of terminations, with the largest increase reported by Montgomery County, (25.5 percent). This county reported 11,299 terminations in Fiscal Year 2001, compared to 14,178 in Fiscal Year 2003. Anne Arundel County recorded 5,687 civil-general terminations in Fiscal Year 2001, compared to 6,805 in Fiscal Year 2003, representing an increase of approximately 19.7 percent. Baltimore County reported an increase of 1.7 percent, with 8,257 terminations in Fiscal Year 2001, compared to 8,398 in Fiscal Year 2003. Baltimore City reported the most significant decrease in civil-general terminations over the three-year period, with 17,584 in Fiscal Year 2001, compared to 14,602 in Fiscal Year 2003, a decrease of 17 percent. Prince George's County reported a 10.3 percent reduction

in civil-general terminations, from 13,597 in Fiscal Year 2001, to 12,198 in Fiscal Year 2003.

Civil-family terminations decreased approximately 8.6 percent over the three-year period, from 94,165 in Fiscal Year 2001, to 86,110 in Fiscal Year 2003. Among the five largest jurisdictions, the greatest increase (31.1 percent) was reported by Baltimore County. This county reported 7,452 civil-family terminations in Fiscal Year 2001, compared to 9,773 in Fiscal Year 2003.

In a similar manner as civil-family terminations, criminal terminations decreased approximately 2.7 percent between Fiscal Years 2001 and 2003. Of the five larger jurisdictions, only Anne Arundel County reported an increase (17.6 percent), from 4,896 criminal terminations in Fiscal Year 2001, to 5,759 in Fiscal Year 2003. Prince George's County reported the most significant decrease (20 percent), with 10,097 criminal terminations in Fiscal Year 2001, to 8,073 in Fiscal Year 2003.

On average, the number of days from filing to the disposition of civil cases was approximately 208 days in Fiscal Year 2003, an increase of one day over the Fiscal Year 2001 level. The average number of days from filing to the disposition of criminal cases was approximately 116 days. This average remained constant over the three-year period. There was an average of 74 days expended from filing to disposition of juvenile cases in Fiscal Year 2003. That figure compares to an average of 78 days in Fiscal Year

2001.

Trials/Hearings

During Fiscal Year 2003, the circuit courts conducted 339,809 judicial proceedings. That figure compares with 330,456 in the previous fiscal year, representing an increase of 2.8 percent. During Fiscal Year 2003, there were 10,710 total trials conducted, compared to 10,525 in the previous fiscal year, an increase of 1.8 percent. Since Fiscal Year 2002, court trials increased more than 6 percent, from 7,776 in Fiscal Year 2002 to the Fiscal Year 2003 total of 8,250. Jury trials decreased approximately 10.5 percent, from 2,749 in Fiscal Year 2002, to 2,460 jury trials in Fiscal Year 2003. Civil trials, including court and jury trials, increased approximately 5.2 percent, from 7,511 in Fiscal Year 2002, to 7,902 in Fiscal Year 2003. In contrast, criminal trials decreased nearly 7 percent, from 3,014 in Fiscal Year 2002, to the Fiscal Year 2003 total of 2,808. Between Fiscal Years 2002 and 2003, hearings (including civil, criminal, and juvenile) increased nearly 3 percent, with 329,099 in Fiscal Year 2003, compared to the previous year's total of 319,931 hearings. Increasing most significantly over the two-year period were juvenile hearings, which rose nearly 7 percent, from 123,248 in Fiscal Year 2002, to 131,761 hearings in Fiscal Year

2003. Criminal hearings also increased, from 98,569 in Fiscal Year 2002, to 100,384 in Fiscal Year 2003, representing an increase of nearly 2 percent. Civil hearings decreased approximately 1.2 percent, from 96,954 in Fiscal Year 2003, to the previous year's total of 98,114.

Increasing 14.6 percent between Fiscal Year 1999 and Fiscal Year 2003 were jury trial requests. In Fiscal Year 1999, there were 28,244 requests for jury trials, compared to 32,358 in Fiscal Year 2003. Of the five larger jurisdictions, Baltimore City reported the most significant increase over the five-year period, with 7,511 jury trial prayers in Fiscal Year 1999, compared to 10,296 in Fiscal Year 2003, an increase of 2,785 jury trial prayers. Prince George's County reported the most significant decrease in jury trial prayers over the five-year period with 5,430 in Fiscal Year 1999, compared to 4,643 in Fiscal Year 2003.

At the close of Fiscal Year 2003, there were 220,703 cases pending in the circuit courts. The greatest percentage of pending cases involved civil-family matters, totaling 92,920 cases and representing approximately 42.1 percent of the pending caseload. There were 67,206 criminal cases pending at the end of Fiscal Year 2003, representing approximately 30.5 percent of the total number of pending cases. Civil-general and juvenile cases each comprised nearly 14 percent of the total.

TABLE CC-2						
THREE-YEAR COMPARATIVE TABLE						
ALL CASES						
FILINGS AND TERMINATIONS						
FISCAL YEAR 2001 - FISCAL YEAR 2003						
	COMBINED ORIGINAL AND REOPENED CASES FILED AND TERMINATED					
	2000-01		2001-02		2002-2003	
	Filings	Terminations	Filings	Terminations	Filings	Terminations
First Circuit	14,964	14,505	15,813	15,695	15,189	13,785
Dorchester	2,419	2,496	2,442	2,542	2,252	2,134
Somerset	2,277	2,179	2,016	2,019	1,865	1,717
Wicomico	5,514	5,213	6,185	5,948	6,412	5,781
Worcester	4,754	4,617	5,170	5,186	4,660	4,153
Second Circuit	13,206	11,321	14,420	12,922	13,530	11,418
Caroline	1,556	1,172	1,845	1,641	1,827	1,393
Cecil	6,551	5,438	7,620	6,512	7,154	5,993
Kent	1,542	1,389	1,111	997	1,087	1,030
Queen Anne's	1,365	1,241	1,515	1,467	1,488	1,382
Talbot	2,192	2,081	2,329	2,305	1,974	1,620
Third Circuit	39,235	35,236	40,331	40,503	39,726	33,843
Baltimore	29,179	26,668	29,874	31,966	30,031	26,895
Harford	10,056	8,568	10,457	8,537	9,695	6,948
Fourth Circuit	13,763	11,705	13,518	12,627	14,148	13,007
Allegany	3,484	3,098	3,470	3,292	3,564	3,505
Garrett	1,010	963	1,122	911	1,077	990
Washington	9,269	7,644	8,926	8,424	9,507	8,512
Fifth Circuit	33,643	31,324	35,344	33,453	37,048	33,395
Anne Arundel	19,630	17,788	20,712	19,609	22,454	20,328
Carroll	5,631	5,440	6,655	6,479	7,348	6,820
Howard	8,382	8,096	7,977	7,365	7,246	6,247
Sixth Circuit	46,654	45,822	45,173	43,078	44,526	43,105
Frederick	8,527	7,771	9,252	7,493	8,488	6,930
Montgomery	38,127	38,051	35,921	35,585	36,038	36,175
Seventh Circuit	61,378	64,122	56,864	57,217	55,835	51,839
Calvert	5,378	5,152	4,779	4,383	4,153	3,512
Charles	8,646	8,335	8,010	7,716	8,097	7,308
Prince George's	43,783	47,189	40,615	41,611	39,866	37,541
St. Mary's	3,571	3,446	3,460	3,507	3,719	3,478
Eighth Circuit	69,194	61,193	68,457	59,432	62,671	55,342
Baltimore City	69,194	61,193	68,457	59,432	62,671	55,342
STATE	292,037	275,228	289,920	274,927	282,673	255,734

TABLE CC-3															
COMPARATIVE TABLE ON FILINGS IN THE CIRCUIT COURTS															
FISCAL YEAR 2002 - FISCAL YEAR 2003															
	CIVIL-GENERAL			CIVIL-FAMILY			CRIMINAL			JUVENILE			TOTAL		
	2001-02	2002-03	% Change	2001-02	2002-03	% Change	2001-02	2002-03	% Change	2001-02	2002-03	% Change	2001-02	2002-03	% Change
First Circuit															
Dorchester	391	377	-3.6	1,178	1,054	-10.5	711	693	-2.5	162	128	-21.0	2,442	2,252	-7.8
Somerset	302	294	-2.6	1,198	1,112	-7.2	342	352	2.9	174	107	-38.5	2,016	1,865	-7.5
Wicomico	847	857	1.2	2,367	2,629	11.1	2,345	2,501	6.7	626	425	-32.1	6,185	6,412	3.7
Worcester	1,209	986	-18.4	2,323	2,029	-12.7	1,387	1,416	2.1	251	229	-8.8	5,170	4,660	-9.9
Second Circuit															
Caroline	274	287	4.7	911	1,043	14.5	312	331	6.1	348	166	-52.3	1,845	1,827	-1.0
Cecil	1,248	1,176	-5.8	4,000	3,617	-9.6	1,843	1,963	6.5	529	398	-24.8	7,620	7,154	-6.1
Kent	168	190	13.1	580	520	-10.3	272	274	0.7	91	103	13.2	1,111	1,087	-2.2
Queen Anne's	462	491	6.3	582	585	0.5	257	249	-3.1	214	163	-23.8	1,515	1,488	-1.8
Talbot	332	330	-0.6	1,091	902	-17.3	448	436	-2.7	458	306	-33.2	2,329	1,974	-15.2
Third Circuit															
Baltimore	8,729	9,039	3.6	9,723	10,443	7.4	6,807	6,606	-3.0	4,615	3,943	-14.6	29,874	30,031	0.5
Harford	1,933	1,859	-3.8	5,167	4,420	-14.5	2,468	2,538	2.8	889	878	-1.2	10,457	9,695	-7.3
Fourth Circuit															
Allegany	976	1,004	2.9	1,429	1,474	3.1	599	629	5.0	466	457	-1.9	3,470	3,564	2.7
Garrett	235	238	1.3	512	580	13.3	186	160	-14.0	189	99	-47.6	1,122	1,077	-4.0
Washington	1,122	1,219	8.6	4,271	4,567	6.9	2,714	2,895	6.7	819	826	0.9	8,926	9,507	6.5
Fifth Circuit															
Anne Arundel	6,476	7,055	8.9	5,436	6,610	21.6	6,159	6,359	3.2	2,641	2,430	-8.0	20,712	22,454	8.4
Carroll	1,245	1,502	20.6	2,149	2,618	21.8	2,093	2,242	7.1	1,168	986	-15.6	6,655	7,348	10.4
Howard	2,020	1,854	-8.2	2,825	2,455	-13.1	1,775	2,071	16.7	1,357	866	-36.2	7,977	7,246	-9.2
Sixth Circuit															
Frederick	1,472	1,481	0.6	3,213	3,202	-0.3	2,339	2,451	4.8	2,228	1,354	-39.2	9,252	8,488	-8.3
Montgomery	14,035	14,057	0.2	11,146	11,367	2.0	6,722	5,540	-17.6	4,018	5,074	26.3	35,921	36,038	0.3
Seventh Circuit															
Calvert	788	837	6.2	2,728	2,300	-15.7	555	450	-18.9	708	566	-20.1	4,779	4,153	-13.1
Charles	1,507	1,553	3.1	3,768	3,582	-4.9	1,703	1,790	5.1	1,032	1,172	13.6	8,010	8,097	1.1
Prince George's	11,971	12,017	0.4	14,442	14,698	1.8	9,640	8,855	-8.1	4,562	4,296	-5.8	40,615	39,866	-1.8
St. Mary's	683	753	10.2	1,710	1,928	12.7	695	642	-7.6	372	396	6.5	3,460	3,719	7.5
Eighth Circuit															
Baltimore City	19,432	17,720	-8.8	12,757	11,027	-13.6	25,378	24,936	-1.7	10,890	8,988	-17.5	68,457	62,671	-8.5
STATE	77,857	77,176	-0.9	95,506	94,762	-0.8	77,750	76,379	-1.8	38,807	34,356	-11.5	289,920	282,673	-2.5

MAP 1
Circuit Courts
Fiscal Years 2001-2003
Percent Change in Overall Filings

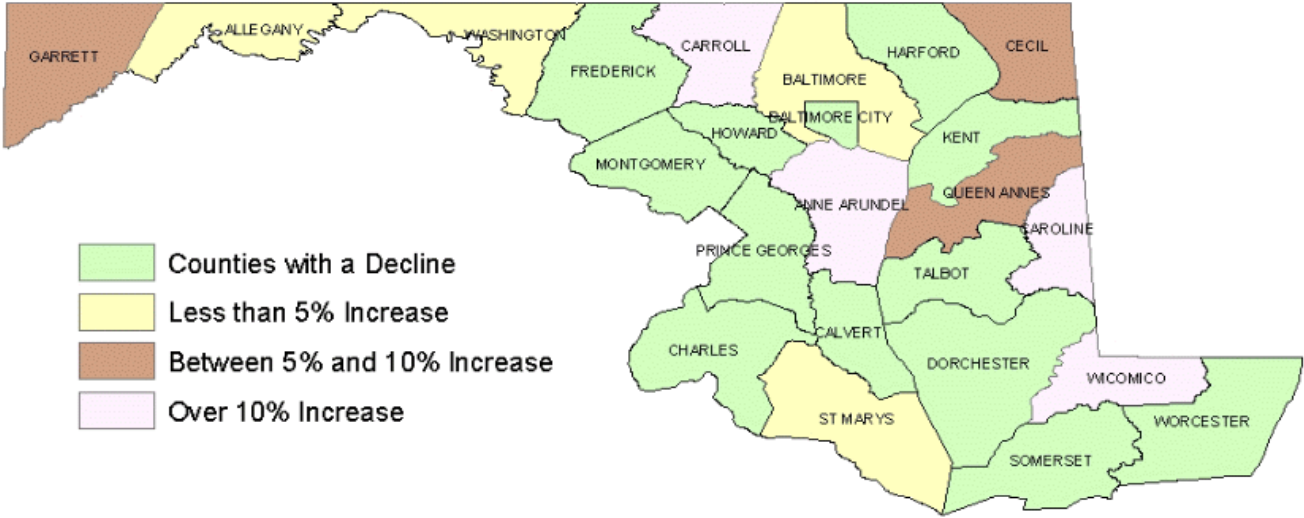


TABLE CC-4
CATEGORIES OF FILINGS
ORIGINAL AND REOPENED CASES FILED
JULY 1, 2002 - JUNE 30, 2003
FISCAL YEAR 2003

	Dorchester	Somerset	Wicomico	Worcester	Caroline	Cecil	Kent	Queen Anne's	Talbot	Baltimore	Harford	Allegany	Garrett	Washington	Anne Arundel	Carroll	Howard	Frederick	Montgomery	Calvert	Charles	Prince George's	St. Mary's	Baltimore City	TOTAL	
TOTAL CIVIL - GENERAL	377	294	857	986	287	1,176	190	491	330	9,039	1,859	1,004	238	1,219	7,055	1,502	1,854	1,481	14,057	837	1,553	12,017	753	17,720	77,176	
Motor Tort	23	15	83	39	13	105	9	20	31	928	211	53	19	83	456	89	148	131	694	51	127	1,315	55	1,370	6,068	
Other Tort	6	2	1	27	12	31	11	2	27	438	39	10	7	34	23	23	71	41	703	1	70	798	15	3,188	5,580	
Contract	31	9	18	65	19	46	28	21	22	848	81	11	11	86	479	86	249	105	1,703	24	87	807	34	568	5,438	
Condemnation	0	0	1	1	12	2	2	0	2	22	0	5	0	5	6	12	38	11	32	1	33	4	2	153	344	
Contested Confessed Judgment	4	8	19	15	4	36	6	11	13	192	40	18	5	35	1	14	54	48	183	19	20	0	11	117	873	
Other Law	27	29	41	46	11	58	14	29	29	255	92	28	20	84	18	102	101	50	5,444	46	80	460	71	2,520	9,655	
Appeals																										
District Court-On Record	5	1	3	3	6	13	1	0	0	99	12	6	1	13	24	0	16	8	141	6	8	110	4	119	599	
District Court-De Novo	6	0	7	9	8	14	2	4	3	136	12	10	1	15	36	6	26	27	259	13	32	142	15	184	967	
Administrative Agency	37	70	48	30	14	51	16	20	26	608	152	152	16	185	332	82	144	100	506	36	61	366	30	1,000	4,082	
Other General	234	154	626	749	182	802	99	381	175	5,483	1,211	672	155	659	5,523	1,038	999	943	4,061	638	1,030	7,987	510	8,359	42,670	
Unreported Category	4	6	10	2	6	18	2	3	2	30	9	39	3	20	157	50	8	17	331	2	5	28	6	142	900	
TOTAL CIVIL-FAMILY	1,054	1,112	2,629	2,029	1,043	3,617	520	585	902	10,443	4,420	1,474	580	4,567	6,610	2,618	2,455	3,202	11,367	2,300	3,582	14,698	1,928	11,027	94,762	
Divorce/Nullity	221	158	727	313	287	838	183	241	320	4,430	1,364	509	227	1,165	3,700	1,008	1,248	1,293	5,778	662	1,161	6,932	647	3,175	36,587	
Other Domestic Relations	337	334	767	507	328	1,410	143	173	268	3,451	1,459	612	220	1,934	975	1,058	596	1,154	970	646	920	3,069	571	1,858	23,760	
Adoption/Guardianship	10	3	33	9	9	32	6	5	11	306	76	25	8	38	516	92	75	80	1,887	21	24	132	30	201	3,629	
Paternity	424	534	1,058	1,170	349	1,203	157	161	282	1,613	1,132	302	81	1,393	993	136	342	587	1,966	870	1,062	3,862	536	5,370	25,583	
Domestic Violence	62	83	44	30	70	134	31	5	21	643	389	26	44	37	426	324	194	88	766	101	415	703	144	423	5,203	
TOTAL JUVENILE	128	107	425	229	166	398	103	163	306	3,943	878	457	99	826	2,430	986	866	1,354	5,074	566	1,172	4,296	396	8,988	34,356	
Delinquency	115	77	369	183	136	376	94	132	285	3,357	708	394	58	703	2,335	919	783	1,168	3,409	517	1,100	3,981	344	7,239	28,782	
Adult	0	0	0	0	0	0	0	0	0	0	0	0	1	0	0	20	0	0	0	1	4	0	3	0	29	
Child In Need of Supervision	0	4	1	0	0	0	0	2	1	4	0	26	7	5	3	4	0	9	0	1	0	4	0	154	225	
Child In Need of Assistance	12	19	42	35	20	14	4	15	8	409	131	29	18	94	83	22	60	124	1,484	17	51	175	28	1,174	4,068	
Guardianship	1	7	13	11	8	8	5	3	8	71	29	8	12	17	4	2	20	25	105	10	13	87	20	244	731	
Adoption	0	0	0	0	2	0	0	11	2	0	0	0	2	0	0	0	0	1	26	0	2	0	0	0	46	
Peace Orders	0	0	0	0	0	0	0	0	0	101	10	0	1	7	5	19	3	26	50	20	0	0	0	164	406	
Unreported Category	0	0	0	0	0	0	0	0	2	1	0	0	0	0	0	0	0	1	0	0	2	49	1	13	69	
TOTAL CRIMINAL	693	352	2,501	1,416	331	1,963	274	249	436	6,606	2,538	629	160	2,895	6,359	2,242	2,071	2,451	5,540	450	1,790	8,855	642	24,936	76,379	
Indictment/Information	392	180	938	394	142	515	103	113	214	3,848	665	193	93	894	4,194	660	851	616	3,130	194	756	3,558	275	14,066	36,984	
Appeals From District Court																										
Motor Vehicle	11	1	26	36	10	47	10	28	39	508	104	17	6	82	310	73	104	117	595	12	33	82	9	198	2,458	
Other	18	3	38	22	18	27	17	10	9	723	108	27	4	67	463	48	67	57	670	9	39	201	8	272	2,925	
Jury Trial Prayed - Motor	37	30	440	467	27	505	36	22	56	392	667	122	12	583	387	422	378	743	363	106	425	2,249	124	450	9,043	
Jury Trial Prayed - Other	211	136	947	487	121	709	102	62	102	1,090	958	264	33	1,027	766	972	629	916	782	111	431	2,394	219	9,846	23,315	
Non Support	0	0	0	0	0	91	0	0	0	5	0	2	0	0	1	0	0	0	0	0	2	0	6	0	107	
Post Conviction	14	0	15	0	8	0	3	10	5	0	26	0	9	8	15	1	0	1	0	0	16	255	0	66	452	
Unreported Category	10	2	97	10	5	69	3	4	11	40	10	4	3	234	223	66	42	1	0	18	88	116	1	38	1,095	
STATE	2,252	1,865	6,412	4,660	1,827	7,154	1,087	1,488	1,974	30,031	9,695	3,564	1,077	9,507	22,454	7,348	7,246	8,488	36,038	4,153	8,097	39,866	3,719	62,671	282,673	

NOTE: The juvenile data may be incomplete due to reporting problems.

TABLE CC-5						
THREE-YEAR COMPARATIVE TABLE						
CIVIL-GENERAL CASES						
FILINGS AND TERMINATIONS						
FISCAL YEAR 2001 - FISCAL YEAR 2003						
	COMBINED ORIGINAL AND REOPENED CASES FILED AND TERMINATED					
	2000-01		2001-02		2002-03	
	Filings	Terminations	Filings	Terminations	Filings	Terminations
First Circuit	2,531	2,426	2,749	2,701	2,514	2,306
Dorchester	310	341	391	378	377	360
Somerset	318	316	302	300	294	258
Wicomico	683	583	847	813	857	755
Worcester	1,220	1,186	1,209	1,210	986	933
Second Circuit	2,124	1,969	2,484	2,233	2,474	2,138
Caroline	212	149	274	184	287	206
Cecil	1,068	955	1,248	1,086	1,176	987
Kent	163	162	168	173	190	175
Queen Anne's	393	374	462	449	491	482
Talbot	288	329	332	341	330	288
Third Circuit	10,381	10,053	10,662	12,800	10,898	9,762
Baltimore	8,465	8,257	8,729	11,121	9,039	8,398
Harford	1,916	1,796	1,933	1,679	1,859	1,364
Fourth Circuit	2,371	2,193	2,333	2,266	2,461	2,361
Allegany	974	863	976	910	1,004	1,008
Garrett	217	201	235	203	238	215
Washington	1,180	1,129	1,122	1,153	1,219	1,138
Fifth Circuit	8,981	8,725	9,741	8,917	10,411	10,059
Anne Arundel	6,024	5,687	6,476	5,907	7,055	6,805
Carroll	1,094	1,101	1,245	1,205	1,502	1,490
Howard	1,863	1,937	2,020	1,805	1,854	1,764
Sixth Circuit	12,615	12,352	15,507	14,861	15,538	15,409
Frederick	1,379	1,053	1,472	1,183	1,481	1,231
Montgomery	11,236	11,299	14,035	13,678	14,057	14,178
Seventh Circuit	14,096	16,673	14,949	16,155	15,160	15,062
Calvert	786	924	788	809	837	767
Charles	1,379	1,473	1,507	1,403	1,553	1,334
Prince George's	11,257	13,597	11,971	13,255	12,017	12,198
St. Mary's	674	679	683	688	753	763
Eighth Circuit	18,389	17,584	19,432	15,858	17,720	14,602
Baltimore City	18,389	17,584	19,432	15,858	17,720	14,602
STATE	71,488	71,975	77,857	75,791	77,176	71,699

MAP 2
Circuit Courts
Fiscal Years 2001-2003
Percent Change in Civil-General Filings

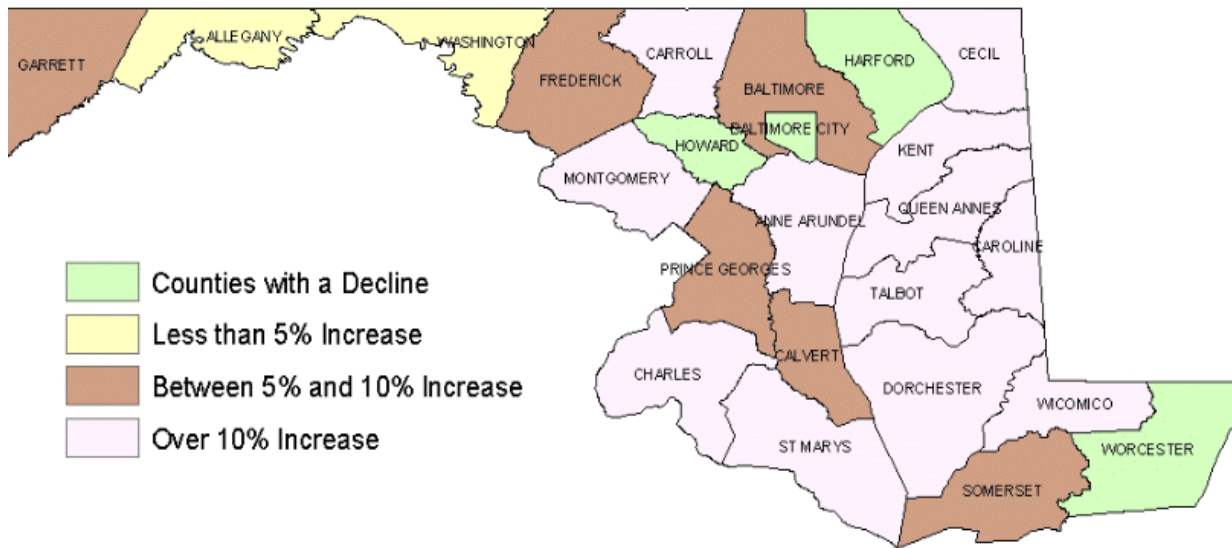


TABLE CC-6 THREE-YEAR COMPARATIVE TABLE CIVIL-FAMILY CASES FILINGS AND TERMINATIONS FISCAL YEAR 2001 - FISCAL YEAR 2003						
	COMBINED ORIGINAL AND REOPENED CASES FILED AND TERMINATED					
	2000-01		2001-02		2002-03	
	Filings	Terminations	Filings	Terminations	Filings	Terminations
First Circuit	6,209	6,201	7,066	7,211	6,824	5,959
Dorchester	1,096	1,126	1,178	1,318	1,054	959
Somerset	1,234	1,143	1,198	1,164	1,112	1,054
Wicomico	1,926	1,954	2,367	2,262	2,629	2,281
Worcester	1,953	1,978	2,323	2,467	2,029	1,665
Second Circuit	6,820	5,842	7,164	6,818	6,667	5,764
Caroline	844	592	911	922	1,043	810
Cecil	3,426	2,881	4,000	3,655	3,617	3,243
Kent	970	892	580	527	520	502
Queen Anne's	549	495	582	607	585	561
Talbot	1,031	982	1,091	1,107	902	648
Third Circuit	13,695	11,564	14,890	15,291	14,863	12,773
Baltimore	8,656	7,452	9,723	11,192	10,443	9,773
Harford	5,039	4,112	5,167	4,099	4,420	3,000
Fourth Circuit	6,346	5,265	6,212	5,813	6,621	6,085
Allegany	1,566	1,399	1,429	1,318	1,474	1,435
Garrett	521	495	512	481	580	562
Washington	4,259	3,371	4,271	4,014	4,567	4,088
Fifth Circuit	10,699	9,531	10,410	10,512	11,683	10,578
Anne Arundel	5,591	4,549	5,436	5,480	6,610	5,774
Carroll	1,881	1,815	2,149	2,146	2,618	2,502
Howard	3,227	3,167	2,825	2,886	2,455	2,302
Sixth Circuit	16,711	16,875	14,359	13,535	14,569	13,732
Frederick	2,913	2,805	3,213	2,539	3,202	2,512
Montgomery	13,798	14,070	11,146	10,996	11,367	11,220
Seventh Circuit	25,228	26,808	22,648	22,772	22,508	20,702
Calvert	3,278	3,048	2,728	2,437	2,300	1,950
Charles	4,574	4,299	3,768	3,949	3,582	3,308
Prince George's	15,302	17,443	14,442	14,715	14,698	13,736
St. Mary's	2,074	2,018	1,710	1,671	1,928	1,708
Eighth Circuit	12,754	12,079	12,757	11,390	11,027	10,517
Baltimore City	12,754	12,079	12,757	11,390	11,027	10,517
STATE	98,462	94,165	95,506	93,342	94,762	86,110

MAP 3
Circuit Courts
Fiscal Years 2001-2003
Percent Change in Civil-Family Filings

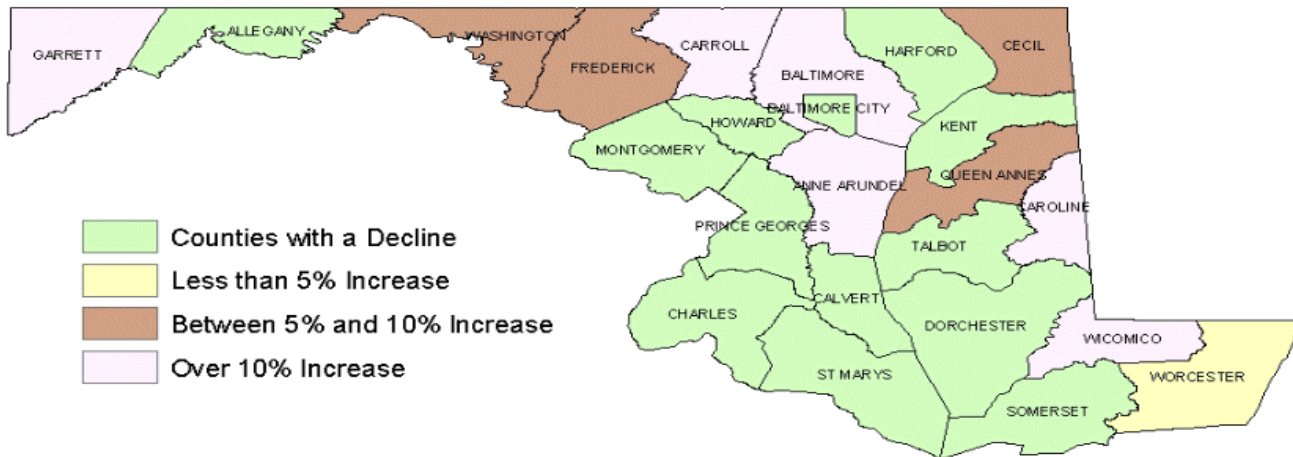


TABLE CC-7
DOMESTIC VIOLENCE CASES HEARD IN THE CIRCUIT COURTS
FISCAL YEAR 2003

	TEMPORARY PROTECTIVE ORDERS			FINAL PROTECTIVE ORDERS		
	Hearings	Orders Granted	Percent Granted	Hearings	Orders Granted	Percent Granted
First Circuit						
Dorchester	50	32	64.0	39	26	66.7
Somerset	56	48	85.7	38	28	73.7
Wicomico	9	5	55.6	9	8	88.9
Worcester	21	11	52.4	12	8	66.7
Second Circuit						
Caroline	49	39	79.6	47	22	46.8
Cecil	141	95	67.4	65	44	67.7
Kent	36	25	69.4	45	16	35.6
Queen Anne's	2	2	100.0	2	0	0.0
Talbot	22	14	63.6	16	6	37.5
Third Circuit						
Baltimore	477	299	62.7	318	185	58.2
Harford	383	245	64.0	293	140	47.8
Fourth Circuit						
Allegany	16	13	81.3	20	8	40.0
Garrett	43	22	51.2	38	9	23.7
Washington	14	6	42.9	27	6	22.2
Fifth Circuit						
Anne Arundel	239	147	61.5	292	125	42.8
Carroll	331	179	54.1	268	109	40.7
Howard	174	96	55.2	115	47	40.9
Sixth Circuit						
Frederick	53	37	69.8	47	26	55.3
Montgomery	791	478	60.4	696	294	42.2
Seventh Circuit						
Calvert	91	65	71.4	100	45	45.0
Charles	426	269	63.1	458	180	39.3
Prince George's	297	229	77.1	279	157	56.3
St. Mary's	120	88	73.3	91	59	64.8
Eighth Circuit						
Baltimore City	273	242	88.6	153	129	84.3
STATE	4,114	2,686	65.3	3,468	1,677	48.4

NOTE: This table represents only those hearings that were held in Fiscal Year 2003.

TABLE CC-8						
THREE-YEAR COMPARATIVE TABLE						
CRIMINAL CASES						
FILINGS AND TERMINATIONS						
FISCAL YEAR 2001 - FISCAL YEAR 2003						
	COMBINED ORIGINAL AND REOPENED CASES FILED AND TERMINATED					
	2000-01		2001-02		2002-03	
	Filings	Terminations	Filings	Terminations	Filings	Terminations
First Circuit	4,914	4,790	4,785	4,657	4,962	4,697
Dorchester	803	833	711	696	693	697
Somerset	449	489	342	418	352	357
Wicomico	2,422	2,295	2,345	2,292	2,501	2,297
Worcester	1,240	1,173	1,387	1,251	1,416	1,346
Second Circuit	2,801	2,319	3,132	2,530	3,253	2,739
Caroline	259	212	312	265	331	320
Cecil	1,656	1,315	1,843	1,368	1,963	1,502
Kent	266	262	272	228	274	273
Queen Anne's	193	178	257	230	249	237
Talbot	427	352	448	439	436	407
Third Circuit	9,075	8,708	9,275	8,462	9,144	8,401
Baltimore	6,849	6,638	6,807	6,235	6,606	6,340
Harford	2,226	2,070	2,468	2,227	2,538	2,061
Fourth Circuit	3,120	3,191	3,499	3,173	3,684	3,479
Allegany	571	605	599	583	629	719
Garrett	136	153	186	146	160	165
Washington	2,413	2,433	2,714	2,444	2,895	2,595
Fifth Circuit	9,144	8,551	10,027	9,473	10,672	9,255
Anne Arundel	5,275	4,896	6,159	5,743	6,359	5,759
Carroll	1,759	1,746	2,093	2,023	2,242	1,911
Howard	2,110	1,909	1,775	1,707	2,071	1,585
Sixth Circuit	8,844	8,388	9,061	8,535	7,991	7,806
Frederick	1,887	1,604	2,339	1,718	2,451	2,011
Montgomery	6,957	6,784	6,722	6,817	5,540	5,795
Seventh Circuit	13,283	12,596	12,593	12,612	11,737	10,835
Calvert	624	507	555	530	450	451
Charles	1,764	1,572	1,703	1,607	1,790	1,616
Prince George's	10,496	10,097	9,640	9,847	8,855	8,073
St. Mary's	399	420	695	628	642	695
Eighth Circuit	26,847	24,782	25,378	23,417	24,936	24,156
Baltimore City	26,847	24,782	25,378	23,417	24,936	24,156
STATE	78,028	73,325	77,750	72,859	76,379	71,368

MAP 4
Circuit Courts
Fiscal Years 2001-2003
Percent Change in Criminal Filings

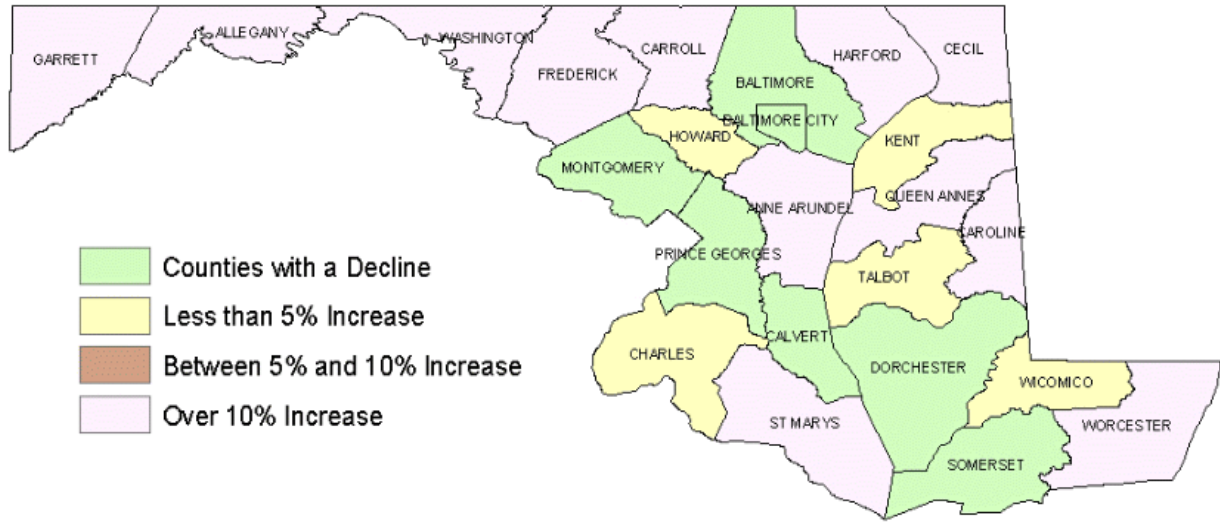


TABLE CC-9						
THREE-YEAR COMPARATIVE TABLE						
JUVENILE CASES						
FILINGS AND TERMINATIONS						
FISCAL YEAR 2001 - FISCAL YEAR 2003						
	COMBINED ORIGINAL AND REOPENED CASES FILED AND TERMINATED					
	2000-01		2001-02		2002-03	
	Filings	Terminations	Filings	Terminations	Filings	Terminations
First Circuit	1,310	1,088	1,213	1,126	889	823
Dorchester	210	196	162	150	128	118
Somerset	276	231	174	137	107	48
Wicomico	483	381	626	581	425	448
Worcester	341	280	251	258	229	209
Second Circuit	1,461	1,191	1,640	1,341	1,136	777
Caroline	241	219	348	270	166	57
Cecil	401	287	529	403	398	261
Kent	143	73	91	69	103	80
Queen Anne's	230	194	214	181	163	102
Talbot	446	418	458	418	306	277
Third Circuit	6,084	4,911	5,504	3,950	4,821	2,907
Baltimore	5,209	4,321	4,615	3,418	3,943	2,384
Harford	875	590	889	532	878	523
Fourth Circuit	1,926	1,056	1,474	1,375	1,382	1,082
Allegany	373	231	466	481	457	343
Garrett	136	114	189	81	99	48
Washington	1,417	711	819	813	826	691
Fifth Circuit	4,819	4,517	5,166	4,551	4,282	3,503
Anne Arundel	2,740	2,656	2,641	2,479	2,430	1,990
Carroll	897	778	1,168	1,105	986	917
Howard	1,182	1,083	1,357	967	866	596
Sixth Circuit	8,484	8,207	6,246	6,147	6,428	6,158
Frederick	2,348	2,309	2,228	2,053	1,354	1,176
Montgomery	6,136	5,898	4,018	4,094	5,074	4,982
Seventh Circuit	8,771	8,045	6,674	5,678	6,430	5,240
Calvert	690	673	708	607	566	344
Charles	929	991	1,032	757	1,172	1,050
Prince George's	6,728	6,052	4,562	3,794	4,296	3,534
St. Mary's	424	329	372	520	396	312
Eighth Circuit	11,204	6,748	10,890	8,767	8,988	6,067
Baltimore City	11,204	6,748	10,890	8,767	8,988	6,067
STATE	44,059	35,763	38,807	32,935	34,356	26,557

NOTE: Due to a reporting change in Child Welfare Cases, the reported number of juvenile filings and terminations has decreased over the last three years.

MAP 5
Circuit Courts
Fiscal Years 2001-2003
Percent Change in Juvenile Filings

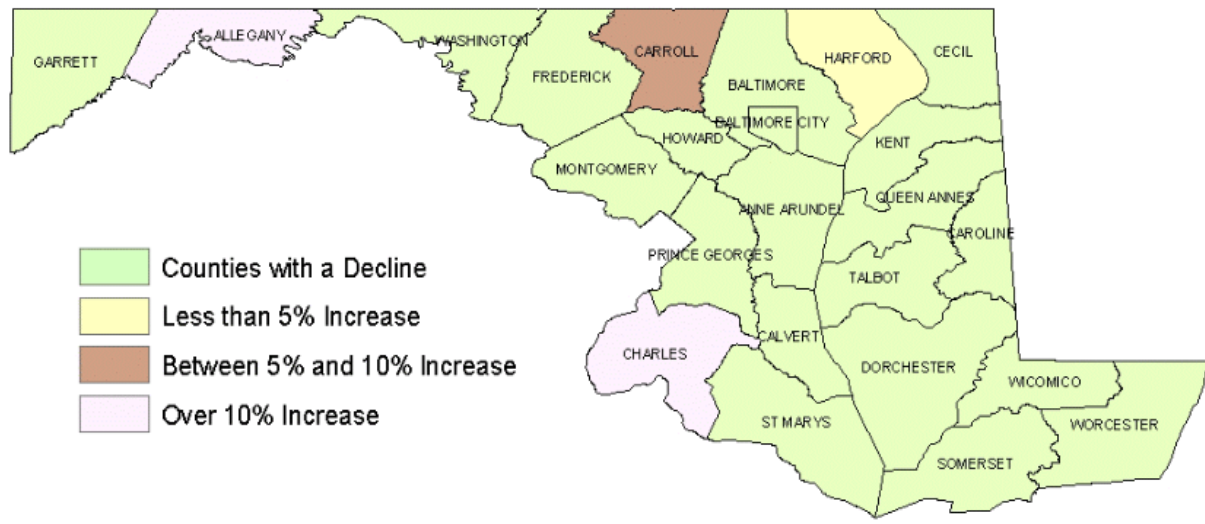


TABLE CC-10
CATEGORIES OF TERMINATIONS
TERMINATIONS OF ORIGINAL AND REOPENED CASES FILED

JULY 1, 2002 - JUNE 30, 2003
FISCAL YEAR 2003

	Dorchester	Somerset	Wicomico	Worcester	Caroline	Cecil	Kent	Queen Anne's	Talbot	Baltimore	Harford	Allegany	Garrett	Washington	Anne Arundel	Carroll	Howard	Frederick	Montgomery	Calvert	Charles	Prince Georges	St. Mary's	Baltimore City	TOTAL	
TOTAL CIVIL-GENERAL	360	258	755	933	206	987	175	482	288	8,398	1,364	1,008	215	1,138	6,805	1,490	1,764	1,231	14,178	767	1,334	12,198	763	14,602	71,699	
Motor Tort	18	11	68	52	7	80	9	14	26	751	154	57	26	77	512	83	170	105	734	64	117	1,243	41	1,173	5,592	
Other Tort	9	3	6	22	8	18	8	1	29	370	25	10	8	33	64	17	65	45	710	2	50	859	8	986	3,356	
Contract	17	10	25	53	5	30	16	17	20	817	71	14	11	63	486	65	195	74	1,655	16	68	895	30	535	5,188	
Condemnation	0	0	1	5	5	1	0	1	0	14	1	6	0	5	16	1	10	4	25	0	11	5	38	105	254	
Confessed Judgment	4	9	15	18	8	29	6	13	17	169	34	13	2	28	3	4	42	40	195	15	13	0	12	121	810	
Other Law	24	27	29	41	10	51	14	30	21	196	72	32	12	87	23	69	72	50	5,640	38	64	446	72	2,365	9,485	
Appeals																										
District Court-On Record	4	2	6	7	5	13	0	0	0	80	9	4	1	18	30	10	22	15	130	5	10	105	3	112	591	
District Court-De Novo	7	1	9	11	4	16	1	5	5	126	24	8	2	17	70	21	37	17	261	11	25	154	13	163	1,008	
Administrative Agency	43	65	46	24	12	55	21	19	25	577	124	220	17	195	476	141	157	108	537	39	50	333	52	1,068	4,404	
Other General	234	128	550	700	141	685	99	382	145	5,296	850	641	135	614	5,122	1,079	994	771	3,911	576	925	8,158	493	7,969	40,598	
Unreported Category	0	2	0	0	1	9	1	0	0	2	0	3	1	1	3	0	0	2	380	1	1	0	1	5	413	
TOTAL CIVIL-FAMILY	959	1,054	2,281	1,665	810	3,243	502	561	648	9,773	3,000	1,435	562	4,088	5,774	2,502	2,302	2,512	11,220	1,950	3,308	13,736	1,708	10,517	86,110	
Divorce/Nullity	211	151	681	315	215	746	179	222	241	4,078	1,000	530	244	1,108	3,510	974	1,123	1,099	5,609	545	1,015	6,436	546	2,937	33,715	
Other Domestic Relations	300	308	705	461	233	1,246	139	157	187	3,278	884	586	203	1,702	737	1,007	566	825	962	559	870	2,769	515	1,584	20,783	
Adoption/Guardianship	11	6	24	7	8	22	5	7	7	292	59	21	5	45	445	94	69	71	1,940	31	22	138	28	201	3,558	
Paternity	375	511	836	858	290	1,105	149	170	190	1,542	705	272	69	1,196	619	125	360	437	1,943	730	1,001	3,783	476	5,395	23,137	
Domestic Violence	62	78	35	24	64	124	30	5	23	583	352	26	41	37	463	302	184	80	766	85	400	610	143	400	4,917	
TOTAL JUVENILE	118	48	448	209	57	261	80	102	277	2,384	523	343	48	691	1,990	917	596	1,176	4,982	344	1,050	3,534	312	6,067	26,557	
Delinquency	116	33	435	170	45	244	78	98	263	2,266	474	304	32	541	1,966	876	559	1,047	3,360	316	1,009	3,389	292	5,019	22,932	
Adult	0	0	0	0	0	0	0	0	0	0	0	0	1	0	0	18	0	0	0	1	2	0	3	0	25	
Child In Need of Supervision	0	4	1	0	0	0	0	2	1	1	0	21	0	4	0	5	0	9	0	1	0	4	0	18	71	
Child In Need of Assistance	0	11	7	38	10	12	2	2	8	48	21	18	7	99	19	3	35	82	1,414	3	23	69	12	775	2,718	
Guardianship	0	0	0	0	0	0	0	1	0	1	0	3	5	0	0	0	2	132	1	1	5	0	120	271		
Adoption	2	0	5	1	2	5	0	0	4	23	0	4	35	0	0	0	14	25	6	14	26	4	0	170		
Peace Orders	0	0	0	0	0	0	0	0	0	68	4	0	0	7	5	15	2	20	51	16	0	6	0	131	325	
Unreported	0	0	0	0	0	0	0	0	0	1	0	0	1	0	0	0	0	2	0	0	1	35	1	4	45	
TOTAL CRIMINAL	697	357	2,297	1,346	320	1,502	273	237	407	6,340	2,061	719	165	2,595	5,759	1,911	1,585	2,011	5,795	451	1,616	8,073	695	24,156	71,368	
Indictment/Information	382	171	901	378	157	349	109	104	215	3,667	556	212	104	842	4,010	615	672	525	3,203	219	741	3,393	285	13,348	35,158	
Appeals From District Court:																										
Motor Vehicle	14	2	23	38	11	35	7	24	30	487	81	17	8	70	291	58	78	89	573	9	29	68	11	217	2,270	
Other	20	3	45	20	16	22	19	11	11	740	71	37	9	69	413	62	56	51	658	8	28	197	11	329	2,906	
Jury Trial Prayed - Motor	39	39	406	436	22	419	29	20	49	368	531	126	12	557	335	342	276	562	425	94	375	2,042	139	467	8,110	
Jury Trial Prayed - Other	236	142	922	474	112	612	108	59	95	1,065	815	322	29	1,050	699	832	498	779	936	121	417	2,191	240	9,744	22,498	
Non Support	0	0	0	0	0	62	0	0	0	5	0	2	0	0	0	0	0	0	1	0	5	0	8	0	83	
Post Conviction	6	0	0	0	0	1	15	7	0	6	1	3	5	9	1	1	2	0	0	11	176	0	42	287		
Unreported Category	0	0	0	0	2	2	0	4	0	8	1	2	0	2	2	1	4	2	0	0	10	6	1	9	56	
STATE	2,134	1,717	5,781	4,153	1,393	5,993	1,030	1,382	1,620	26,895	6,948	3,505	990	8,512	20,328	6,820	6,247	6,930	36,175	3,512	7,308	37,541	3,478	55,342	255,734	

NOTE: See note on Table CC-16. The juvenile data may be incomplete due to reporting problems.

Annual Report of the Maryland Judiciary - 2002-2003

The Circuit Courts

TABLE CC-11									
AVERAGE DAYS FROM FILING TO DISPOSITION									
FISCAL YEAR 2001 - FISCAL YEAR 2003									
	Civil			Criminal			Juvenile		
	2000-01	2001-02	2002-03	2000-01	2001-02	2002-03	2000-01	2001-02	2002-03
First Circuit									
Dorchester	202	167	164	136	127	128	65	57	58
Somerset	129	135	138	104	92	83	31	43	46
Wicomico	211	231	195	87	86	79	58	49	52
Worcester	174	167	165	89	93	113	47	68	61
Second Circuit									
Caroline	166	171	181	149	163	153	26	36	70
Cecil	214	182	161	189	197	196	82	85	79
Kent	199	169	167	150	138	143	65	49	55
Queen Anne's	193	180	165	104	110	101	57	50	56
Talbot	185	201	166	131	125	125	22	42	42
Third Circuit									
Baltimore	198	250	206	117	123	125	77	85	85
Harford	212	174	153	124	120	125	76	64	87
Fourth Circuit									
Allegany	202	200	192	148	150	87	90	71	38
Garrett	221	206	183	150	148	167	68	60	47
Washington	179	196	188	113	105	104	69	63	51
Fifth Circuit									
Anne Arundel	234	246	241	123	114	108	67	68	63
Carroll	219	199	208	144	148	143	77	66	82
Howard	233	242	244	131	138	144	69	68	82
Sixth Circuit									
Frederick	243	245	233	142	127	100	60	60	73
Montgomery	142	138	143	83	82	97	92	83	171
Seventh Circuit									
Calvert	223	186	180	140	158	141	67	60	62
Charles	213	216	196	150	156	165	71	80	78
Prince George's	228	236	226	128	114	105	59	52	57
St. Mary's	182	176	182	125	115	108	64	68	67
Eighth Circuit									
Baltimore City	238	230	251	106	97	104	96	94	84
STATE	207	212	208	116	113	116	78	77	74

NOTE: A small number of lengthy cases can increase an average, particularly in a jurisdiction with a small caseload. For that reason, civil cases over 721 days old, criminal cases over 360 days old, and juvenile cases over 271 days old have been excluded in the above calculations. Approximately 90 to 95 percent of the cases are disposed of within those time periods.

TABLE CC-12															
DELINQUENCY TERMINATIONS BY TYPE OF DISPOSITION															
JULY 1, 2002 - JUNE 30, 2003															
FISCAL YEAR 2003															
	<i>Jurisdiction Waived</i>	<i>Dismissed</i>	<i>Stet</i>	<i>Probation</i>	<i>Social Services</i>	<i>Juvenile Services</i>	<i>Hospital Facility</i>	<i>Institutional</i>	<i>Transferred In</i>	<i>Transferred Out</i>	<i>Continued</i>	<i>Guardianship</i>	<i>Adoption</i>	<i>Other</i>	<i>TOTAL</i>
First Circuit															
Dorchester	9	22	8	31	0	20	0	0	1	6	0	0	0	19	116
Somerset	11	0	1	12	0	4	0	0	0	1	0	0	0	4	33
Wicomico	15	46	37	86	2	23	0	4	4	5	0	0	0	213	435
Worcester	11	34	3	75	0	14	0	1	1	3	3	0	0	25	170
Second Circuit															
Caroline	5	12	2	5	0	3	0	0	0	0	0	0	0	18	45
Cecil	6	47	13	82	1	74	0	4	5	0	0	0	0	12	244
Kent	1	26	1	33	0	12	0	0	0	0	0	0	0	5	78
Queen Anne's	0	11	0	31	1	11	0	0	10	0	0	0	0	34	98
Talbot	4	40	0	69	0	1	0	25	5	4	39	0	0	76	263
Third Circuit															
Baltimore	0	234	1,286	508	0	169	0	1	0	2	31	0	0	35	2,266
Harford	28	64	0	161	0	54	0	0	14	13	6	0	0	134	474
Fourth Circuit															
Allegany	15	36	2	87	4	40	0	2	0	11	16	0	0	91	304
Garrett	0	0	1	18	0	5	0	0	0	4	0	0	0	4	32
Washington	8	27	59	155	0	113	0	5	2	3	1	0	0	168	541
Fifth Circuit															
Anne Arundel	8	231	181	796	25	260	0	37	45	99	143	0	0	141	1,966
Carroll	6	202	29	311	12	199	0	0	0	0	0	0	0	117	876
Howard	0	231	41	145	0	26	0	2	5	22	0	0	0	87	559
Sixth Circuit															
Frederick	13	257	0	291	0	153	4	0	2	11	130	0	0	186	1,047
Montgomery	0	4	0	0	0	0	0	0	0	1	0	0	0	174	179
Seventh Circuit															
Calvert	1	76	51	116	5	25	0	0	0	6	1	0	0	35	316
Charles	0	1	60	366	1	377	3	0	4	18	0	0	0	179	1,009
Prince George's	1	1	255	843	1	1	0	0	0	1	1,050	0	0	2,136	4,289
St. Mary's	1	36	28	80	0	3	0	19	3	7	0	0	0	115	292
Eighth Circuit															
Baltimore City	20	1,789	0	1	4	815	1	0	0	2	0	0	0	2,387	5,019
STATE	163	3,427	2,058	4,302	56	2,402	8	100	101	219	1,420	0	0	6,395	20,651

TABLE CC-13

**COURT TRIALS, JURY TRIALS, AND HEARINGS BY
COUNTY, CIRCUIT, AND FUNCTIONAL AREA**

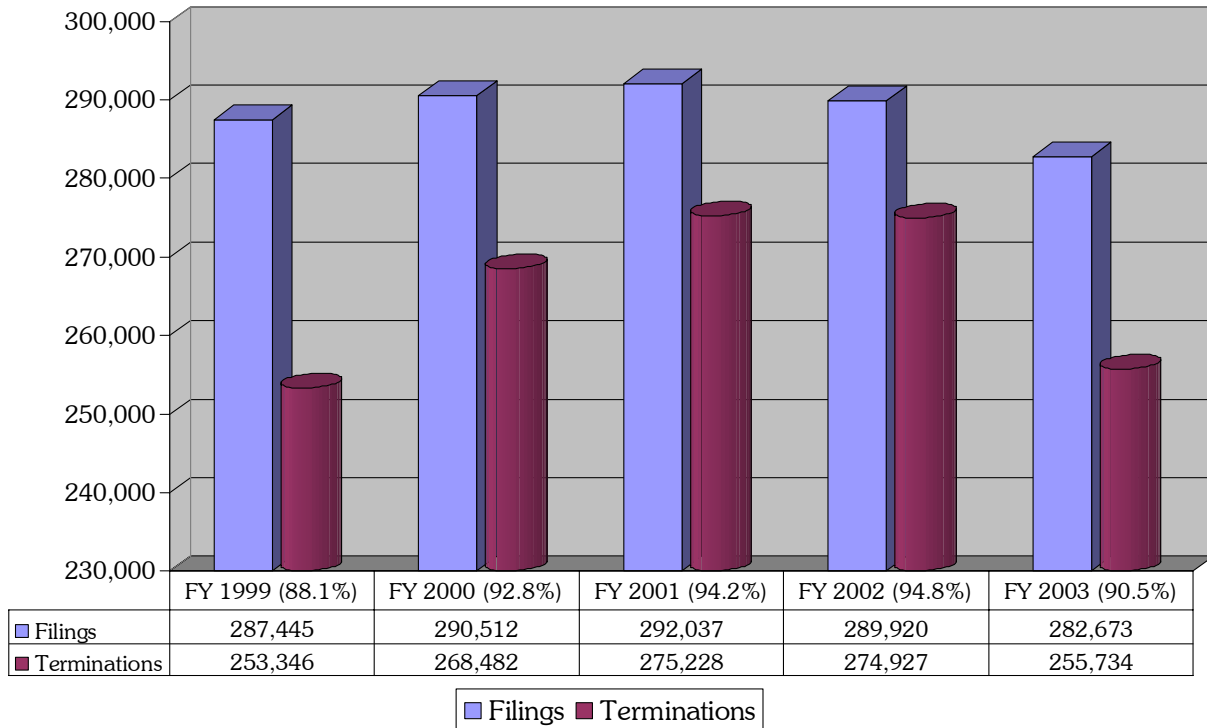
**JULY 1, 2002 - JUNE 30, 2003
FISCAL YEAR 2003**

	Dorchester	Somerset	Wicomico	Worcester	Caroline	Cecil	Kent	Queen Anne's	Talbot	Baltimore	Harford	Allegany	Garrett	Washington	Anne Arundel	Carroll	Howard	Frederick	Montgomery	Calvert	Charles	Prince George's	St. Mary's	Baltimore City	TOTAL
TRIALS																									
<i>Civil</i>																									
Court Trials	34	7	16	60	23	68	21	60	83	2,216	216	31	6	16	552	35	141	16	780	12	1,007	135	5	1,041	6,581
Jury Trials	11	3	13	10	1	29	3	9	20	254	60	34	7	44	110	26	46	22	167	15	50	164	13	220	1,331
<i>Criminal</i>																									
Court Trials	11	2	65	705	18	20	6	10	14	8	13	5	7	84	280	132	52	18	80	7	12	10	4	106	1,669
Jury Trials	18	3	58	17	16	24	10	16	24	18	40	19	10	53	71	74	120	10	106	8	18	113	24	269	1,139
COUNTY TOTALS																									
Court Trials	45	9	81	765	41	88	27	70	97	2,224	229	36	13	100	832	167	193	34	860	19	1,019	145	9	1,147	8,250
Jury Trials	29	6	71	27	17	53	13	25	44	272	100	53	17	97	181	100	166	32	273	23	68	277	37	489	2,470
TOTAL	74	15	152	792	58	141	40	95	141	2,496	329	89	30	197	1,013	267	359	66	1,133	42	1,087	422	46	1,636	10,720
CIRCUIT TOTALS	1ST CIRCUIT				2ND CIRCUIT				3RD CIRCUIT	4TH CIRCUIT				5TH CIRCUIT			6TH CIRCUIT		7TH CIRCUIT				8TH CIRCUIT		
Court Trials	900				323				2,453	149				1,192			894		1,192				1,147	8,250	
Jury Trials	133				152				372	167				447			305		405				489	2,470	
TOTAL	1,033				475				2,825	316				1,639			1,199		1,597				1,636	10,720	
HEARINGS																									
<i>Civil</i>	930	1,434	1,507	1,668	1,932	4,522	1,179	944	924	7,302	2,284	1,158	390	2,450	10,570	2,859	1,437	2,240	20,029	3,321	3,284	17,566	1,268	5,756	96,954
<i>Criminal</i>	1,247	494	3,444	897	1,066	4,210	717	328	878	7,065	3,513	1,228	182	3,492	10,669	4,827	4,657	1,829	10,464	1,322	4,281	12,067	1,113	20,394	100,384
<i>Juvenile</i>	388	334	1,439	453	594	1,238	241	339	666	7,340	2,905	1,349	329	2,103	4,833	2,043	2,784	4,268	10,931	1,470	2,752	12,458	1,031	69,473	131,761
COUNTY TOTALS	2,565	2,262	6,390	3,018	3,592	9,970	2,137	1,611	2,468	21,707	8,702	3,735	901	8,045	26,072	9,729	8,878	8,337	41,424	6,113	10,317	42,091	3,412	95,623	329,099
CIRCUIT TOTALS	1ST CIRCUIT				2ND CIRCUIT				3RD CIRCUIT	4TH CIRCUIT				5TH CIRCUIT			6TH CIRCUIT		7TH CIRCUIT				8TH CIRCUIT		
	14,235				19,778				30,409	12,681				44,679			49,761		61,933				95,623	329,099	

NOTE: Some differences may exist in the number of court trials for courts of similar size due to the recording of these events under incorrect headings.

TABLE CC-14

TERMINATIONS AS A PERCENTAGE OF FILINGS IN THE CIRCUIT COURTS



■ Filings ■ Terminations

TABLE CC-15

JURY TRIAL PRAYERS

	FY 1999	FY 2000	FY 2001	FY 2002	FY 2003
Baltimore City	7,511	8,625	8,630	10,621	10,296
Anne Arundel County	572	532	624	890	1,153
Baltimore County	1,997	1,730	1,561	1,466	1,482
Montgomery County	1,459	2,014	3,040	2,743	1,145
Prince George's County	5,430	5,662	6,084	5,032	4,643
All Other Counties	11,275	11,770	11,827	13,144	13,639
Total	28,244	30,333	31,766	33,896	32,358

TABLE CC-16			
THREE-YEAR COMPARATIVE TABLE			
CIVIL CASES TRIED *			
FISCAL YEAR 2001 - FISCAL YEAR 2003			
	2000-01	2001-02	2002-03
First Circuit	219	399	144
Dorchester	18	41	35
Somerset	8	6	10
Wicomico	160	250	29
Worcester	33	102	70
Second Circuit	1,362	849	317
Caroline	8	9	24
Cecil	1,242	685	97
Kent	32	45	24
Queen Anne's	51	75	69
Talbot	29	35	103
Third Circuit	2,562	2,397	2,746
Baltimore	2,223	2,066	2,470
Harford	339	331	276
Fourth Circuit	578	227	138
Allegany	409	63	65
Garrett	38	10	13
Washington	131	154	60
Fifth Circuit	970	865	910
Anne Arundel	631	619	662
Carroll	56	58	61
Howard	283	188	187
Sixth Circuit	812	750	985
Frederick	85	69	38
Montgomery	727	681	947
Seventh Circuit	449	520	1,401
Calvert	29	46	27
Charles	164	132	1,057
Prince George's	227	320	299
St. Mary's	29	22	18
Eighth Circuit	1,415	1,504	1,261
Baltimore City	1,415	1,504	1,261
STATE	8,367	7,511	7,902

NOTE: See note on Table CC-13.
 *Includes Civil-General and Civil-Family.

TABLE CC-17 CIVIL CASES* RATIO OF TRIALS TO DISPOSITIONS JULY 1, 2002 - JUNE 30, 2003 FISCAL YEAR 2003							
	Dispositions	Trials	Percentages	Court Trials	Percentages	Jury Trials	Percentages
First Circuit	8,265	144	1.7	117	1.4	37	0.4
Dorchester	1,319	35	2.7	34	2.6	11	0.8
Somerset	1,312	10	0.8	7	0.5	3	0.2
Wicomico	3,036	29	1.0	16	0.5	13	0.4
Worcester	2,598	70	2.7	60	2.3	10	0.4
Second Circuit	7,902	317	4.0	255	3.2	62	0.8
Caroline	1,016	24	2.4	23	2.3	1	0.1
Cecil	4,230	97	2.3	68	1.6	29	0.7
Kent	677	24	3.5	21	3.1	3	0.4
Queen Anne's	1,043	69	6.6	60	5.8	9	0.9
Talbot	936	103	11.0	83	8.9	20	2.1
Third Circuit	22,535	2,746	12.2	2,432	10.8	314	1.4
Baltimore	18,171	2,470	13.6	2,216	12.2	254	1.4
Harford	4,364	276	6.3	216	4.9	60	1.4
Fourth Circuit	8,446	138	1.6	53	0.6	85	1.0
Allegany	2,443	65	2.7	31	1.3	34	1.4
Garrett	777	13	1.7	6	0.8	7	0.9
Washington	5,226	60	1.1	16	0.3	44	0.8
Fifth Circuit	20,637	910	4.4	728	3.5	182	0.9
Anne Arundel	12,579	662	5.3	552	4.4	110	0.9
Carroll	3,992	61	1.5	35	0.9	26	0.7
Howard	4,066	187	4.6	141	3.5	46	1.1
Sixth Circuit	29,113	985	3.4	796	2.7	189	0.6
Frederick	3,743	38	1.0	16	0.4	22	0.6
Montgomery	25,370	947	3.7	780	3.1	167	0.7
Seventh Circuit	35,764	1,401	3.9	1,159	3.2	242	0.7
Calvert	2,717	27	1.0	12	0.4	15	0.6
Charles	4,642	1,057	22.8	1,007	21.7	50	1.1
Prince George's	25,934	299	1.2	135	0.5	164	0.6
St. Mary's	2,471	18	0.7	5	0.2	13	0.5
Eighth Circuit	25,119	1,261	5.0	1,041	4.1	220	0.9
Baltimore City	25,119	1,261	5.0	1,041	4.1	220	0.9
STATE	157,781	7,902	5.0	6,581	4.2	1,331	0.8

*Includes Civil-General and Civil-Family.

NOTE: See note on Table CC-13.

TABLE CC-18			
THREE-YEAR COMPARATIVE TABLE			
CRIMINAL CASES TRIED			
FISCAL YEAR 2001 - FISCAL YEAR 2003			
	2000-01	2001-02	2002-03
First Circuit	804	757	879
Dorchester	36	14	29
Somerset	14	14	5
Wicomico	109	89	123
Worcester	645	640	722
Second Circuit	124	190	158
Caroline	24	48	34
Cecil	31	37	44
Kent	7	16	16
Queen Anne's	21	29	26
Talbot	41	60	38
Third Circuit	184	240	79
Baltimore	122	169	26
Harford	62	71	53
Fourth Circuit	165	198	178
Allegany	35	40	24
Garrett	13	10	17
Washington	117	148	137
Fifth Circuit	707	722	729
Anne Arundel	440	443	351
Carroll	117	140	206
Howard	150	139	172
Sixth Circuit	319	237	214
Frederick	73	24	28
Montgomery	246	213	186
Seventh Circuit	214	236	196
Calvert	9	20	15
Charles	29	23	30
Prince George's	150	161	123
St. Mary's	26	32	28
Eighth Circuit	412	434	375
Baltimore City	412	434	375
STATE	2,929	3,014	2,808

NOTE: See note on Table CC-13.

TABLE CC-19
CRIMINAL CASES
RATIO OF TRIALS TO DISPOSITIONS
JULY 1, 2002 - JUNE 30, 2003
FISCAL YEAR 2003

	Dispositions	Trials	Percentages	Court Trials	Percentages	Jury Trials	Percentages
First Circuit	4,697	879	18.7	783	16.7	96	2.0
Dorchester	697	29	4.2	11	1.6	18	2.6
Somerset	357	5	1.4	2	0.6	3	0.8
Wicomico	2,297	123	5.3	65	2.8	58	2.5
Worcester	1,346	722	53.6	705	52.3	17	1.3
Second Circuit	2,739	158	5.8	68	2.5	90	3.3
Caroline	320	34	10.6	18	5.6	16	5.0
Cecil	1,502	44	2.9	20	1.3	24	1.6
Kent	273	16	5.9	6	2.2	10	3.7
Queen Anne's	237	26	11.0	10	4.2	16	6.8
Talbot	407	38	9.3	14	3.4	24	5.9
Third Circuit	8,401	79	0.9	21	0.2	58	0.7
Baltimore	6,340	26	0.4	8	0.1	18	0.3
Harford	2,061	53	2.6	13	0.6	40	1.9
Fourth Circuit	3,479	178	5.1	96	2.8	82	2.3
Allegany	719	24	3.3	5	0.7	19	2.6
Garrett	165	17	10.3	7	4.2	10	6.1
Washington	2,595	137	5.3	84	3.2	53	2.0
Fifth Circuit	9,255	729	11.6	464	7.4	265	4.2
Anne Arundel	5,759	351	12.7	280	10.1	71	2.6
Carroll	1,911	206	10.8	132	6.9	74	3.9
Howard	1,585	172	10.9	52	3.3	120	7.6
Sixth Circuit	7,806	214	2.7	98	1.2	116	1.6
Frederick	2,011	28	1.4	18	1.0	10	0.5
Montgomery	5,795	186	3.2	80	1.4	106	1.8
Seventh Circuit	10,835	196	1.8	33	0.3	163	1.5
Calvert	451	15	3.3	7	1.5	8	1.8
Charles	1,616	30	1.9	12	0.7	18	1.1
Prince George's	8,073	123	1.5	10	0.1	113	1.4
St. Mary's	695	28	4.0	4	0.6	24	3.5
Eighth Circuit	24,156	375	1.5	106	0.4	269	1.1
Baltimore City	24,156	375	1.5	106	0.4	269	1.1
STATE	71,368	2,808	4.1	1,669	2.4	1,139	1.6

NOTE: See note on Table CC-13.

TABLE CC-20
POPULATION IN RELATION TO CIRCUIT COURT CASELOAD
JULY 1, 2002 - JUNE 30, 2003
FISCAL YEAR 2003

	Population*	POPULATION AND CASELOAD PER CIRCUIT COURT JUDGE						CASES FILED IN THE CIRCUIT COURT PER THOUSAND POPULATION			RATIO OF JURY TRIALS TO POPULATION	
		No. of Judges	Population Per Judge	Cases Filed Per Judge		Cases Terminated Per Judge		Civil **	Criminal	Total	No. of Jury Trials	Per 1000 Population
				Civil **	Criminal	Civil **	Criminal					
First Circuit												
Dorchester	30,500	1.0	30,500	1,559	693	1,437	697	51	23	74	19	0.62
Somerset	25,700	1.0	25,700	1,513	352	1,360	357	59	14	73	6	0.23
Wicomico	87,200	3.0	29,067	1,303	833	1,161	766	45	29	74	71	0.81
Worcester	49,600	2.0	24,800	1,622	708	1,403	673	65	29	94	27	0.54
Second Circuit												
Caroline	30,600	1.0	30,600	1,496	331	1,073	320	49	11	60	17	0.56
Cecil	92,300	3.0	30,767	1,730	654	1,497	501	56	21	77	53	0.57
Kent	19,700	1.0	19,700	813	274	757	273	41	14	55	13	0.66
Queen Anne's	43,700	1.0	43,700	1,239	249	1,145	237	28	6	34	25	0.57
Talbot	34,500	1.0	34,500	1,538	436	953	407	45	13	58	44	1.28
Third Circuit												
Baltimore	776,000	16.0	48,500	1,464	412	1,284	396	30	8	38	272	0.35
Harford	230,600	5.0	46,120	1,485	507	977	412	32	11	43	100	0.43
Fourth Circuit												
Allegany	74,000	2.0	37,000	1,467	314	1,393	360	40	8	48	53	0.72
Garrett	29,900	1.0	29,900	917	160	825	165	31	5	36	17	0.57
Washington	135,100	4.0	33,775	1,653	723	1,479	649	49	21	70	97	0.72
Fifth Circuit												
Anne Arundel	509,700	10.0	50,970	1,609	635	1,456	276	32	12	44	181	0.35
Carroll	161,700	3.0	53,900	1,702	747	1,636	637	32	14	46	100	0.62
Howard	266,300	5.0	53,260	1,035	414	932	317	19	8	27	166	0.62
Sixth Circuit												
Frederick	214,300	4.0	53,575	1,509	612	1,229	503	28	11	39	32	0.15
Montgomery	924,000	20.0	46,200	1,793	2,770	1,784	2,900	39	60	99	273	0.30
Seventh Circuit												
Calvert	83,300	2.0	41,650	1,851	225	1,530	226	44	5	49	23	0.28
Charles	132,100	4.0	33,025	1,576	447	1,423	404	48	14	62	68	0.51
Prince George's	843,700	23.0	36,683	1,348	385	1,281	351	37	10	47	277	0.33
St. Mary's	91,400	3.0	30,467	1,025	214	927	232	34	7	41	37	0.40
Eighth Circuit												
Baltimore City	633,100	30.0	21,103	2,902	1,781	2,398	1,725	137	84	221	489	0.77
STATE	5,519,000	146.0	37,801	1,637	682	1,463	637	43	18	61	2,460	0.44

*Population estimate for July 1, 2003, issued by the Maryland Center for Health Statistics.

**Civil includes civil-general, civil-family and juvenile.

TABLE CC-21					
TOTAL CASES PENDING IN THE CIRCUIT COURTS					
FISCAL YEAR 2003					
	Civil - General	Civil - Family	Juvenile	Criminal	Total
First Circuit	564	3,629	257	2,278	6,728
Dorchester	79	478	13	328	898
Somerset	70	482	48	203	803
Wicomico	178	1,434	144	938	2,694
Worcester	237	1,235	52	809	2,333
Second Circuit	803	4,399	521	3,149	8,872
Caroline	117	854	144	275	1,390
Cecil	471	2,330	261	2,328	5,390
Kent	54	282	29	207	572
Queen Anne's	57	426	49	109	641
Talbot	104	507	38	230	879
Third Circuit	4,508	18,576	4,251	9,495	36,830
Baltimore	3,711	13,142	3,464	6,596	26,913
Harford	797	5,434	787	2,899	9,917
Fourth Circuit	602	3,998	381	1,497	6,478
Allegany	184	1,024	118	210	1,536
Garrett	63	370	90	91	614
Washington	355	2,604	173	1,196	4,328
Fifth Circuit	2,656	15,528	2,341	8,361	28,886
Anne Arundel	1,290	10,494	1,098	4,677	17,559
Carroll	413	1,916	383	1,788	4,500
Howard	953	3,118	860	1,896	6,827
Sixth Circuit	5,910	10,621	1,254	4,633	22,418
Frederick	595	3,654	264	1,828	6,341
Montgomery	5,315	6,967	990	2,805	16,077
Seventh Circuit	4,278	22,635	2,055	12,141	41,109
Calvert	138	1,432	257	250	2,077
Charles	520	2,775	276	1,660	5,231
Prince George's	3,449	17,211	1,400	9,985	32,045
St. Mary's	171	1,217	122	246	1,756
Eighth Circuit	11,249	13,534	18,947	25,652	69,382
Baltimore City	11,249	13,534	18,947	25,652	69,382
STATE	30,570	92,920	30,007	67,206	220,703

THE DISTRICT COURT

The District Court of Maryland is a statewide court with 34 locations in 12 districts. Its 1,300 employees, including 106 judges handle more than two million cases per year.

The District Court presides over a wide variety of cases, including landlord-tenant disputes, replevin claims which seek the return of goods or property, motor vehicle cases, civil lawsuits, domestic violence actions, criminal misdemeanors, certain felonies, and bail and preliminary hearings. Every crime charged in Maryland begins with a review by a District Court commissioner. Commissioners are available to the public twenty-four hours per day, seven days per week.

Because of its broad jurisdiction, tens of thousands of citizens come in contact with the District Court of Maryland every day. Many individuals choose to represent themselves. To assist the pro se litigant, the District Court places considerable emphasis on providing communication with its public, both in and out of the courtroom.

The District Court does not conduct jury trials; a person entitled to and electing a jury trial has the case heard in Circuit Court.

Organization of District Court

The Chief Judge is the administrative head of the Court and appoints administrative judges for each of the twelve districts. The chief judge also appoints a chief clerk, administrative clerks for each district, and all commissioners.

Located in Annapolis, District Court Headquarters provides

centralized services to assure court locations statewide apply policies and procedures consistently and function at maximum efficiency. Headquarters has five divisions:

*Administrative Services, responsible for maintaining effective communication with external customers;

*Engineering and Central Services, responsible for court facilities;

*Finance, responsible for budget, accounting and processing payable traffic citations;

*Operations, responsible for technical support; and

*Coordinator of Commissioner Activity Office, responsible for administering 250 commissioners in multiple locations throughout the State.

Fiscal Year 2003 Highlights

E-Filing

In the coming year, the District Court will implement a pilot program involving the electronic filing of pleadings and papers in landlord-tenant actions in Prince George's County. The pilot project will allow the Court to compare, in very concrete terms, the benefits and challenges of converting a manual system to an electronic one. Given the high volume (over half a million cases statewide a year) and mandated quick turnarounds (trial must be held

within five days), the Court is hopeful that such a system will prove beneficial.

District Court Intranet

The District Court Intranet went on-line in July 2003. District CourtNet provides judges and court staff with instant access to court manuals, forms, judicial opinions, event meetings and schedules, procedures, and a host of other valuable information. Although CourtNet has been operational for less than a year, it has proven to be a beneficial and cost-effective tool, designed to improve the efficiencies of the Court in areas such as communication, printing, form distribution, and warehousing.

Improved Small Claims Process

The amount of a civil action subject to relaxed rules of evidence as a small claim was changed from \$2,500 to \$5,000 by a new law, effective October 1. Coinciding with the change in the law, the District Court streamlined the filing process by posting forms on-line and improving the notification process.

Digital Recordings Savings Realized

The District Court is a court of record, meaning that all proceedings are recorded. In the early part of 2001, the District Court began replacing its high maintenance, low quality and very frustrating cassette recording system

The District Court

with a digital one.

All courts were fully operational this past year with a high quality digital recording system, where all proceedings are recorded on a CD-ROM. The system saved the Court approximately \$500,000 last year.

National Recognition

The District Court received the John Neufeld Court Achievement Award from the Mid-Atlantic Association of Court Managers (MAACM). The award recognized the District Court's "Excellence in Public Service Initiative, a statewide program designed to improve citizens' access to and understanding about the District Court through improved public information materials and enhanced customer service skills on the part of its employees.

Commissioners Issue Peace and Protective Orders

District Court commissioners were granted civil authority by legislation that became effective December 18, 2002, to accept petitions for emergency interim orders and provide emergency relief when the Court is closed on evenings, weekends and holidays. The orders may grant immediate relief in the form of temporary child custody and vacate orders, where the respondent is ordered to leave the residence until the case can be heard by a judge. From December 18, 2002, to June 30, 2003, commissioners accepted 5,573 petitions and granted 3,408 Interim Protective Orders and 1,534 Interim Peace Orders. The volume of petitions continues to grow each

month. This work is in addition to the Commissioners' criminal work responsibilities, which include issuing Statement of Charges, conducting hearings to determine pre-trial release, and accepting bonds.

Statistical Overview

In Fiscal Year 2003, the District Court experienced an overall increase in case filings of 4.6% over the previous fiscal year. With a total of 2,179,114 cases filed in Fiscal Year 2002 and 2,279,506 in Fiscal Year 2003, the rate of cases filed per 1,000 population rose from 399 to 413 during the two-year period. Though expected, the increase was slightly higher than the District Court's projection at the end of Fiscal Year 2002. While case filing trends generally follow the long-recognized, positive correlation between population and case filings, there are a number of mitigating factors which influence the Court's caseload. Those include enforcement programs, socioeconomic conditions, new legislation, and even the weather. Where it appears any of those factors were instrumental, they are noted below in the discussion of individual case types.

One caveat to the following discussion of trends in the various case types is that both filing and termination figures were reported for the three major case types beginning in Fiscal Year 2002. Starting last year, those case types included figures for sub case types not previously reported (e.g., motor vehicle cases now include requests for trials on parking and red light citations, Mass Transit Administration cases, etc.). Where

long-term comparisons are discussed below, figures for previous years were calculated on the same basis, and those figures are not necessarily the ones published in the accompanying tables.

Criminal Cases

The District Court observed a slight drop (1.2 percent) in criminal case filings between Fiscal Year 2002 and Fiscal Year 2003. The actual change in filings was a decrease of 2,342. It appears that the slight decrease might be attributable to the inclement weather during the winter months. In Fiscal Year 2003, the average number of cases filed monthly was 15,696. In February 2003, the number of criminal cases filed was 11,737. During the subsequent months of March through June 2003, criminal case filings exceeded by almost 4,000 the number filed during those same months in 2002.

The long-term trends provide interesting figures as well. Over the past 10 years, the number of criminal cases filed and terminated has steadily risen, with increases of 11.4 percent and 12.6 percent, respectively. The increases are similar to that found in the statewide population, which experienced a ten-year rise of 9.9 percent. However, a five-year comparison shows a seemingly contradictory trend: between Fiscal Year 1999 and Fiscal Year 2003, there was a 10.1 percent decline in cases filed and a 13.2 percent decline in cases terminated. The contrasting five-year and ten-year trends are explained by the fact that five years ago, in Fiscal Year 1999,

the State recorded the highest number of criminal case filings in District Court history, while subsequent years have seen a return to a more predictable level.

The five largest jurisdictions have traditionally accounted for the major percentage of criminal case filings. That was the case during Fiscal Year 2003 as well, when those jurisdictions recorded approximately 72.2 percent of the criminal cases reported statewide. Those same jurisdictions (Anne Arundel, Baltimore, Montgomery, and Prince George's Counties and Baltimore City) comprise nearly 67 percent of the State's population. Baltimore City continued to report the greatest number of criminal filings, accounting for approximately 38.7 percent. That figure represents 121 criminal cases filed per 1,000 population. Comparatively, the ratio of filings to population ranged from a low of 14 filings per 1,000 population in Montgomery County, to a high of 27 filings per 1,000 population in Anne Arundel County. Statewide, in Fiscal Year 2003, there were 36 criminal filings per 1,000 population.

Based on the long-term trend discussed above, as well as the last quarter of Fiscal Year 2003, the District Court anticipates a slight to moderate rise in criminal case filings during Fiscal Year 2004.

Motor Vehicle Cases

There was a 4.1 percent rise in the number of motor vehicle cases filed over the last two years. Comparatively, motor vehicle filings have risen nearly 44 percent over the last ten years. That rather significant increase can, in part, be

attributed to unusually low number of citations recorded during Fiscal Years 1993 and 1994. A more recent five-year trend analysis indicated a slight decrease of 2.5 percent in motor vehicle case filings.

The five largest jurisdictions accounted for nearly 61 percent of the motor vehicle cases filed during Fiscal Year 2003. Montgomery County recorded the greatest percentage of cases with 14 percent, followed by Baltimore City with 13.4 percent and Baltimore County with 13 percent. Prince George's and Anne Arundel Counties accounted for 12 percent and 8.4 percent of the motor vehicle caseload, respectively. Statewide, there were 208 motor vehicle cases filed per 1,000 population, with Garrett County recording the highest number of cases per 1,000 population (640 filings) and Carroll County recording the lowest with 116 filings per 1,000 population.

The number of citations issued under Transportation Article Sec. 21-902 (driving while intoxicated and related offenses) significantly increased for the second consecutive year. Statewide, 65,627 citations were issued, compared to 55,994 in the previous year, a 17.2 percent increase. A similar increase of 16.7 percent, from 82,121 in Fiscal Year 2002, to 95,851 in Fiscal Year 2003, was realized in other citations that carry a possible jail term. Sec. 21-902 cases accounted for 5.5 percent of all motor vehicle case filings, while the other citations with possible jail time accounted for 8 percent.

Given the present enforcement policies and the long-term trend,

which depicts a future increase in motor vehicle cases, it is anticipated that an increase similar to that experienced over the last two years will continue to be realized in the coming years.

Civil Cases

Civil filings (not including landlord-tenant) have steadily risen over the last ten years. The Court experienced increases of 5.5 percent over the past 10 years, 10.6 percent over the past five years, and 7.6 percent over the past two years. A total of 354,698 civil cases was filed in Fiscal Year 2003, representing 64 filings per 1,000 population statewide. Wicomico County reported the highest number of filings per 1,000 population with 114, while Carroll County reported the lowest number of filings per 1,000 population with 21 filings.

The five largest jurisdictions accounted for 73.5 percent of the civil complaints, with the greatest percentage recorded by Baltimore City (19.6 percent), followed by Prince George's County with 17.9 percent. Baltimore and Montgomery Counties accounted for 17 percent and 11.4 percent, respectively, while approximately 7.5 percent of the civil caseload was reported by Anne Arundel County.

The civil case type includes domestic violence and peace order cases. Statewide, in Fiscal Year 2003, the aforementioned cases accounted for 9.8 percent of the civil caseload (excluding landlord-tenant cases). There was a significant rise in domestic violence and peace order filings over the last four years (48.5 percent). Similarly, an increase of 16 percent, or 4,677

The District Court

case filings, was realized over the last two years.

Given the current trend, the District Court anticipates a moderate growth in civil cases, while domestic violence and peace order filings are expected to increase more significantly. The latter is partly due to the expanded accessibility to the Court.

Landlord-Tenant Cases

Over the last two years, the number of landlord-tenant cases increased 6 percent. There were

528,583 landlord-tenant cases filed during Fiscal Year 2003, representing 96 filings per 1,000 population. That increase is in contrast to the five and ten-year trends. Over the last five years, the Court recorded a 7.2 percent decrease in landlord-tenant filings. Likewise, a 7.4 percent decrease was recorded over the last ten years.

The five largest jurisdictions accounted for 87.9 percent of the landlord-tenant cases filed state-wide during Fiscal Year 2003. Baltimore City reported the greatest

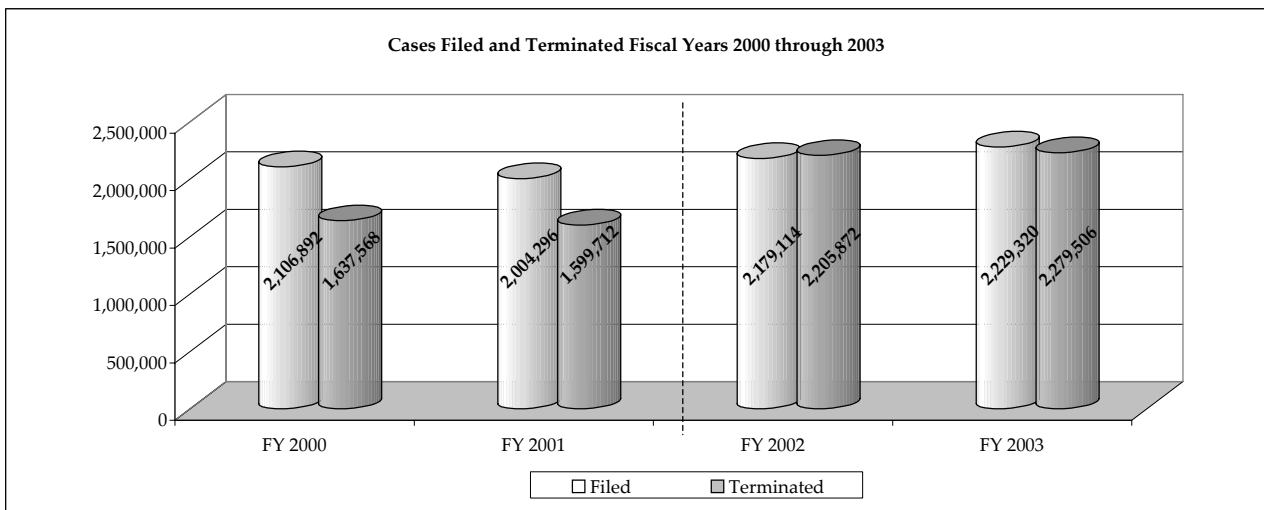
percentage of cases with 29.4 percent of the landlord-tenant caseload, followed by Baltimore County with 23.5 percent and Prince George's County with 22.7 percent. Montgomery and Anne Arundel Counties reported 7.2 percent and 5.2 percent, respectively.

The District Court projects that the number of landlord-tenant filings will remain over the half million mark for Fiscal Year 2004.

DC-1
Four-Year Comparative Table:
Motor Vehicle, Criminal and Civil Cases*
Filed and Terminated in the District Court of Maryland
Fiscal Years 2000 through 2003

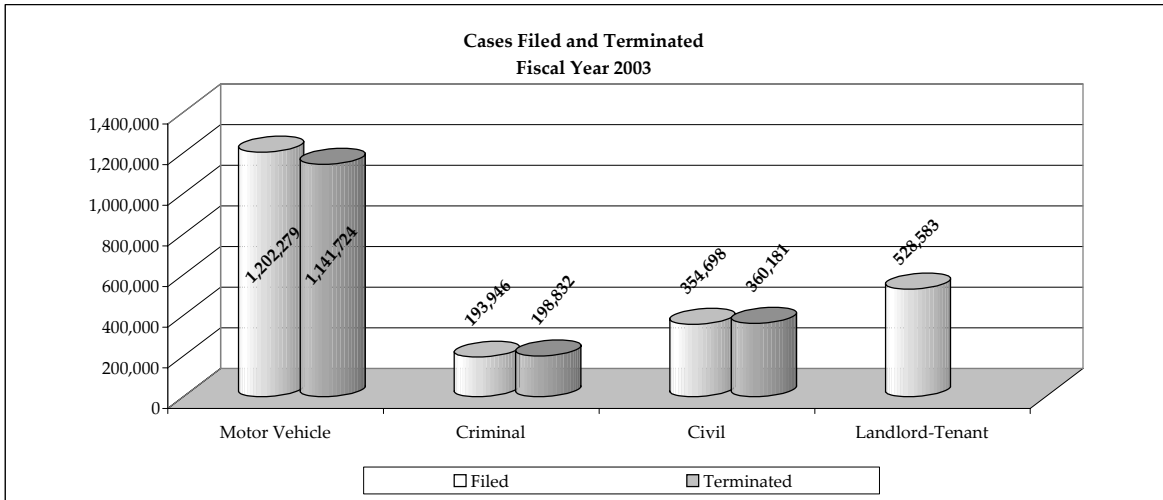
	FY 2000		FY 2001		FY 2002		FY 2003	
	Filed	Terminated	Filed	Terminated	Filed	Terminated	Filed	Terminated
District 1								
Baltimore City	399,790	284,966	379,541	249,621	435,739	424,989	461,305	450,297
District 2								
Dorchester	14,045	13,283	15,225	13,192	15,990	16,048	14,743	14,824
Somerset	16,006	14,485	16,055	15,238	15,962	15,792	14,666	13,814
Wicomico	45,387	41,451	43,661	36,862	49,458	48,109	47,130	46,861
Worcester	30,493	31,354	29,243	29,651	35,075	33,037	37,616	36,933
District 3								
Caroline	10,208	7,341	10,237	8,291	10,815	10,835	11,396	10,873
Cecil	42,737	37,552	45,648	40,418	45,571	44,763	45,004	42,379
Kent	7,853	15,243	8,490	16,778	8,964	9,339	8,374	7,698
Queen Anne's	14,227	17,019	18,430	17,206	18,324	19,045	21,171	20,384
Talbot	16,761	9,976	18,297	9,663	17,889	18,619	19,245	18,771
District 4								
Calvert	21,851	19,778	21,641	22,337	24,514	25,143	23,435	23,301
Charles	38,561	37,800	38,215	40,827	41,582	41,157	46,340	43,353
St. Mary's	30,886	26,930	28,007	26,074	23,156	25,432	24,194	23,680
District 5								
Prince George's	386,369	237,832	312,282	228,284	320,944	333,464	348,376	346,413
District 6								
Montgomery	234,570	199,492	232,288	205,536	266,145	277,685	259,553	263,759
District 7								
Anne Arundel	162,552	145,974	157,361	140,226	159,856	167,992	169,103	162,365
District 8								
Baltimore County	337,752	226,649	326,709	225,914	347,538	357,225	358,983	348,001
District 9								
Harford	61,118	50,946	60,275	52,170	64,493	64,157	73,356	69,920
District 10								
Carroll	39,358	37,200	39,620	38,431	38,314	39,208	42,248	41,169
Howard	78,221	72,004	80,402	70,287	90,336	88,391	93,043	90,459
District 11								
Frederick	45,694	42,959	54,165	49,148	63,086	61,776	65,035	63,458
Washington	40,093	35,023	37,803	31,635	44,193	43,729	47,183	45,087
District 12								
Allegany	19,330	20,242	17,134	19,103	21,689	21,749	26,317	25,199
Garrett	13,030	12,069	13,567	12,820	19,481	18,188	21,690	20,322
Statewide	2,106,892	1,637,568	2,004,296	1,599,712	2,179,114	2,205,872	2,279,506	2,229,320

*As of FY 2002, both filed and terminated figures reported for all major case categories. Figures for FY 2002 and later include case types not previously reported in the statistical abstract. See tables for the major case categories for information on case types included.



DC-2							
Motor Vehicle, Criminal and Civil Cases Filed and Terminated in the District Court of Maryland Fiscal Year 2003							
	Motor Vehicle		Criminal		Civil		Landlord-Tenant
	Filed	Terminated	Filed	Terminated	Filed	Terminated	Filed*
District 1							
Baltimore City	161,404	150,062	75,117	73,657	69,416	71,210	155,368
District 2							
Dorchester	9,326	9,313	1,354	1,494	2,399	2,353	1,664
Somerset	10,443	9,691	1,048	991	2,227	2,184	948
Wicomico	25,827	24,933	3,321	3,405	9,928	10,469	8,054
Worcester	25,196	24,296	5,910	5,725	5,635	6,037	875
District 3							
Caroline	7,479	6,942	1,239	1,408	1,964	1,809	714
Cecil	33,972	31,448	3,215	3,190	4,080	4,004	3,737
Kent	5,750	5,219	728	692	1,503	1,394	393
Queen Anne's	17,538	16,610	1,191	1,427	1,990	1,895	452
Talbot	15,190	14,632	1,292	1,463	2,027	1,940	736
District 4							
Calvert	16,197	16,153	2,360	2,497	3,658	3,431	1,220
Charles	31,929	29,591	4,316	4,491	7,167	6,343	2,928
St. Mary's	14,973	14,573	2,809	2,837	3,378	3,236	3,034
District 5							
Prince George's	144,609	131,882	20,189	21,604	63,654	73,003	119,924
District 6							
Montgomery	168,780	165,927	12,446	14,760	40,414	45,159	37,913
District 7							
Anne Arundel	101,295	97,064	13,634	13,008	26,639	24,758	27,535
District 8							
Baltimore County	156,014	150,529	18,565	19,194	60,451	54,325	123,953
District 9							
Harford	47,186	43,591	4,761	5,139	10,320	10,101	11,089
District 10							
Carroll	30,991	29,881	3,540	3,930	5,605	5,246	2,112
Howard	66,704	63,539	3,983	4,658	9,737	9,643	12,619
District 11							
Frederick	47,824	46,374	3,890	4,071	7,732	7,424	5,589
Washington	28,124	26,117	4,471	4,472	7,897	7,807	6,691
District 12							
Allegany	16,394	15,614	3,343	3,495	5,625	5,135	955
Garrett	19,134	17,743	1,224	1,224	1,252	1,275	80
Statewide	1,202,279	1,141,724	193,946	198,832	354,698	360,181	528,583

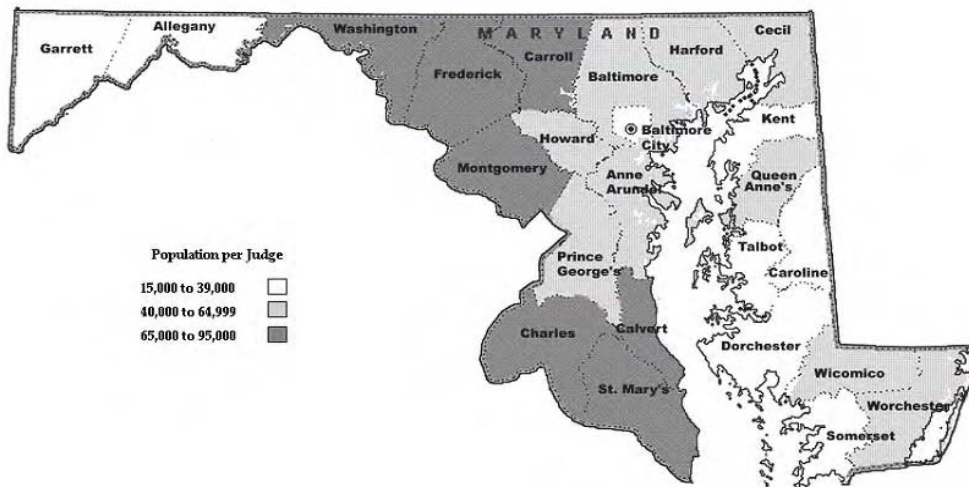
*Landlord-Tenant termination figures are not available.



DC-3										
Population and Cases Filed and Terminated										
Per District Court Judge										
During Fiscal Year 2003										
	Number of Judges	Population Per Judge	Motor Vehicle		Criminal		Civil		Total	
			Filed	Terminated	Filed	Terminated	Filed	Terminated	Filed	Terminated
District 1										
Baltimore City	26	24,350	6,208	5,772	2,889	2,833	8,646	8,715	17,743	17,319
District 2										
Dorchester	1	30,500	9,326	9,313	1,354	1,494	4,063	4,017	14,743	14,824
Somerset	1	25,700	10,443	9,691	1,048	991	3,175	3,132	14,666	13,814
Wicomico	2	43,600	12,914	12,467	1,661	1,703	8,991	9,262	23,565	23,431
Worcester	1	49,600	25,196	24,296	5,910	5,725	6,510	6,912	37,616	36,933
District 3										
Caroline	1	30,600	7,479	6,942	1,239	1,408	2,678	2,523	11,396	10,873
Cecil	2	46,150	16,986	15,724	1,608	1,595	3,909	3,871	22,502	21,190
Kent	1	19,700	5,750	5,219	728	692	1,896	1,787	8,374	7,698
Queen Anne's	1	43,700	17,538	16,610	1,191	1,427	2,442	2,347	21,171	20,384
Talbot	1	34,500	15,190	14,632	1,292	1,463	2,763	2,676	19,245	18,771
District 4										
Calvert	1	83,300	16,197	16,153	2,360	2,497	4,878	4,651	23,435	23,301
Charles	2	66,050	15,965	14,796	2,158	2,246	5,048	4,636	23,170	21,677
St. Mary's	1	91,400	14,973	14,573	2,809	2,837	6,412	6,270	24,194	23,680
District 5										
Prince George's	13	64,900	11,124	10,145	1,553	1,662	14,121	14,841	26,798	26,647
District 6										
Montgomery	11	84,000	15,344	15,084	1,131	1,342	7,121	7,552	23,596	23,978
District 7										
Anne Arundel	9	56,633	11,255	10,785	1,515	1,445	6,019	5,810	18,789	18,041
District 8										
Baltimore County	13	59,692	12,001	11,579	1,428	1,476	14,185	13,714	27,614	26,769
District 9										
Harford	4	57,650	11,797	10,898	1,190	1,285	5,352	5,298	18,339	17,480
District 10										
Carroll	2	80,850	15,496	14,941	1,770	1,965	3,859	3,679	21,124	20,585
Howard	5	53,260	13,341	12,708	797	932	4,471	4,452	18,609	18,092
District 11										
Frederick	3	71,433	15,941	15,458	1,297	1,357	4,440	4,338	21,678	21,153
Washington	2	67,550	14,062	13,059	2,236	2,236	7,294	7,249	23,592	22,544
District 12										
Allegany	2	37,000	8,197	7,807	1,672	1,748	3,290	3,045	13,159	12,600
Garrett	1	29,900	19,134	17,743	1,224	1,224	1,332	1,355	21,690	20,322
Statewide	106	52,066	11,342	10,771	1,830	1,876	8,333	8,385	21,505	21,031

*Chief Judge of District Court not included in statistics. Number of judges (positions) as of June 30, 2003.

**Population estimates for July 1, 2003, issued by the State of Maryland Division of Health Statistics, Vital Statistics Administration, Department of Health and Mental Hygiene



**Motor Vehicle, Criminal, and Civil Cases Filed and Processed in the District Court of Maryland
Fiscal Year 2003**

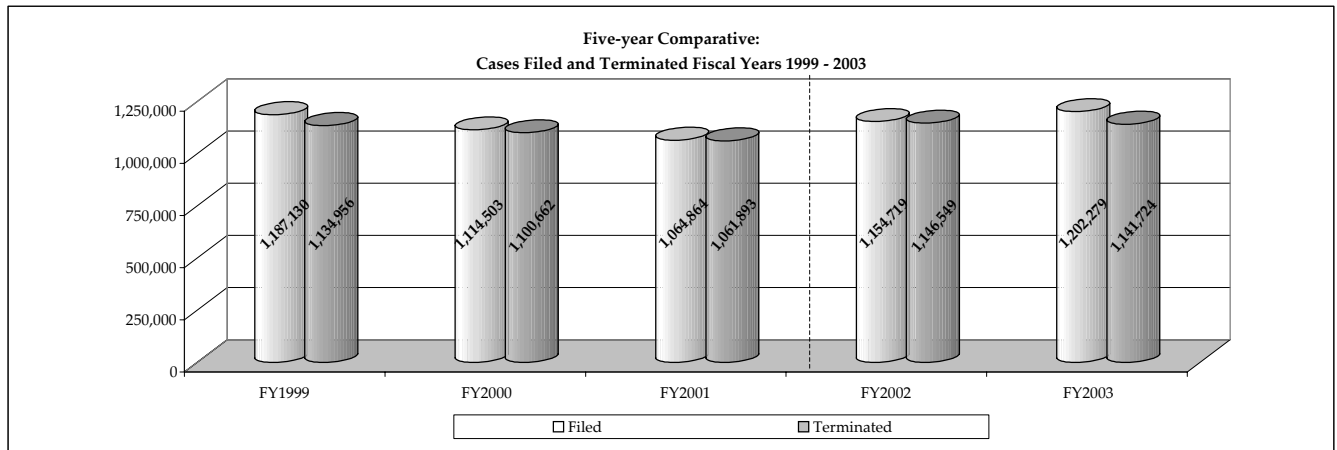
	Motor Vehicle								Criminal		Civil					Total Cases Filed		
	Payable, Must Appear and Sec. 21-902				Other Cases		Total Cases Filed	Total Cases Terminated	Cases Filed	Cases Terminated	Landlord-Tenant		Contract and Tort		Total			
	Cases Filed	Cases Tried	Cases Paid	Other Dispositions	Cases Filed	Cases Terminated					Filed	Contested	Filed	Contested	Other Complaints Filed		Filed	Contested
District 1																		
Baltimore City	144,113	48,253	63,550	20,017	17,291	18,242	161,404	150,062	75,117	73,657	155,368	8,751	54,814	11,673	14,602	224,784	20,424	461,305
District 2																		
Dorchester	9,002	2,299	5,406	1,304	324	304	9,326	9,313	1,354	1,494	1,664	157	1,749	173	650	4,063	330	14,743
Somerset	10,204	1,334	6,986	1,159	239	212	10,443	9,691	1,048	991	948	97	1,828	147	399	3,175	244	14,666
Wicomico	25,532	4,482	15,261	4,879	295	311	25,827	24,933	3,321	3,405	8,054	605	7,067	647	2,861	17,982	1,252	47,130
Worcester	24,597	4,388	13,807	5,475	599	626	25,196	24,296	5,910	5,725	875	124	2,807	415	2,828	6,510	539	37,616
District 3																		
Caroline	7,358	2,115	3,763	941	121	123	7,479	6,942	1,239	1,408	714	80	1,454	180	510	2,678	260	11,396
Cecil	33,637	5,412	20,800	4,895	335	341	33,972	31,448	3,215	3,190	3,737	241	3,095	474	985	7,817	715	45,004
Kent	5,517	1,080	3,058	848	233	233	5,750	5,219	728	692	393	56	1,137	105	366	1,896	161	8,374
Queen Anne's	17,138	4,482	8,526	3,215	400	387	17,538	16,610	1,191	1,427	452	73	1,491	228	499	2,442	301	21,171
Talbot	14,924	4,923	7,483	1,930	266	296	15,190	14,632	1,292	1,463	736	106	1,442	255	585	2,763	361	19,245
District 4																		
Calvert	15,837	4,329	6,899	4,570	360	355	16,197	16,153	2,360	2,497	1,220	110	2,681	424	977	4,878	534	23,435
Charles	31,617	7,777	14,515	6,957	312	342	31,929	29,591	4,316	4,491	2,928	337	5,435	806	1,732	10,095	1,143	46,340
St. Mary's	14,654	1,424	7,373	5,470	319	306	14,973	14,573	2,809	2,837	3,034	181	2,382	395	996	6,412	576	24,194
District 5																		
Prince George's	138,104	32,073	56,727	36,575	6,505	6,507	144,609	131,882	20,189	21,604	119,924	7,960	48,656	10,457	14,998	183,578	18,417	348,376
District 6																		
Montgomery	160,528	44,658	89,725	23,290	8,252	8,254	168,780	165,927	12,446	14,760	37,913	1,680	30,436	6,999	9,978	78,327	8,679	259,553
District 7																		
Anne Arundel	99,875	28,560	45,819	21,190	1,420	1,495	101,295	97,064	13,634	13,008	27,535	1,380	19,429	3,798	7,210	54,174	5,178	169,103
District 8																		
Baltimore County	151,298	55,529	61,015	29,196	4,716	4,789	156,014	150,529	18,565	19,194	123,953	2,817	46,698	9,412	13,753	184,404	12,229	358,983
District 9																		
Harford	46,595	13,081	22,970	6,940	591	600	47,186	43,591	4,761	5,139	11,089	444	7,566	1,517	2,754	21,409	1,961	73,356
District 10																		
Carroll	30,829	9,299	14,808	5,600	162	174	30,991	29,881	3,540	3,930	2,112	209	4,103	697	1,502	7,717	906	42,248
Howard	64,724	17,175	34,280	10,082	1,980	2,002	66,704	63,539	3,983	4,658	12,619	568	7,183	1,831	2,554	22,356	2,399	93,043
District 11																		
Frederick	47,561	12,069	26,677	7,382	263	246	47,824	46,374	3,890	4,071	5,589	303	5,884	959	1,848	13,321	1,262	65,035
Washington	27,779	4,895	16,692	4,179	345	351	28,124	26,117	4,471	4,472	6,691	478	5,247	614	2,650	14,588	1,092	47,183
District 12																		
Allegany	16,106	2,701	9,747	2,867	288	299	16,394	15,614	3,343	3,495	955	258	3,714	355	1,911	6,580	613	26,317
Garrett	18,624	1,882	13,786	1,554	510	521	19,134	17,743	1,224	1,224	80	28	792	112	460	1,332	140	21,690
Statewide	1,156,153	314,220	569,673	210,515	46,126	47,316	1,202,279	1,141,724	193,946	198,832	528,583	27,043	267,090	52,673	87,608	883,281	79,716	2,279,506

DC-5

Five-year Comparative Table:
Motor Vehicle Cases* Filed and Terminated
in the District Court of Maryland
Fiscal Years 1999 through 2003

	FY 1999		FY 2000		FY 2001		FY 2002		FY 2003	
	Filed	Terminated	Filed	Terminated	Filed	Terminated	Filed	Terminated	Filed	Terminated
District 1										
Baltimore City	125,786	157,668	105,819	122,898	107,089	103,890	153,385	135,612	161,404	150,062
District 2										
Dorchester	10,488	10,539	8,955	9,005	10,531	9,358	10,744	10,503	9,326	9,313
Somerset	14,392	12,608	12,926	11,881	12,684	12,648	12,201	12,126	10,443	9,691
Wicomico	35,099	32,445	28,298	29,632	25,863	25,403	28,806	27,594	25,827	24,933
Worcester	23,881	21,751	22,377	21,408	20,220	19,801	23,469	21,897	25,196	24,296
District 3										
Caroline	7,439	6,289	6,785	6,583	7,057	6,760	7,259	7,115	7,479	6,942
Cecil	36,368	32,624	34,521	31,604	36,786	33,281	34,957	34,029	33,972	31,448
Kent	6,128	5,266	5,799	5,317	6,299	5,943	6,404	6,520	5,750	5,219
Queen Anne's	16,206	15,095	11,485	12,221	15,627	13,651	15,166	15,435	17,538	16,610
Talbot	13,059	12,970	12,850	12,793	14,703	13,229	14,071	14,357	15,190	14,632
District 4										
Calvert	15,085	13,734	15,904	14,030	16,149	16,514	17,273	17,857	16,197	16,153
Charles	35,282	28,486	27,115	28,626	26,515	30,286	28,910	27,683	31,929	29,591
St. Mary's	24,269	22,638	23,055	21,801	20,077	20,232	14,361	16,138	14,973	14,573
District 5										
Prince George's	189,721	159,235	180,486	164,910	126,888	144,658	123,337	130,358	144,609	131,882
District 6										
Montgomery	147,808	133,968	143,965	140,345	153,768	149,900	178,205	171,594	168,780	165,927
District 7										
Anne Arundel	113,936	108,025	107,383	107,183	101,591	102,626	96,139	104,327	101,295	97,064
District 8										
Baltimore County	157,621	153,497	161,097	156,854	149,810	150,107	157,881	165,898	156,014	150,529
District 9										
Harford	38,415	35,108	39,858	38,571	39,342	37,566	39,369	38,596	47,186	43,591
District 10										
Carroll	29,575	27,400	29,932	28,812	30,149	29,883	27,618	28,546	30,991	29,881
Howard	61,062	63,164	56,108	58,726	59,009	56,632	65,648	63,427	66,704	63,539
District 11										
Frederick	35,458	35,245	31,472	31,640	39,744	37,411	45,605	44,348	47,824	46,374
Washington	25,824	23,948	25,062	23,710	21,731	20,224	24,021	24,066	28,124	26,117
District 12										
Allegany	14,179	13,343	12,244	12,154	11,432	11,144	12,841	12,650	16,394	15,614
Garrett	10,049	9,910	11,007	9,958	11,800	10,746	17,049	15,873	19,134	17,743
Statewide	1,187,130	1,134,956	1,114,503	1,100,662	1,064,864	1,061,893	1,154,719	1,146,549	1,202,279	1,141,724

*Traffic case counts include citations issued under the Maryland Transportation Article; parking and red light citation requests for trials; Department of Natural Resources cases; and Mass Transit Administration citations. Prior to FY 2002, case counts included only citations issued under the Maryland Transportation Article.

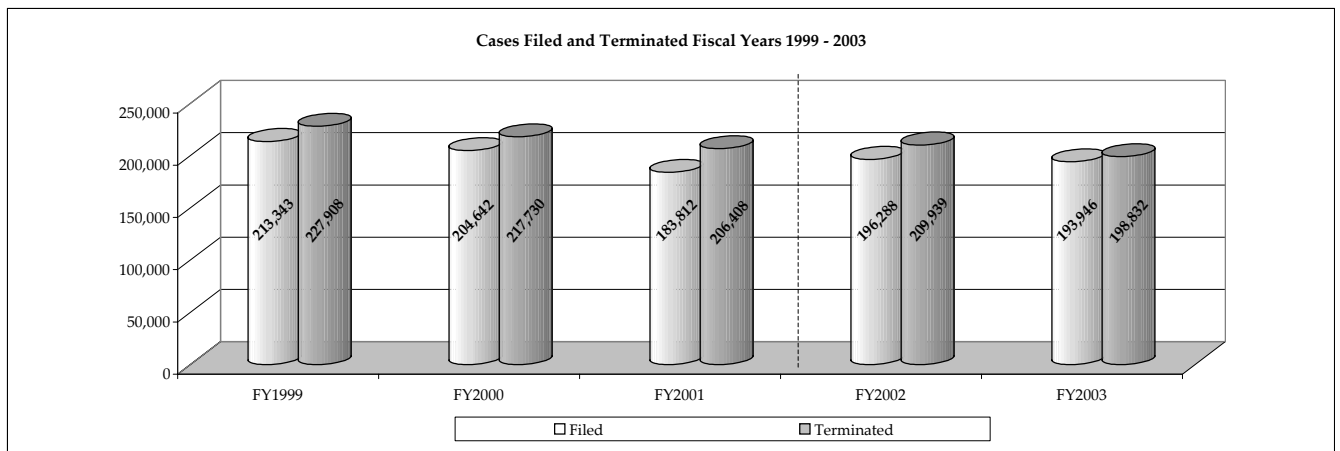


DC-6

Five-year Comparative Table:
Criminal Cases Filed and Terminated
in the District Court of Maryland
Fiscal Years 1999 through 2003

	FY 1999		FY 2000		FY 2001		FY 2002		FY 2003	
	Filed	Terminated	Filed	Terminated	Filed	Terminated	Filed	Terminated	Filed	Terminated
District 1										
Baltimore City	86,964	97,584	80,589	85,531	65,959	72,476	76,406	78,309	75,117	73,657
District 2										
Dorchester	1,349	1,399	1,215	1,401	1,235	1,267	1,409	1,525	1,354	1,494
Somerset	1,079	981	1,033	1,090	1,059	1,044	974	965	1,048	991
Wicomico	2,740	2,824	3,226	3,479	3,258	3,573	3,221	3,484	3,321	3,405
Worcester	4,928	4,961	4,347	4,613	5,264	4,617	5,704	5,673	5,910	5,725
District 3										
Caroline	1,293	1,363	1,208	1,431	1,139	1,263	1,160	1,251	1,239	1,408
Cecil	2,842	2,733	2,877	3,010	2,840	3,236	2,958	3,092	3,215	3,190
Kent	583	615	678	632	589	681	578	723	728	692
Queen Anne's	1,048	1,161	1,203	1,260	1,190	1,329	1,042	1,460	1,191	1,427
Talbot	1,324	1,511	1,391	1,486	1,343	1,566	1,192	1,498	1,292	1,463
District 4										
Calvert	2,438	2,312	2,828	2,505	2,619	3,055	2,531	2,937	2,360	2,497
Charles	4,257	3,964	4,365	3,992	4,442	4,850	4,007	4,858	4,316	4,491
St. Mary's	2,663	2,747	2,670	2,456	2,865	2,671	2,614	3,152	2,809	2,837
District 5										
Prince George's	26,303	25,801	24,741	24,991	21,017	25,166	22,104	24,139	20,189	21,604
District 6										
Montgomery	14,338	14,592	13,136	16,424	12,501	15,592	12,761	14,179	12,446	14,760
District 7										
Anne Arundel	14,084	14,941	13,996	14,556	12,892	14,001	13,514	14,110	13,634	13,008
District 8										
Baltimore County	22,095	24,161	21,076	23,682	19,090	23,663	18,758	21,330	18,565	19,194
District 9										
Harford	4,133	4,598	4,229	4,374	4,113	5,078	4,401	4,994	4,761	5,139
District 10										
Carroll	3,094	2,968	3,478	3,570	3,153	3,721	3,420	3,595	3,540	3,930
Howard	4,169	4,293	4,045	4,616	4,313	4,657	4,230	4,667	3,983	4,658
District 11										
Frederick	3,430	3,955	3,714	3,962	4,070	4,286	4,142	4,477	3,890	4,071
Washington	3,671	3,905	4,047	4,117	4,390	4,176	4,351	4,535	4,471	4,472
District 12										
Allegany	3,497	3,429	3,451	3,577	3,426	3,425	3,561	3,772	3,343	3,495
Garrett	1,021	1,110	1,099	975	1,045	1,015	1,250	1,214	1,224	1,224
Statewide	213,343	227,908	204,642	217,730	183,812	206,408	196,288	209,939	193,946	198,832

Note: Beginning in FY 2002, the number of criminal filings was reported. Also, the number of fugitive warrant cases was included in the case counts.



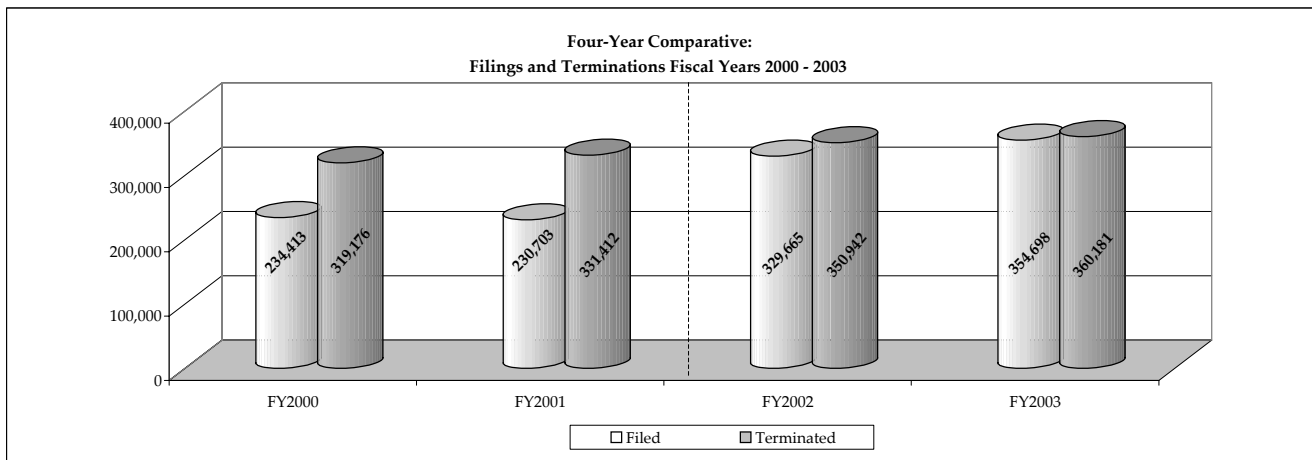
DC-7

Four-Year Comparative Table:
Civil Filings and Terminations*
in the District Court of Maryland
Fiscal Years 2000 through 2003

	FY 2000		FY 2001		FY 2002			FY 2003		
	Filed	Terminated	Filed	Terminated	Cases Filed	Complaints		Cases Filed	Complaints	
						Filed	Terminated		Filed	Terminated
District 1										
Baltimore City	50,240	76,537	47,704	73,255	58,725	63,669	68,789	60,229	69,416	71,210
District 2										
Dorchester	2,419	2,877	1,934	2,568	2,066	2,212	2,395	2,331	2,399	2,353
Somerset	1,177	1,514	1,322	1,546	1,720	1,853	1,767	1,921	2,227	2,184
Wicomico	5,561	8,340	5,959	7,886	8,333	8,943	8,543	9,274	9,928	10,469
Worcester	2,824	5,333	2,900	5,233	4,898	5,041	4,606	5,344	5,635	6,037
District 3										
Caroline	1,008	1,392	1,117	1,667	1,477	1,645	1,718	1,800	1,964	1,809
Cecil	2,154	2,938	2,450	3,901	3,810	4,139	4,125	3,722	4,080	4,004
Kent	1,222	1,762	1,230	1,798	1,402	1,471	1,585	1,430	1,503	1,394
Queen Anne's	1,806	2,740	1,530	2,411	1,571	1,733	1,767	1,779	1,990	1,895
Talbot	1,434	1,962	1,184	1,640	1,785	1,935	2,073	1,814	2,027	1,940
District 4										
Calvert	2,341	3,243	1,877	2,768	3,109	3,628	3,267	3,446	3,658	3,431
Charles	3,823	5,182	4,131	5,691	5,480	6,034	5,985	6,334	7,167	6,343
St. Mary's	1,991	2,673	2,149	3,171	3,000	3,267	3,228	3,159	3,378	3,236
District 5										
Prince George's	41,700	47,931	40,442	58,460	50,758	57,470	60,934	56,870	63,654	73,003
District 6										
Montgomery	32,428	42,723	29,230	40,044	37,832	40,390	57,123	35,958	40,414	45,159
District 7										
Anne Arundel	15,164	24,235	15,965	23,599	22,527	24,433	23,785	24,423	26,639	24,758
District 8										
Baltimore County	37,203	46,113	39,988	52,144	49,931	54,660	53,758	55,623	60,451	54,325
District 9										
Harford	6,567	8,001	6,629	9,526	8,950	9,980	9,824	9,226	10,320	10,101
District 10										
Carroll	3,715	4,818	3,690	4,827	5,005	5,269	5,060	5,280	5,605	5,246
Howard	5,890	8,662	5,761	8,998	8,093	9,128	8,967	8,608	9,737	9,643
District 11										
Frederick	5,128	7,357	5,161	7,451	7,157	7,848	7,460	7,102	7,732	7,424
Washington	5,059	7,196	5,458	7,235	8,771	9,379	8,686	7,403	7,897	7,807
District 12										
Allegany	2,721	4,511	2,276	4,534	4,139	4,441	4,481	5,341	5,625	5,135
Garrett	838	1,136	616	1,059	1,013	1,097	1,016	1,219	1,252	1,275
Statewide	234,413	319,176	230,703	331,412	301,552	329,665	350,942	319,636	354,698	360,181

*Excludes Landlord-Tenant cases.

Note: Starting in FY 2002, previously excluded civil case types were included in counts: civil citations, municipal infractions, forfeitures of contraband, injunctions and writs of possession. Also beginning with the FY 2002 report, terminations were reported. In order to compare terminations (judgments) with filings, the number of potential judgments ("complaints filed") is included. There is a "potential judgment" for each defendant in a case, and additional potential judgments when cross- and other claims are filed.

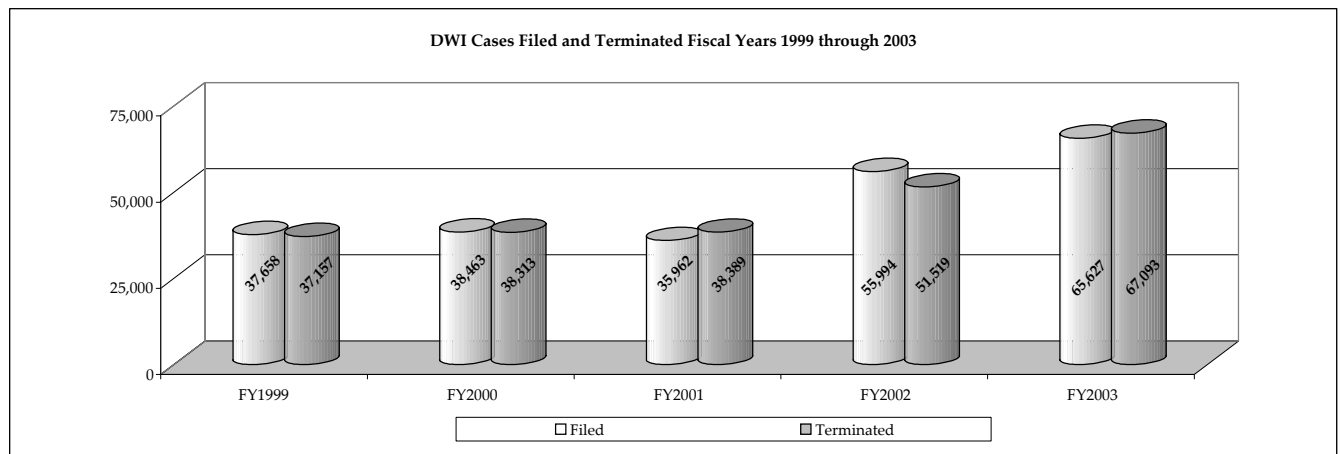


DC-8

Five-year Comparative Table:
DWI Cases* Filed and Terminated
in the District Court of Maryland
Fiscal Years 1999 through 2003

	FY 1999		FY 2000		FY 2001		FY 2002		FY 2003	
	Filed	Terminated	Filed	Terminated	Filed	Terminated	Filed	Terminated	Filed	Terminated
District 1										
Baltimore City	1,441	1,539	1,268	1,347	1,601	1,589	2,404	1,849	3,211	2,858
District 2										
Dorchester	251	289	178	196	211	190	379	314	506	469
Somerset	192	188	243	217	252	307	317	353	391	386
Wicomico	675	670	631	683	670	728	1,301	1,075	1,361	1,522
Worcester	1,009	989	977	1,082	816	849	1,606	1,258	2,228	2,258
District 3										
Caroline	207	209	222	210	206	253	383	307	429	416
Cecil	967	979	1,007	970	1,144	1,063	1,348	1,382	1,844	1,743
Kent	164	214	185	172	178	232	244	282	346	318
Queen Anne's	456	482	398	474	476	465	663	693	951	1,095
Talbot	347	352	329	364	383	369	652	640	934	854
District 4										
Calvert	666	585	1,009	704	874	914	1,794	1,444	2,157	2,210
Charles	1,172	823	1,229	1,073	1,082	1,400	2,334	2,051	2,433	2,740
St. Mary's	1,416	1,357	1,554	1,414	746	965	1,120	1,167	1,174	1,245
District 5										
Prince George's	5,452	5,052	4,827	4,652	4,320	4,383	4,097	4,183	4,901	4,769
District 6										
Montgomery	7,086	6,308	7,329	7,161	6,722	6,940	9,596	8,333	10,200	10,253
District 7										
Anne Arundel	6,534	6,685	7,150	6,671	6,905	7,028	6,920	8,196	7,241	7,122
District 8										
Baltimore Co.	2,958	2,996	3,043	3,132	2,930	3,565	5,635	5,386	7,075	7,666
District 9										
Harford	1,213	1,272	1,417	1,438	1,232	1,574	2,523	2,398	3,843	3,857
District 10										
Carroll	1,037	1,047	1,051	1,142	796	993	1,702	1,565	2,483	2,514
Howard	1,498	1,793	1,564	1,818	1,565	1,614	4,630	2,963	4,450	5,090
District 11										
Frederick	1,397	1,576	1,335	1,679	1,443	1,502	3,373	2,979	3,499	3,727
Washington	743	889	792	870	632	595	1,475	1,342	1,943	1,918
District 12										
Allegany	517	573	456	542	504	557	807	810	1,251	1,226
Garrett	260	290	269	302	274	314	691	549	776	837
Statewide	37,658	37,157	38,463	38,313	35,962	38,389	55,994	51,519	65,627	67,093

*Includes all citations issued under Maryland Transportation Article Sec. 21-902.



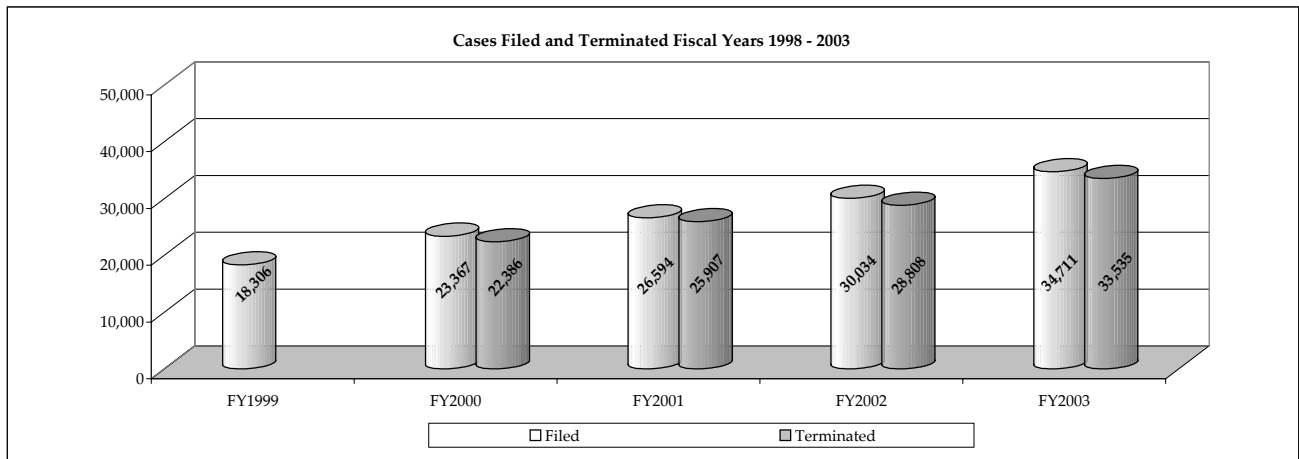
DC-9
Five-Year Comparative Table:
Domestic Violence and Peace Order Cases Filed and Terminated
in the District Court of Maryland
Fiscal Years 1998 through 2003

	FY 1999*	FY 2000		FY 2001		FY 2002		FY 2003	
	Filed	Filed	Terminated	Filed	Terminated	Filed	Terminated	Filed	Terminated
District 1									
Baltimore City	4,058	4,099	3,962	4,190	4,114	4,905	4,630	5,883	5,673
District 2									
Dorchester	120	167	178	175	171	190	184	207	198
Somerset	25	47	41	62	54	79	71	87	82
Wicomico	542	598	569	659	634	774	719	855	822
Worcester	104	247	234	225	222	247	233	278	262
District 3									
Caroline	112	130	123	162	156	134	131	195	187
Cecil	317	375	363	506	512	454	442	510	502
Kent	32	125	133	37	33	62	64	79	74
Queen Anne's	109	140	141	174	177	202	194	245	252
Talbot	73	150	145	99	97	129	124	139	139
District 4									
Calvert	181	269	272	356	346	350	331	478	465
Charles	267	515	511	563	557	632	622	915	896
St. Mary's	173	297	210	292	275	401	381	461	435
District 5									
Prince George's	3,545	4,156	3,936	4,821	4,708	5,895	5,510	7,137	6,309
District 6									
Montgomery	1,271	1,768	1,735	2,092	2,024	2,376	2,337	2,443	2,416
District 7									
Anne Arundel	1,798	2,210	2,156	2,579	2,569	2,972	2,875	3,436	3,542
District 8									
Baltimore County	2,860	4,065	3,916	4,923	4,828	5,232	5,090	5,683	5,688
District 9									
Harford	382	722	659	909	894	892	880	1,025	1,004
District 10									
Carroll	325	433	437	490	473	476	473	578	587
Howard	371	635	527	739	622	898	854	915	896
District 11									
Frederick	556	782	757	959	929	962	945	997	986
Washington	645	939	908	1,062	1,035	1,175	1,158	1,400	1,371
District 12									
Allegany	270	364	344	392	362	433	408	483	464
Garrett	106	134	129	128	115	164	152	282	285
Statewide	18,306	23,367	22,386	26,594	25,907	30,034	28,808	34,711	33,535

*Termination figures for FY 1999 are not available.

Note 1: The termination count is the total number of final protective orders issued, denied and dismissed, temporary orders denied and dismissed, and interim orders denied.

Note 2: Peace Order cases were not a case type until FY 2000.



DC-10

**Domestic Violence and Peace Order Dispositions
in the District Court of Maryland
Fiscal Year 2003**

	Domestic Violence						Peace Orders				
	Cases Filed	Transfers to Circuit Court	Interim Orders Granted*	Ex Parte Orders Granted	Protective Orders Granted	Appeals	Cases Filed	Interim Orders Granted*	Ex Parte Orders Granted	Protective Orders Granted	Appeals
District 1											
Baltimore City	3,812	38	769	2,689	1,042	33	2,071	405	1,378	853	0
District 2											
Dorchester	141	4	28	92	59	0	66	5	50	37	0
Somerset	61	0	5	53	24	0	26	0	22	13	0
Wicomico	553	6	34	333	132	9	302	9	219	146	0
Worcester	153	1	8	87	41	4	125	11	87	52	0
District 3											
Caroline	136	4	21	97	69	0	59	3	42	29	0
Cecil	315	6	45	201	92	10	195	10	95	46	0
Kent	42	0	4	28	13	0	37	2	23	17	0
Queen Anne's	152	0	12	100	53	1	93	3	58	38	0
Talbot	85	0	19	55	42	1	54	1	38	35	0
District 4											
Calvert	267	11	65	204	111	0	211	33	161	114	0
Charles	408	3	106	265	142	10	507	64	348	235	10
St. Mary's	261	7	43	207	123	3	200	19	167	113	0
District 5											
Prince George's	4,595	157	790	3,267	1,581	73	2,542	376	1,890	1,049	40
District 6											
Montgomery	1,303	7	167	1,017	700	14	1,140	84	881	604	4
District 7											
Anne Arundel	2,117	59	241	1,693	876	8	1,319	101	950	571	5
District 8											
Baltimore County	3,620	23	578	2,095	994	66	2,063	183	1,276	734	3
District 9											
Harford	628	14	80	415	254	10	397	33	267	191	4
District 10											
Carroll	331	2	47	267	178	0	247	8	227	149	0
Howard	516	11	45	378	229	0	399	22	299	139	0
District 11											
Frederick	495	7	57	314	148	14	502	48	365	178	1
Washington	870	2	138	607	328	20	530	48	430	305	5
District 12											
Allegany	319	0	59	211	118	3	164	36	92	70	0
Garrett	153	2	47	92	53	5	129	30	47	100	1
Statewide	21,333	364	3,408	14,767	7,402	284	13,378	1,534	9,412	5,818	73

*Interim orders beginning December 2002 as a result of legislation.

JUDICIAL ADMINISTRATION

Under Article IV, §18(b) of the Maryland Constitution, the Chief Judge of the Court of Appeals is the “administrative head of the judicial system of the State.”

More than forty years ago, the Maryland Legislature took an additional step to provide the administrative and professional staff necessary to assist the Chief Judge to carry out the administrative responsibilities under the Constitution by enacting §13-101 of the Courts and Judicial Proceedings Article. This statute established the Administrative Office of the Courts under the direction of the State Court Administrator, who is appointed and serves at the pleasure of the Chief Judge. The State Court Administrator and the Administrative Office of the Courts provide the Chief Judge with advice, information, facilities, and staff to assist in the performance of the Chief Judge’s administrative responsibilities. The administrative responsibilities include, but are not limited to, human resource administration, preparation and administration of the Judiciary Budget, planning and research, and administration of the family divisions of Maryland’s courts. Staff support is provided to the various policy-making bodies within the Judiciary, as well as the conferences that support the Judiciary. Additionally, the Administrative Office of the Courts serves as secretariat to the Appellate and Trial Court Judicial Nominating Commissions. Staff also is responsible for the complex operation of case management systems, collection and analysis of

statistics, and other management information. The office also assists the Chief Judge in the assignment of active and former judges to address shortages of judicial personnel in critical locations.

Following are some of the initiatives undertaken within various departments of the Administrative Office of the Courts during the last year.

The Department of Family Administration

Approximately five years ago, the Court of Appeals adopted Maryland Rule 16-204, which established family divisions in the State’s five largest jurisdictions and family services programs in the remaining nineteen jurisdictions. Since that time, the Department of Family Administration has shepherded the development and implementation of numerous programs, projects, and services that have revolutionized the way courts in Maryland handle domestic and juvenile cases.

Following are some of the Department’s highlights from Fiscal Year 2003:

- Hosted four Regional Conferences on Child Sexual Abuse and Family Court for judges, masters and court professionals. Provided through a grant to the Maryland Coalition Against Sexual Assault.
- Hosted 2-day training on *Working with High Conflict Families* for Maryland custody and mental health evaluators. Taught by nationally-recognized expert, Dr. Janet Johnston.
- Initiated a Family Court-ADR Best Practices Group to develop best practices for court-operated family mediation and alternative dispute resolution programs.
- Completed a Pro Se Best Practices document which identifies best practices for the management of court-operated Pro Se Assistance Projects. Pending approval of the Committee on Family Law.
- Hosted quarterly meetings for coordinators and family division administrators with regular in-service trainings.
- Hosted the annual 2-day CINA Conference.
- Sponsored Judicial Institute CINA Course which was held in April.
- Promoted permanency planning best practices through the TPR Work Group. Made funds available for on-site paternity testing at several courts. Several permanency planning liaisons were hired to assist those circuits in improving the handling of

Judicial Administration

- CINA, TPR and adoption cases.
- Evaluated the FCCIP *Guidelines for Attorneys Appointed to Represent Children in CINA and TPR Proceedings* by disseminating and compiling the results of a survey.
- Conducted two series of regional trainings for juvenile clerks on IT and uniform terminology.
- Made improvements in the management, compilation and reporting of CINA case information data.
- Published quarterly newsletter, *Family Matters*.
- Institute a revised procedure for the administration of Family Division / Family Services Program grants. Published notices of funding availability and met with prospective applicants to improve the quality and competitiveness of applications received, and to improve the manner in which grants were awarded.
- Provided technical assistance to courts, the legal community and the public on a wide range of family law and court management topics.
- Disseminated substantive law updates through *Family Matters* and in-service trainings.
- Initiated program of site visits to courts and Special Project grantees.

- Completed indirect cost study to improve ability to make the most of the Judiciary's IV-D contract with the Child Support Enforcement Administration.
- Assisted CASA programs and jurisdictions in identifying and obtaining outside sources of funding to enhance or expand existing programs.

The Drug Treatment Court Commission

The Drug Treatment Court Commission was established by Order of the Court of Appeals in 2002. The Commission is comprised of representatives from Maryland's three branches of government – Judiciary, Legislature, and Executive, as well as state and defense lawyers, and the research, academic and faith based communities. The primary goal of the commission is to institute a system of drug treatment courts statewide to assist non-violent drug abusing offenders lead crime and drug-free lifestyles. The Commission meets quarterly and has developed subcommittees to assist in the execution of its purpose: Operations, Treatment, MIS/Evaluation, Training, and Funding.

During Fiscal Year 2003, the Commission's accomplishments included:

Training

- Developed a training protocol to assist interested jurisdictions in implementing drug court programs.

- Eight jurisdictions including the Administrative Office of the Courts, were awarded training opportunities regarding the fundamentals of planning and implementation of drug treatment courts from the Bureau of Justice Assistance in collaboration with the National Drug Court Institute and the National Council for Juvenile and Family Court Judges.
- Planned and coordinated a two-day training for drug courts.

Funding Resources

- Notified planning and active programs about new and ongoing funding resources.
- Intricate role in applying for over a dozen grants for planning and active drug court programs.
- Assisted each jurisdiction in the grant process.

Providing Resources

- Developed interactive website for drug court practitioners.
- Developing operations manual incorporating best practices and standards.
- Utilized various telecommunications forms to distribute a range of information regarding drug courts including trainings, funding, and general substance abuse information.

Statewide management information system (MIS)

Judicial Administration

- Instituted HATS as Maryland’s drug court statewide management information system.
- Supported initial and ongoing trainings on HATS.

Evaluation

- Funded and supported a Cost Analysis of Anne Arundel County and Baltimore City of their adult drug court programs.
- Instituted repository for baseline drug court data for all active programs.
- Through the University of Maryland’s Bureau of Governmental Research, provided planning drug courts with statistical descriptive materials to guide the development of their drug court in teams.

Drug Treatment Court Movement

- Advocated for drug courts by participating in informative discussions and presentations for the general assembly, public meetings, organized trainings, court presentations, and media resources.

Currently, the Drug Treatment Court Commission is recognized as the lead agency in the State’s effort to operate and maintain drug court programs for the State of Maryland.

Since 1994, nine active drug courts have been developed in Maryland; four of which are juvenile programs. This past year, fifteen other courts have been identified and are planning to implement drug treatment programs in these jurisdictions.

Active Drug Courts in Maryland			
Active Programs	Type	Year Instituted	Lead Judge
Anne Arundel County	Adult District	1997	Hon. James W. Dryden
	Juvenile Circuit	2002	Hon. Pamela L. North
Baltimore City	Adult District	1994	Hon. George Lipman Hon. Jamey H. Weitzman
	Adult Circuit	1994	Hon. Evelyn O. Cannon Hon. Wanda K. Heard Hon. Thomas E. Noel Hon. Paul A. Smith Hon. David W. Young
	Juvenile Circuit	1998	Hon. Audrey J. S. Carrion
Baltimore County	Juvenile Circuit	2003	Hon. Kathleen G. Cox
Harford County	Adult Circuit	1998	Hon. Victor K. Butanis
	Juvenile Circuit	2001	Hon. William O. Carr
Prince George's County	Adult Circuit	2002	Hon. Maureen M. Lamasney

Planning Drug Courts in Maryland in 2003		
Court	Program Type	Status
Caroline	Juvenile Circuit	Introduction - Initial presentation completed
Cecil	Adult Circuit	Introduction - Initial presentation completed
Dorchester	Juvenile Circuit	Developmental - Policy and Procedure Manual Development
	Family Circuit	Introduction - Pending Training
Frederick	Adult Circuit	Introduction - Pending Training
	Juvenile Circuit	Introduction - Initial presentation completed
Harford	Family Circuit	Introduction - Pending Training
Howard	Adult District	Developmental - Completed Policy & Procedure Manual
	Adult Circuit	Developmental - Completed Policy & Procedure Manual
Montgomery	Adult Circuit	Introduction - Initial presentation completed
	Juvenile Circuit	Introduction - Initial presentation completed
Prince George's	Adult District	Introduction - Initial presentation completed
	Juvenile Circuit	Developmental - Policy and Procedure Manual Development
Talbot	Juvenile Circuit	Developmental - Completed Policy & Procedure Manual
Wicomico	Juvenile Circuit	Developmental - Completed Policy & Procedure Manual
<p><i>While drug court programs are asked to address the complex social issues of crime associated with substance abuse, the Commission continues to support the advancement of these programs throughout the State of Maryland.</i></p>		

Human Resources Department

The Human Resources Department (HR) has accomplished many of its published goals and objectives for Fiscal Year 2003. With full integration of human resources staff, new processes and programs have been implemented. In February 2003, the HR Policy Committee developed four new integrated policies for contractual employment, progressive discipline, sick and bereavement leave. Additional policies will be introduced in Fiscal Year 2004 to cover ADA, Fair Practices, Educational Assistance, Workplace Violence, etc. A "Doing Business with HR" (on-the-road) program to educate field staff on HR processing and requirements was implemented during the past year. Topics include: Family Medical Leave Act (FMLA), Employee Relations (EER), Americans with Disabilities Act (ADA), Recruitment, etc. Thus far, in both District and Circuit Courts, this program has been provided to the Eastern Shore, Southern Maryland and Western Maryland counties. One-on-one refresher training has been offered to HR field staff and for new field staff, more in-depth sessions have been provided.

The development of a work/life balance program was realized in Fiscal Year 2003. Several initiatives, such as a health fair, evening yoga classes, discounted health club memberships, weight-watchers meetings and information and therapeutic massages, have been implemented. Judiciary staff regularly enjoy periodic wellness

information and quizzes to help maintain a healthy work/life balance.

The Human Resources Department served as the pilot in setting up a new and improved Internet and the first Judiciary Intranet site this year. Both sites offer a plethora of HR related information, in addition to providing links to federal and state agencies, etc.

The FISH! Program was introduced in 2001 by the Human Resources training staff. In 2002, FISH! was customized for District Court staff as a part of its E-Service training. The FISH! program is a training program that emphasizes the importance of appropriate fun in the workplace. By using the FISH! philosophy of choosing your attitude, making people's day, being fully present and play, the workplace has improved. The program has yielded benefits of increased morale and internal and external customer satisfaction, lower absenteeism, and lower stress levels.

Several other initiatives were realized in Fiscal Year 2003. For instance, an ADA Initiatives group was formulated; plans have been developed for an AOC Diversity initiatives group; District and Circuit Court and administrative offices visits have continued and over 30 sites have been visited; on-line processing for payroll was implemented in conjunction with the Comptroller's Office requirements; HR staff attended a security/fraud alert training session rendered by a representative from the Federal Trade Commission as a preempt to the development of a

security plan for the HR Department; and work is underway to develop an operational procedures manual for each HR unit.

Judicial Information Systems

The Judicial Information Systems Department is responsible for the administration and operation of the Judicial Data Center and the automated data systems and support infrastructure within the Maryland Judiciary. Additionally, Judicial Information Systems provide critical information to various governmental agencies to assist in their operations, including the Department of Public Safety and Motor Vehicle Administration. Over the past year, the Judicial Information Systems Department was engaged in a number of vital projects. They include:

Managed LAN - Local Area Networks Upgrade

Project Description

Reduce Total Cost of Ownership (TCO), increase service quality, and deliver zero administration desktop maintenance. Implemented software distribution, software tracking, and remote control processes. Approximately 2,600 workstations updated to Judiciary standard configuration to date.

Network Re-Engineering

Project Description

Provide more efficient network architecture capable of supporting increased web applications development and support.

Judicial Administration

Develop standardized communications network, policies and related services to support existing and future applications. The existing network modernization effort will be multi-phased to minimize impact to general network responsiveness.

Intranet Development

Project Description

Deployment of CourtNet, the Maryland Judiciary Intranet, providing a single point of entry to information and applications for Judiciary users. The intranet has been deployed to AOC headquarters, District Court headquarters, and is currently in the process of rolling out to the Circuit Courts and District Court users. Developed HR web site, developed prototype for web-enabled phone directory application, integrated Web email access via intranet, published Intranet Guidelines and Standards document by Judiciary I-Net committee.

Maryland e-License

Project Description

Provide the capability for businesses and individuals to apply for and receive business licenses more easily and efficiently. DLLR and the Circuit Courts have collaborated on the development and rollout. The Prototype has been successfully deployed in all jurisdictions, and license-processing improvements have been demonstrated.

Circuit Courts Accounting (Accounts Receivable, Fines and Fees Management)

Project Description

Implement new accounts receivable module addition to Circuit Courts case management systems and interface with DPSCS for collection information on fines and fees. Accounts Receivable module was readied for Carroll County UCS installation. Fines & Fees requirements between DPSCS and Judiciary were defined.

Land Records

Project Description

Land record imaging (ELROI) pilot rollout completed and implementation in progress (operational in 13 counties; projected to be completed within the next year). Development of interface to CAIS system completed. CAIS system provides land record indexing to Circuit Courts for public access.

IT Project Management and Processes

Project Description

Instituted a Project Management Office (PMO), charged with developing standards, processes, and guidelines for successfully managing projects. The PMO also coordinates the efforts of project managers assigned to each of the JIS initiatives with just-in-time training and ongoing project support. The PMO also facilitates the development of management processes technology architecture standards.

CaseFlow Time Standards

Project Description

Implemented a system that automated the data collection and reporting for the 2002/03 Caseflow Assessment, evaluating caseflow for ten major case types, including: Circuit Court Criminal Cases, Civil Cases, Domestic Relations Cases, Juvenile Delinquency Cases, and District Court Criminal Cases, 21-902 Cases, Traffic Must Appear Cases, Traffic Payable Cases, Civil Large Claims Cases, and Civil Small Claims.

COURT-RELATED AGENCIES

Attorney Grievance Commission of Maryland

The Attorney Grievance Commission of Maryland was created July 1, 1975, by rules promulgated by the Court of Appeals of Maryland. The current rules modified the original rules and were effective July 1, 2001. The

rules are found in Chapter 700 of the Maryland Rules beginning with Rule 16-701.

Since the new rules were adopted, disciplinary complaints have been processed in a shorter time than in the past.

The Commission is composed of nine attorneys and three public members. Each member is

appointed by the Court of Appeals for a term of three years. The Commissioners practice in or reside in several different counties. The Court designates one attorney member as Chair and one attorney member as Vice-Chair. David D. Downes, Esq., Baltimore County, is the Chair. Linda H. Lamone, Esq., Anne Arundel County, is Vice-Chair. Commissioners serve

Five-Year Summary of Disciplinary Action

	FY 99	FY 00	FY 01	FY 02	FY 03
Inquiries Received	1,319	1,348	1,410	1,468	1,559
Complaints Received (Prima Facie Misconduct Indicated)	664	543	460	420	475
Totals	1,983	1,891	1,870	1,888	2,034
Complaints Concluded	617	605	585	556	435
Disciplinary Action by No. of Attorneys:					
Disbarred	6	9	7	12	49
Disbarred by Consent	5	11	16	5	52
Suspensions	34	28	26	35	150
Temporary Suspensions (new rules)	0	0	0	0	1
Public Reprimands - Court of Appeals	11	16	12	7	54
Reprimands by Commission (public under new rules)	0	0	0	12	24
Private and Bar Counsel Reprimands	37	25	32	1	121
Inactive Status	1	1	0	4	6
Dismissed by Court	5	3	3	6	25
Reinstatements - Granted	1	3	3	5	18
Reinstatements - Denied	1	2	2	4	10
Total No. of Attorneys Disciplined	101	98	101	91	510
No. of Active and Voluntary Attorneys Admitted to Practice in Maryland	28,230	29,166	29,863	30,646	31,224

without compensation. Their powers and duties are set forth in Maryland Rule 16-711.

Subject to approval of the Court of Appeals, the Commission employs a Bar Counsel. The Commission employs an Executive Secretary.

Bar Counsel and staff investigate allegations of misconduct by a Maryland attorney, a member of the bar of another state engaged in the practice of law in Maryland, and non-attorneys whose activities may constitute the unauthorized practice of law.

The duties of Bar Counsel are set forth in Rule 16-712. Bar Counsel serves at the pleasure of the Commission and is responsible for employment of his staff. The duties of the Executive Secretary are set forth in Rule 16-711(e).

The Commission meets at least once each month with Bar Counsel to review the activities of Bar Counsel and staff to review statistical case information to determine whether staff is performing as provided by the rules. The Commission also reviews the income and expenditures of Bar Counsel to see that the budget, approved by the Court of Appeals, is honored. The Commission recommends to the Court of Appeals any necessary rule or administrative guidelines which affect the disciplinary system.

The Commission meets, at least once a month, with the Executive Secretary. These meetings require Commission review of all recommendations of Bar Counsel

and staff, recommended warnings and reprimands, recommended conditional diversion agreements, recommendations of peer review panels and recommendations to file a petition for disciplinary or remedial action (Maryland Rule 16-711(h)(9)).

Rule 16-714 provides for a disciplinary fund. A condition precedent to the practice of law in Maryland is an annual payment each attorney is required to make to the fund. The Court of Appeals, by Order, establishes the sum required by this rule which is collected along with the sum required by Rule 16-811 to be paid to the Client Protection Fund. For Fiscal Year 2003, the assessment for the disciplinary fund was \$65.00 and that of the Client Protection Fund, \$20.00. Late fees are assessed for attorneys who fail to pay timely. An attorney who fails to pay the mandatory assessments within the time set forth by the Trustees of the Client Protection Fund may be decertified by the Court of Appeals and are not eligible to practice until the assessments and all late fees are paid.

The budget for the Commission is submitted for approval by the Court of Appeals prior to the beginning of the Commission's fiscal year. The budget is public and is reflected in the Commission's detailed annual report. The Commission's financial records are audited by an outside certified public accountant. That report is filed with the Court of Appeals. A surety bond is maintained for Bar Counsel, the Office Manager and a

Commissioner designated as Treasurer.

The Commission's annual report is released in the Fall of each year and is distributed to courts, libraries, news media, disciplinary agencies in each state, every volunteer in the disciplinary system and to any others upon request. That report expands on the activities of Bar Counsel and staff and provides statistical information about the types of ethical violations investigated and reports all public sanctions of attorneys.

The Commission has the added duties of receiving overdraft notifications of an attorney's trust account, reports of targeted mailings by attorneys who engage in that practice required by Section 10-605.2 of the Business Occupations and Professions Article of the Maryland Code; and, when necessary, undertaking the role of a Conservator of the client files and bank accounts of any attorney who has been disbarred, suspended, is incapacitated, disappears or passes away and there is no one else to serve in that role. Two Conservatorships were undertaken this fiscal year. Several others have not been completed from prior years.

The annual report of the Commission will reflect receipt of the largest number of overdraft notifications of attorneys escrow account. Most were satisfactorily closed upon explanation by the attorney or his/her financial institution. Several were transferred to docketed files for further investigation and any necessary discipline.

The Commission has a web page linked to that of the Maryland Judiciary. This page enables a grievant to download a complaint form rather than awaiting one mailed by the Commission. All public disciplined attorneys are posted on the web site and there is a link to the Maryland Rules of Professional Conduct.

The Commission issues brochures in English and Spanish explaining the Commission and its purpose. The brochures are distributed to all courts in the State, as well as to public libraries.

The Commission staff, in addition to Bar Counsel, is composed of a Deputy Bar Counsel, seven Assistant Bar Counsel, six investigators, an Office Manager, an Administrative Assistant, two paralegals, eight secretaries and a receptionist.

The Disciplinary Process

Every grievance is reviewed to determine if further investigation is required. There were 2,034 grievances filed this fiscal year. One thousand five hundred fifty nine (1,559) or 77%, were concluded without further investigation, generally based on the response from an attorney or a determination that the grievance was not within the jurisdiction of the Commission. A total of 475 (23 %) were assigned for further investigation. This represents an increase over the number of investigations in the past two fiscal years.

Pending grievances assigned for investigation and not resolved at

the close of Fiscal Year 2003 totaled 418, an increase over the previous fiscal year's level of 377 pending grievances. Unless the time for investigation of a grievance is extended for good cause, Bar Counsel is required to complete an investigation within 90 days after opening a file on the complaint. A failure to comply with the time requirements permits the Commission to take any action appropriate, including dismissal of the complaint and termination of any investigation.

When a "warning" is recommended by Bar Counsel or a peer review panel, the attorney must agree to accept it. A failure to accept a warning permits the Commission to direct Bar Counsel to take further action.

When Bar Counsel and an attorney agree to a public reprimand or a conditional diversion agreement, the Commission may approve either disposition in the form submitted, request that changes be made, or reject and direct Bar Counsel to take other action.

Bar Counsel also may file a statement of charges against an attorney to be heard by a peer review panel. These panels are composed of at least two attorneys and one public member. The panels meet informally; a reporter is not present. The panel may recommend to the Commission that a grievance be dismissed, that the attorney be warned, or that public charges be filed against the attorney. The panel also may report that, as a result of its meeting, the respondent attorney

and Bar Counsel have agreed to a public reprimand or a conditional diversion agreement. The Commission may either accept the recommendation of a peer review panel or reject it and decide what other disposition is appropriate. It is the Commission that has the final decision to direct Bar Counsel to file public charges against an attorney.

The Peer Review Committee is composed of public members solicited by the Commission from various sources and attorneys who volunteer and must be a member of the bar of Maryland who has actively and lawfully engaged in the practice of law in Maryland for five years. Judges of courts of record and attorneys who in the past have been disbarred, suspended or the subject of a pending statement of charges or a public petition for disciplinary or remedial action may not serve.

State Board of Law Examiners

The examining of candidates for admission to the Maryland Bar was a function of trial courts of the State of Maryland until the State Board of Law Examiners was created by Chapter 139, Laws of 1898. The Board presently is composed of seven practicing attorneys appointed by the Court of Appeals of Maryland. The mission of the Board and its administrative staff is to assist the Court of Appeals of Maryland in determining whether candidates for admission to the Maryland Bar possess the requisite qualifications to become competent practitioners of law.

Pursuant to the Rules Governing

The State Board of Law Examiners				
Jonathan A. Azrael, Esquire, Chairman; <i>Baltimore County Bar & Baltimore City Bar</i> John F. Mudd, Esquire; <i>Charles County Bar</i> Robert H. Reinhart, Esquire; <i>Allegany County Bar</i> Christopher B. Kehoe, Esquire; <i>Talbot County Bar</i> Maurene Epps Webb, Esquire; <i>Prince George's County Bar</i> Linda D. Schwartz, Esquire; <i>Montgomery County Bar</i> David E. Ralph, Esquire; <i>Baltimore City Bar</i>				
Results of examinations given by the State Board of Law Examiners during Fiscal Year 2003 are as follows:				
Examination	Number of Candidates	Total Successful Candidates	Number of Candidates Taking First Time	Number of Candidates Passing First Time*
JULY 2002	1,488	1,011 (68%)	1,245	934 (75%)
Graduates				
University of Baltimore	268	170 (63%)	220	154 (70%)
University of Maryland	228	183 (80)	200	171 (86%)
Out-of-State Law Schools	987	657 (67%)	824	608 (74%)
FEBRUARY 2003	575	298 (52%)	267	172 (64%)
Graduates				
University of Baltimore	109	64 (54%)	38	28 (74%)
University of Maryland	57	36 (63%)	29	23 (79%)
Out-of-State Law Schools	405	197 (49%)	197	120 (61%)
*Percentages are based upon the number of first-time applicants.				

Admission to the Bar of Maryland, every person who seeks a license to practice law in the state courts of Maryland must demonstrate that he or she possesses the legal competence and character and fitness necessary for admission to the Maryland Bar. Legal competence is demonstrated by presenting the requisite educational credentials and passing the Maryland Bar Examination. A candidate demonstrates the requisite character and fitness by submitting to an investigation of his or her background conducted by

the Character Committees and the State Board of Law Examiners. The Court of Appeals of Maryland reserves to itself the authority to decide whether to admit a Bar applicant after receiving recommendations from the State Board of Law Examiners and the Character Committees.

Recent law school graduates and attorneys, who do not possess the qualifications to take the Out-of-State Attorneys' Bar examination, must take the General Bar examination, which is offered at

the end of February and July each year. The General Bar examination presently consists of an essay test of five hours writing time which is usually offered on Tuesday, and the Multistate Bar Examination (MBE), a 200 item, six hour multiple choice test offered on the last Wednesday of February and July. The essay test is developed and graded by the State Board of Law Examiners. The MBE is a national test prepared and scored under the authority of the National Conference of Bar Examiners.

The subject matter of the essay test presently includes agency, business associations, commercial transactions, constitutional law, contracts, criminal law and procedure, evidence, family law, Maryland civil procedure, professional conduct, property, and torts. The MBE subjects include constitutional law, contracts, criminal law and procedure, evidence, real property, and torts.

The results of general bar examinations given during Fiscal Year 2003 were as follows. A total of 1,488 applicants sat for the July 2002 examination; 1,011 (68%) passed. A total of 575 applicants sat for the February 2003 examination; 277 (52%) passed. Passing percentages for the two preceding fiscal years were as follows: July 2000, 69%; and February 2001, 55%; July 2001, 70%; and February 2002, 44%.

Experienced attorneys who meet the eligibility standards of Bar Admission Rule 13 may take a special, three hour essay examination limited in scope to the Maryland Rules of practice and procedure in civil and criminal matters and the Maryland Rules of Professional Conduct. The examination subject matter includes the Maryland Rules of Evidence, as well as rules and statutes governing certain non-litigation transactions and proceedings. The attorney examination, which is developed by the State Board of Law Examiners, is offered in February and July on the same day as the essay test for the General Bar examination.

A total of 82 applicants took the July 2002 Out-of-State Attorneys

examination, and 76 (93%) passed. In February 2003, 87 applicants took the Attorney examination, and 65 (75%) passed.

Bar Admission Rule 11, effective August 1, 1990, requires all persons recommended for bar admission to complete a course on legal professionalism during the period after the announcement of the examination results and prior to bar admission. This course is administered by the Maryland State Bar Association, Inc., and was implemented beginning with the February 1992 examination.

The Court of Appeals amended Bar Admission Rule 12 by Order dated November 1, 2001, to require that a candidate who passes the Maryland bar examination take the oath of admission not later than 24 months after the date that the Court of Appeals ratifies the Board's report for that examination. A candidate who fails to take the oath within the required time period shall reapply for admission and retake the bar examination.

Client Protection Fund

The Clients' Security Trust Fund was established by an act of the Maryland Legislature in 1965. The statute empowers the Court of Appeals to provide, by rule, for the operation of the Fund and to require from each lawyer an annual assessment as a condition precedent to the practice of law in the State of Maryland.

Effective July 1, 2002, the name

of the Fund was changed from the Clients' Security Trust Fund of the Bar of Maryland to the Client Protection Fund of the Bar of Maryland. It is felt that this name much better reflects the mission of this organization.

Over the past year many major changes have occurred. The Treasurer of the Fund for the past thirty-seven years, Isaac Hecht, passed away, and Richard Reid, the Chairman of the Fund resigned. Carolyn Woodside, one of the trustees also resigned after being appointed Master of Domestic Relations in Charles County. The Court of Appeals appointed two new trustees, Patrick A. Roberson from Baltimore City and Cecelia Ann Keller from Charles County.

During the past year, the trustees met on four occasions. They decided ninety-six claims. Of these claims, the trustees agreed to reimburse fifty-four claimants. The trustees paid out a total of \$676,234 in claims this fiscal year. Almost one half of this amount was directly related to one attorney's thefts.

As of June 30, 2003 there were over 31,000 lawyers subject to annual assessment.

Maryland State Law Library

The Maryland State Law Library, as a court-related unit of the Judicial Branch, primarily is responsible for providing access to recorded legal knowledge and information for the Judiciary and citizens of Maryland, whose lives and livelihood are increasingly

impacted by the rule of law. The Library's mission acts as a catalyst and guide in keeping all programming activities focused on meeting the information needs of a very diverse customer base.

The mission of the Maryland State Law Library, as a support unit of the state court system, is to provide access for the law related information needs of the judiciary as well as the legal community, government agencies and the public. The library pursues a full range of traditional and technologically enhanced service strategies that provide timely, accurate and efficient access to the sources of law, including federal, state and local government information resources.

Originally established by the Legislature in 1827 and reorganized under the Judiciary in 1978, the Library currently is staffed by twelve full time and three part-time employees. A State Law Library Committee, chaired by the Chief Judge of the Court of Appeals, provides general policy-making guidance.

With a collection in a variety of formats totaling well over 400,000 volumes and access to various commercial legal and general reference databases, the Library provides remote and on-site information seekers the option to harvest three distinct and comprehensive libraries. Anglo-American law, Federal and Maryland government information and local history and genealogy make up the backbone of the Library's print, microform and online information resources.

A sampling of Programs and projects initiated and continued during Fiscal Year 2003 included:

Activities of the Technical Services Department

*continued the development of a customized online catalog of historical and current Maryland county and municipal government codes on the library's web site (<http://www.lawlib.state.md.us>).

*continued the cataloging and development of a customized classification system for a large collection of superseded Md. state agency regulations pre-dating COMAR (prior to 1974).

*continued the addition of citations to Md. legal newspaper and journal articles on the library's online catalog MOLLIE.

Activities of the Public Services Department & Library Management

*continued a series of in-service training sessions for reference staff addressing use of new electronic resources on CD ROM and the Internet.

*became part of the MLAN, "People's Law Library" stakeholders group, providing active feed back and input on the redesign of that award-winning web site for low and moderate income Marylanders with legal issues.

*continued programs developed to enhance appellate court law clerk use of the library's unique collections and expertise in legal

citation form and legislative history research.

*extended selective dissemination of library and judicial ethics information via monthly print and email notification to court officials.

*initiated a long anticipated Library Outreach Services full time position, designed among other things, to extend formal professional library assistance/consulting service to the State's public county law libraries.

*three staff members conducted research and contributed content on Maryland for a chapter to be published in a book on a 50-state pre-statehood annotated legal bibliography.

*added to the library's web-based legal pathfinder series seven Resource Guides on Traffic law in Maryland.

*initiated active participation and membership in a state-wide public and academic library effort to provide live, 24/7 computer reference assistance to Marylanders called AskUsNow!

*continued management of a judiciary state-wide computer assisted legal research contract.

*continued support for the statewide LASI Citation Service extended to residents of all State correctional facilities - provided over 3,000 pages of photocopied legal resources requested by LASI.

*staff continued to be active in their profession with three employees serving in leadership roles in various professional associations.

*the library's web site continues to be under a comprehensive restructure, redesign and expansion.

Finally, library staff continued to be very active in promoting the library and its services by participating in numerous educational programs throughout the year. Among some of these presentations were:

*Law Day civics workshop concentrating on the Maryland Judiciary for elementary school teachers and students (Md. Center for Civic Education).

*library staff organized a program open to all customers on a new online service called Westlaw Patron Access. Carried out in conjunction with National Library Week and the National Legal Research Teach-In.

*library staff coordinated the fifth annual Maryland County Law Library Conference, held in Leonardtown and hosted by the St. Mary's County Public Law Library.

*the highlight of the year was the library's celebration of its 175th anniversary. A day long program / open house was held at the library on December 11, 2002, and a lecture series was established to commemorate this occasion.

*library research staff prepared supplementary reading lists for fourteen Judicial Institute programs

being presented in Fiscal Year 2004.

Summary Of Library Use Fiscal Year 2003	
Reference Inquiries <i>(in person, phone, mail and email)</i>	26,200
Email Reference Inquiries Answered	2,640
Volumes Circulated to Customers	3,696
In-Person Visitors/Customers	17,400
Website Hits	136,925
Online Catalog (Mollie) Searches	68,331
Resources Cataloged and Edited	29,325
Exhibits (Lobby & Case)	7

The Commission on Judicial Disabilities

The Maryland Commission on Judicial Disabilities was established by Constitutional Amendment in 1966 in response to a growing need for an independent body to assist in monitoring the conduct of judges. A 1970 Constitutional Amendment strengthened the Commission. Its powers were further clarified in a 1974 Constitutional Amendment. In 1995, the General Assembly passed a proposed Constitutional Amendment that significantly altered the membership of the Commission. That Constitutional Amendment, among other things, added four additional lay members to the Commission. It was approved by Maryland voters in November, 1996. By an Order dated June 5, 1996, effective January 1, 1997, the Court of Appeals renumbered the rules applicable to the Commission to Maryland Rules 16-803 through

16-810. On June 6, 2000, the Court of Appeals amended the rules pertaining to the Commission with the changes to be effective for all complaints, proceedings, and actions filed or commenced after January, 2001. For actions pending on January 1, 2001, the Court ordered that the amended rules apply "insofar as practicable."

The Commission now consists of three judges, one from the Court of Special Appeals, one from the Circuit Court, and one from the District Court; three members of the bar with at least seven years experience and five lay persons. All Commission members are appointed by the Governor, and they hail from different areas of Maryland. Membership is limited to two, four-year terms.

The Commission on Judicial Disabilities serves the public and the Judiciary in various ways. Its primary function is to receive, investigate, and act on complaints against members of Maryland's Judiciary. The Commission's jurisdiction extends to all judges who are members of the Maryland Court of Appeals, Court of Special Appeals, Circuit Courts, District Court, and Orphans' Court. Pursuant to Maryland Rule 16-810, the Commission also supplies the judicial nominating commissions with confidential information concerning actions taken, other

Members of the Commission on Judicial Disabilities	
The Honorable Sally D. Adkins, Chair <i>Associate Judge, Court of Special Appeals</i>	Mr. William J. Boarman <i>Anne Arundel County</i>
The Honorable Marjorie L. Clagett <i>Associate Judge, Circuit Court for Calvert County</i>	Ms. Debra K. Dear <i>Howard County</i>
The Honorable Nancy Shuger <i>Associate Judge, District Court for Baltimore City</i>	Ms. Andrea Eaton <i>Montgomery County</i>
William M. Ferris, Esquire <i>Anne Arundel County</i>	Mr. Samuel F. Saxton, Sr. <i>Prince George's County</i>
Aileen Oliver Ostopoff, Esquire <i>Montgomery County</i>	Ms. Marilyn L. Young (resigned 1/03) <i>Frederick County</i>
Paul D. Shelton, Esquire <i>Howard County</i>	
The diversity of Commission membership in terms of experience, county of residence, gender, race, and age has been a distinct benefit in analyzing and handling complaints in an evenhanded and thorough manner. Commission members attend regular monthly meetings and actively participate in deliberations regarding each complaint, bringing to the discussion a wide range of professional experience and common sense.	

than dismissals or pending charges, against those judges seeking nomination or appointment to other judicial offices.

The Commission members and staff continue to participate in judicial training and informational programs for judges, lawyers, and the public.

Numerous individuals write or call the Commission expressing dissatisfaction with a judge or with the outcome of a case or some judicial ruling. While some of these complaints may not come technically within the Commission's jurisdiction, the complainants are afforded an opportunity to express their feelings and frequently are informed, for the first time, of their right to appeal. Thus, the Commission, in an informal fashion, offers an ancillary, but vital, service to members of the

public.

Complaints filed with the Commission must be in writing and under affidavit, but no particular form is required. Pursuant to Maryland Rule 16-803(h), a complaint must be under affidavit and allege facts "indicating that a judge has a disability or has committed sanctionable conduct."

Each complaint is acknowledged by letter from Investigative Counsel explaining the investigation and processing of the complaint. (Maryland Rule 16-805(b)). Investigative Counsel may open a file and initiate an inquiry independently "upon receiving information from any source indicating that a judge has a disability or may have committed sanctionable conduct. (Maryland Rule 16-805(d)). Complaints opened by inquiry are investigated in the same manner as formal

complaints.

Complaints filed without affidavits are labeled "LA." On receipt of such a complaint, Investigative Counsel notifies the complainant, in writing, about the necessity of filing an affidavit and supplies the complainant(s) with the proper language for the affidavit. If the affidavit is not received within 30 days of the date of notice, the Commission administratively closes the file. (Maryland Rule 16-805(a)).

Having received a complaint against a member of the Judiciary, Investigative Counsel must determine whether the complaint alleges facts that, if true, would constitute a disability or sanctionable conduct. (Maryland Rule 16-805(c)). If Investigative Counsel concludes that the case does not have such facial merit, the complaint is dismissed and the Investigative Counsel notifies the

complainant and the Commission members of the dismissal. Otherwise, the Investigative Counsel has 90 days from the receipt of the complaint to complete a preliminary investigation. (Maryland Rule 16-805 (e)(5)). The Commission may extend the time period for a preliminary investigation for good cause for an additional 30 day period. (Maryland Rule 16-805(e)(5)). Once the Investigative Counsel proceeds with an investigation, the judge is entitled to notice of the complaint, the name of the complainant, the substance of the complaint and his or her rights under the rules. (Maryland Rule 16-805(e)(3)).

Information contained in complaints and gathered during the preliminary investigation is confidential. (Maryland Rule 16-810(a)(2)).

Upon completion of the preliminary investigation, Investigative Counsel reports the results to the Commission and must recommend that one of four actions be taken:

(1) Dismissal of the Complaint with or without a warning. (Maryland Rule 16-807(a)).

Dismissal with a warning may be issued if the Commission determines that any sanctionable conduct that may have been committed by the judge will be sufficiently addressed by such a warning. A judge must, however, consent to the warning, and if the judge does not consent, the Commission has the choice to dismiss without a warning or

proceed with public charges against the judge. (Maryland Rule 16-807 (a)(2)). A dismissal is issued if the evidence fails to show that the judge has a disability or has committed sanctionable conduct. Either form of dismissal, with or without a warning, does not constitute discipline. (Committee Note to Maryland Rule 16-807(a)(2)). Both the judge and the complainant are notified of the dismissal.

(2) Offering the judge a private reprimand (Maryland Rule 16-807(b)) or a deferred discipline agreement (Maryland Rule 16-807(c)).

Private reprimands are issued if the Commission finds that the sanctionable conduct was not so serious, offensive or repeated to warrant formal proceedings and only if the judge agrees to accept the reprimand, and agrees (i) to waive the right to a hearing before the Commission and subsequent proceedings before the Court of Appeals, and the right to challenge the findings that serve as the basis for the private reprimand, and (ii) that the reprimand may be admitted in any subsequent disciplinary proceedings against the judge to the extent it is relevant.

For sanctionable conduct not so serious, offensive or repeated to warrant formal proceedings, the judge may agree to enter into a deferred disciplinary agreement with the Commission. A deferred discipline agreement is appropriate when Commission members conclude the judge should take specific and remedial action including undergoing specific

treatments, apologizing to the complainant, participating in educational programs, or working with a mentor judge. This agreement must include the items mentioned as (i) and (ii) in the preceding paragraph with respect to a private reprimand. Investigative Counsel then monitors the judge's compliance with the terms of the agreement. A judge's failure to comply with the terms of the agreement after written notice by Investigative Counsel may result in the Commission's revocation of the agreement and proceeding with other dispositions allowed by the rules. If Investigative Counsel notifies the Commission that the judge has satisfied the conditions of the agreement, however, the Commission shall terminate the proceedings.

The complainant(s) is/are notified of the issuance of the private reprimand or the deferred discipline agreement. Its contents are disclosed however, only if the judge gives written consent.

(3) Proceeding with further investigation (Maryland Rule 16-806).

Further investigation must be approved by the Commission. On approval, the Investigative Counsel must notify the judge in writing at his or her address of record and afford the judge the opportunity to file a written response to the complaint. The Commission may, for good cause, authorize the Investigative Counsel to issue a subpoena to compel the attendance of witnesses or the production of documents. "To the extent practicable, a subpoena shall not

divulge the name of the judge under investigation.” (Maryland Rule 16-806 (b)(3)) Court files with any motion concerning the subpoena are sealed.

Further investigation must be completed within 60 days of its authorization by the Commission, but the time period can be extended for good cause. All proceedings under this rule are confidential. (Maryland Rule 16-810 (a)(2)).

At the completion of the investigation, Investigative Counsel reports the results of the investigation to the Commission along with a recommendation that the complaint be dismissed, that an offer of private reprimand or deferred discipline agreement be issued, or that formal charges be filed against the judge.

(4) Issuing Charges.

If the Commission decides to bring formal charges against a judge, the charges may be served upon the judge “by any means calculated to give actual notice. (Maryland Rule 16-808(b)). On receipt of the return of service, the Commission shall notify any complainant of the pendency of the charges. Within 30 days after the service, the judge can file a written response. Thereafter, the Commission notifies the judge of the time and place of hearing. The Complainant is also notified, and a notice is placed in the *Maryland Register*. The hearing is public.

Based on the information gleaned at the hearing, the Commission may, by a majority vote of the full

Commission, dismiss the complaint, or based on clear and convincing evidence, issue a public reprimand or recommend that a judge be suspended, retired, removed or censored.

The Commission then makes a recommendation of its chosen course of action to the Court of Appeals. The Court of Appeals may adopt the Commission’s recommendation, dismiss the case or order a different (either more or less severe) discipline of the judge than the Commission recommended.

At times, retirements while investigations were ongoing, may result in the underlying complaint being dismissed.

Before complaints are formally initiated or where press coverage of some judicial actions prompt, many individuals telephone the Commission to register complaints. In Fiscal Year 2003, the Commission received numerous telephone calls. Callers are offered an opportunity to explain their grievances and are also informed about how to file a formal complaint. Callers are routinely sent a follow-up letter detailing the language and procedures necessary to file a formal complaint along with an explanation of the applicable confidentiality provisions of Maryland Rule 16-810.

During Fiscal Year 2003, the Commission considered 138 written complaints. The total number of complaints in Fiscal Year 2003 represented a decrease of four from the total complaints in the prior fiscal year. Of the 138

complaints, 30 lacked affidavits, were outside of the Commission’s jurisdiction, or did not meet the requirements of the Rules. Six complaints were filed by practicing attorneys, 35 by inmates, and six were initiated by Investigative Counsel on his own initiative pursuant to Maryland Rule 16-805(d). The remaining 91 were filed by members of the general public. Some complaints were directed simultaneously against more than one judge, and sometimes a single jurist was the subject of multiple complaints.

Complaints against Circuit Court judges totaled 87, 35 complaints were made against District Court judges, six complaints were filed against Court of Special Appeals judges, and eight complaints were filed against Court of Appeals judges. There were no complaints filed against any Orphans’ Court Judges.

Litigation over family law matters (divorce, alimony custody, visitation) prompted 28 complaints, criminal cases (including traffic violations) prompted 54 complaints, and 41 arose from other civil litigation. Fifteen complaints failed to fit in any of those categories.

Twenty-five cases remained open at the end of the fiscal year, pending further investigation or receipt of additional information.

The vast majority of complaints in Fiscal Year 2003 were dismissed because the allegations set forth in the complaints were either found to be unsubstantiated, or the conduct complained about did not constitute sanctionable conduct.

Mediation and Conflict Resolution Office

The Maryland Mediation and Conflict Resolution Office (MACRO) is a small court-related agency created and chaired by the Honorable Robert M. Bell, Chief Judge of the Court of Appeals of Maryland. MACRO serves as an alternative dispute resolution (ADR) resource for the state and provides information to the public about non-litigious, non-violent conflict resolution methods. MACRO collaborates with stakeholders to help establish, expand, evaluate, and support conflict resolution services in courts, communities, schools, state and local government agencies, criminal and juvenile justice programs, family service programs, and the business community. Originally established by Chief Judge Bell in 1998 as the Maryland Alternative Dispute Resolution (ADR) Commission, MACRO now serves as a resource for groups and individuals interested in a wide array of conflict resolution processes and programs. Chief Judge Bell chairs MACRO's multi-disciplinary Advisory Board, and champions advancing peaceful conflict resolution in society, as well as in the courts. Contributing to the development of a society where children and adults routinely resolve their own disputes, amicably and creatively, is of great benefit to the courts and to the people they serve.

MACRO's work has had a great impact on the use of mediation and other forms of conflict resolution in Maryland. ADR programs have increased exponentially across the State.

MACRO promotes quality assurance and accountability for ADR programs throughout Maryland. MACRO's vision is to have high quality ADR services and education that increase the public's access to justice, make the courts more efficient and user-friendly, empower more people to control the outcomes of their own disputes, and promote a more peaceful and civil society. In working toward these outcomes, MACRO is guided by a detailed action plan called *Join the Resolution*, which was adopted by the ADR Commission after an extensive, statewide, consensus-building process.

MACRO provides guidance, technical assistance and support to help develop and expand conflict resolution programs throughout Maryland. MACRO's Fiscal Year 2003 activities leveraged more than \$500,000 from other sources, as well as countless volunteer hours for conflict resolution programs around the State. In addition, MACRO is completing three statewide collaborative projects that are working to develop (1) a mediator excellence program, (2) an evaluation system for all court ADR programs, and (3) an evaluation system for all community mediation centers.

In the five years since Chief Judge Bell created the ADR Commission, ADR programs have grown substantially in Maryland. Some of that growth has occurred without the direct assistance of MACRO, and in much of it, MACRO has played the role of a catalyst -- offering brainstorming assistance, information, resources and support -- to create, strengthen

and expand a wide array of conflict resolution programs and initiatives statewide.

To help the public keep up with the growth of mediation programs statewide, MACRO, in cooperation with the Maryland Legal Services Corporation, has released a new "*Consumers' Guide to Mediation Services in Maryland*." The Guide lists the specific mediation programs operating in each jurisdiction, both within and outside of the courts. MACRO also operates an e-mail listserv to keep the ADR practitioner community abreast of its work, as well as to announce job opportunities, training opportunities, conferences, and other events that help to advance the dispute resolution field in Maryland.

Highlights of MACRO's Fiscal Year 2003 accomplishments in each major area of its work are as follows:

Circuit Court

MACRO provides assistance for ADR projects in circuit courts throughout Maryland. This support enables circuit courts to create new dispute resolution programs and to expand or enhance existing programs. MACRO provides start-up support for circuit court projects for up to three years, and recipients must report on efforts to make their programs self-sufficient and/or identify local support to maintain their programs for the long term. In Fiscal Year 2003, MACRO supported programs in the Circuit Courts for Allegany County, Baltimore City, Baltimore County and Howard County. In addition, it helped to create a new mediation program at the Legal Aid Bureau in

Baltimore. In previous years, MACRO has supported ADR projects in the Circuit Courts for Anne Arundel, Charles, Frederick, Howard, Montgomery, Somerset and Worcester Counties, and most of these programs became self-sufficient in Fiscal Year 2003. MACRO also supported Fiscal Year 2003 programs to train attorneys and advocates about how to represent clients effectively using ADR and an ongoing mediation training scholarship program for retired judges.

In Fiscal Year 2003, the fastest growing mediation programs in the circuit courts were dependency mediation programs, which are operating in five circuit court jurisdictions with growing interest in many other parts of the State. Two kinds of dependency cases are being mediated in these programs. Child in Need of Assistance (CINA) cases are initiated when there has been an allegation of child abuse or neglect. Appropriate cases are being referred to mediation to bring groups together that may include parents, social workers, educators, health care practitioners, and extended family members or other supporters of the family to work with a mediator to develop a plan to support the safety of the child and the well-being of the family, with an eye toward reunification with parents when possible. Appropriate Termination of Parental Rights (TPR) cases also are being referred for mediation among birth parents, adoptive parents, and service providers, all of whom work with a mediator to determine the future relationship, if any, birth parents have with the child. MACRO works closely with the

Administrative Office of the Court's Department of Family Administration to help educate courts and others about dependency mediation programs. MACRO is taking part in a collaborative effort being led by the Department of Family Administration, to develop best practices for court-related family ADR programs.

District Court

In Fiscal Year 2003, MACRO helped support the work of the District Court ADR Office that creates and operates mediation and settlement conference facilitation programs in District Court jurisdictions across Maryland. All ADR services in the District Court are offered free of charge to litigants, and services are provided by volunteers from local bar associations, community-based mediation programs, and other community organizations across the state. Services include day of trial mediation, pre-trial mediation referrals, peace order mediation, and settlement conference facilitation. In addition, the District Court ADR Office created a pretrial mediation program for more complex "special set" cases. This program was initiated in Montgomery County in partnership with the Conflict Resolution Center of Montgomery County and designated members of the bar. A similar partnership was established in Baltimore County with the Office of Administrative Hearings (OAH) and the Baltimore County Bar Association.

Also in Fiscal Year 2003, the District Court ADR Office created

and distributed to courts statewide an educational video to orient litigants to ADR processes. The office also provides information to the public and promotes the use of mediation in civil and criminal disputes. Quality assurance and continued education are ongoing priorities in the District Court, helping to ensure that volunteer ADR practitioners are highly skilled, ethical, and conscientious.

Community Mediation

MACRO supports a non-profit 501(c)3 organization called the Maryland Association for Community Mediation (MACMC), which assists existing community mediation centers and helps create new centers throughout the State. In collaboration with MACMC, MACRO operates an innovative performance-based funding model that rewards centers for increasing their outreach efforts, intake services, and number of mediations. In addition, MACRO provides start-up support to new centers that operate in conformance with a community mediation model adopted by the ADR Commission. Since MACRO began supporting community mediation, the number of community mediation centers has increased from nine to fifteen statewide, and service levels at all of the centers have increased dramatically, with statewide performance measures doubling within the past year alone.

Community mediation is an important resource for the court, providing vital conflict resolution services at the neighborhood level, preventing violence and addressing the underlying causes of conflict in

a manner that cannot be achieved in a courtroom. Community mediation programs provide free services to the District Court, do outreach and conflict resolution education in the community, and also accept referrals from police, prosecutors, schools, social service agencies and others, including self-referrals. They build effective working relationships with local government and community service organizations, and are on the front lines making a difference everyday in our neighborhoods. With support from MACRO, all fifteen centers are collaborating on an important research project designed to measure the impact and quality of community mediation services in Maryland. Lead by MACMC's Director of Research and Training, this research will have results that are expected to be of great benefit to community mediation and the wider ADR community.

Schools and Universities

MACRO supports the development and expansion of effective, peer mediation and conflict resolution projects in schools and universities. Having supported individual conflict resolution projects at well over two dozen schools across Maryland, MACRO took a major step in Fiscal Year 2003 by forming a partnership with the Maryland State Department of Education and the University of Maryland School of Law Center for Dispute Resolution to launch a special program to support small and innovative school-based conflict resolution programs. In its first year, this program supported ten innovative school-based initiatives and served

as a critical first step toward creating a renewed emphasis on peace making in Maryland schools.

In higher education, highlights of MACRO's work in Fiscal Year 2003 included supporting startup of a peer mediation program at Salisbury University, as well as assistance in Salisbury's efforts to develop a post-graduate program in dispute resolution and a speakers series on peacemaking in the community. MACRO also supported a field service program at the University of Maryland School of Social Work, a conference on ADR in health care disputes with the University of Maryland School of Law, a regional mediator training initiative with Allegany Community College and Chesapeake College, and a research and training effort on family mediation with the University of Baltimore.

Criminal and Juvenile Justice

Mediation and other conflict resolution processes in the areas of criminal and juvenile justice help address underlying conflicts and prevent disputes from escalating or recurring. In Fiscal Year 2003, MACRO supported new mediation programs at State's Attorneys' Offices in Harford, Howard, and Prince George's Counties. These programs are diverting many citizens' complaints about neighbor-to-neighbor misdemeanors into mediation.

In addition, MACRO supported the ongoing work of a statewide community conferencing center to resolve juvenile justice matters, creation of a new community

conferencing service in Montgomery County, and enhanced conflict resolution training, community conferencing and mediation services in partnership with the Baltimore City School Police. Community conferencing is a successful community-based diversion for juvenile misdemeanor crimes that strengthens existing community assets by involving everyone affected by an incident in deciding how best to repair the harm and prevent future occurrences, while helping juveniles and their families access community-based services. Other unique and innovative MACRO-sponsored criminal and juvenile justice projects include (a) an innovative conflict management skills training program for inmates at Baltimore City Correctional Center conducted by the Institute for Behavioral Health and Spirituality, (b) a new Council of Elders dispute resolution program operated in Montgomery County by the African Immigrants and Refugees Foundation, (c) a peer mediation program at the Prince George's County Detention Center, and (d) a victim-offender mediation program in Howard County.

State and Local Government

In the realm of government dispute resolution projects, MACRO works in close collaboration with the Attorney General's Office. MACRO has supported numerous collaborative problem solving processes, while also helping government agencies to train staff in effective conflict management and to identify possible uses of mediation. As an arm of the Judiciary, MACRO does not advise

executive agencies about when to use ADR. Instead, MACRO seeks to assist agencies in efforts they identify as appropriate for ADR use, while also providing resources and technical support needed to help them explore possibilities in this field. MACRO has sponsored 40-hour mediation training programs at the Office of Administrative Hearings for Administrative Law Judges and staff, as well as for Assistant Attorneys General and Executive Branch agency personnel. In addition, MACRO has supported training at the Attorney General's Office in advanced negotiation and in effectively representing government clients in mediation.

Highlights of MACRO's Fiscal Year 2003 work with government agencies included (a) providing facilitation services to resolve a multi-party land use dispute in St. Michael's, (b) creating an Eastern Shore mental health collaborative to address service delivery conflicts arising with dual diagnosis patients, (c) launching a program to resolve conflict among farmers and migrant workers on the Eastern Shore, (d) developing a facilitated, collaborative process for siting a crisis center in Howard County, and (e) using mediation to resolve a complicated family case involving DSS and several other agencies. In addition, MACRO supported training for Department of Natural Resources employees and anticipates continued work on that agency's tributary strategies initiative in Fiscal Year 2004. MACRO also is participating in a national evaluation project with four other state offices of dispute resolution to assess the effects of its

work in this area.

Evaluation, Quality Assurance and Public Education

A major part of MACRO's mission is to raise the profile of mediation and conflict resolution opportunities statewide, while promoting high quality services that are tailored to the diverse needs of service recipients across the State. Highlights of MACRO's work in this area include:

- * leading two statewide collaborative processes on evaluation, one to develop a uniform evaluation system for court-based programs and one to measure the statewide effects of community mediation programs
- * coordinating a statewide project to build consensus on a mediator excellence program
- * developing posters, brochures, videos, and other informational materials about the benefits of mediation in various contexts
- * promoting an ADR pledge campaign for businesses and law firms, and offering speakers bureau presentations on the business benefits of using ADR
- * conducting bench marking research to assess the Maryland business community's use of, and perspectives on, ADR processes.

A National Leader

With Chief Judge Bell's vision and leadership, MACRO has helped move Maryland from being

a state lagging behind with regard to ADR, to being a national leader in the field of conflict resolution, as well as a model for other states and even a few foreign governments just starting ADR programs. MACRO's work has been featured prominently at numerous national ADR events and acknowledged with major awards from the Association for Conflict Resolution and the CPR Institute for Dispute Resolution.

Most recently, the American Bar Association's (ABA) Dispute Resolution Section acknowledged Maryland's progress by giving Chief Judge Bell its prestigious 2003 D'Alemberte/Raven Award for outstanding contributions to the field of conflict resolution. This award acknowledges Judge Bell's well-deserved place among the ranks of national leaders in the field, such as past recipients Roger Fisher, co-author of the dispute resolution classic *Getting to Yes*, and Janet Reno, former U. S. Attorney General who integrated ADR into the civil division of the U.S. Department of Justice. Judge Bell is the first state court judge ever to receive this award.

In his acceptance speech, Judge Bell summed up very well the benefits ADR provides the courts and the citizens of Maryland. He said that "*in Maryland, we know that mediation is not a panacea. It is not always appropriate, and it does not always work. When it does work, however, it can go far beyond the simple goal of a fast compromise or settlement. It is a process that can help people in conflict develop the skills to sit down together, to deepen their understanding of the underlying*

issues, and to work on creative win/win solutions. In my view, such real human benefits far outweigh the benefits we are achieving in the area of docket control and speak much more directly to real justice for all.”

Rules Committee

Under Article IV, Section 18 (a) of the Maryland Constitution, the Court of Appeals is empowered to regulate and revise the practice and procedure in, and the judicial administration of, the courts of this State; and under Annotated Code of Maryland, Courts and Judicial Proceedings Article, §13-301 the Court of Appeals may appoint "a standing committee of lawyers,

judges, and other persons competent in judicial practice, procedure or administration" to assist the Court in the exercise of its rule-making power. The Standing Committee on Rules of Practice and Procedure, often referred to simply as the Rules Committee, was originally appointed in 1946 to succeed an *ad hoc* Committee on Rules of Practice and Procedure created in 1940. Its members meet regularly to consider proposed amendments and additions to the Maryland Rules of Practice and Procedure and submit recommendations for change to the Court of Appeals.

Minutes of the meetings of the

Rules Committee from 1997 to the present and the text of the most recent rules changes proposed by the Committee and Rules Orders entered by the Court of Appeals are available through the Maryland Judiciary's website at www.courts.state.md.us/rules.

In addition to developing proposed new rules and amendments to existing rules, the Rules Committee and its staff maintain rules history archives; provide research assistance to judges, lawyers, and others who have rules history questions; and participate in educational programs involving the Maryland Rules of Practice and Procedure.

<i>The Standing Committee on Rules of Practice and Procedure</i>	
<i>Hon. Joseph F. Murphy, Jr., Chair, Chief Judge, Court of Special Appeals Linda M. Schuett, Esquire, Vice Chair, Anne Arundel County Bar</i>	
F. Vernon Boozer, Esquire <i>Baltimore County Bar</i>	Timothy F. Maloney, Esquire <i>Prince George's County Bar</i>
Lowell R. Bowen, Esquire <i>Baltimore City Bar</i>	Hon. John F. McAuliffe <i>Court of Appeals (retired); Emeritus</i>
Prof. Robert R. Bowie <i>Talbot County Bar; Emeritus</i>	Hon. William D. Missouri <i>Circuit Court for Prince George's County</i>
Albert D. Brault, Esquire <i>Montgomery County Bar</i>	Hon. John L. Norton <i>District Court, Dorchester County</i>
Robert L. Dean, Esquire <i>Prince George's County Bar</i>	Anne C. Ogletree, Esquire <i>Caroline County Bar</i>
Hon. James W. Dryden <i>District Court, Anne Arundel County</i>	Debbie L. Potter, Esquire <i>Anne Arundel County Bar</i>
Hon. Ellen M. Heller <i>Circuit Court for Baltimore City</i>	Larry W. Shipley <i>Clerk, Circuit Court for Carroll County</i>
Hon. G. R. Hovey Johnson <i>Circuit Court for Prince George's County (retired); Emeritus</i>	Norman R. Stone, Jr., Esquire <i>State Senator, Baltimore County</i>
Hary S. Johnson, Esquire <i>Baltimore City Bar</i>	Melvin J. Sykes, Esquire <i>Baltimore City Bar</i>
Hon. Joseph H. H. Kaplan <i>Circuit Court for Baltimore City; Emeritus</i>	Roger W. Titus, Esquire <i>Montgomery County Bar</i>
Hon. Richard M. Karceski, Esquire <i>Baltimore County Bar</i>	Joseph F. Vallario, Jr., Esquire <i>State Delegate, Prince George's County</i>
Robert D. Klein, Esquire <i>Anne Arundel County Bar</i>	Robert A. Zarnoch, Esquire <i>Assistant Attorney General</i>
Joyce H. Knox, Esquire <i>Baltimore City Bar</i>	
Sandra F. Haines, Esquire, <i>Reporter</i> Sherie B. Libber, Esquire, <i>Assistant Reporter</i>	

DEFINITIONS

Adoption/Guardianship

This includes all civil adoptions and guardianships including regular adoptions, guardianship with right to adoption, and guardianship with right to consent to long-term care short of adoption. Guardianship of incompetents are reported in "Other General".

Adult

A person who is 18 years old or older charged with an offense relating to juveniles to be heard in Juvenile Court (See § 3-831 of Courts and Judicial Proceedings Article.)

Appeal

The resorting to a higher court to review, rehear, or retry a decision of a tribunal below. This includes appeals to the circuit court, the Court of Special Appeals, and the Court of Appeals.

Appeals to the circuit courts include:

1. Record - The judge's review of a written or electronic recording of the proceedings in the District Court.
2. De Novo - The retrial of an entire case initially tried in the District Court.
3. Administrative Agency - appeals from decisions rendered by administrative agencies. For example:

- Department of Personnel
- County Commissioner
- Department of Taxation and

- Assessments
- Employment Security
- Funeral Director
- Liquor License Commissioners
- Physical Therapy
- State Comptroller (Sales Tax, etc.)
- State Motor Vehicle Authority
- Supervisors of Elections
- Workmen's Compensation Commission
- Zoning Appeals
- Any other administrative body from which an appeal is authorized.

Application for Leave to Appeal

Procedural method by which a petitioner seeks leave of the Court of Special Appeals to grant an appeal. When it is granted, the matter addressed is transferred to the direct appeal docket of the Court for customary briefing and argument. Maryland statutes and Rules of Procedure permit applications in matters dealing with post conviction, inmate grievances, appeals from final judgment following guilty plea, and denial of or grant of excessive bail in habeas corpus proceedings.

Case

A matter having a unique docket number; includes original and reopened (post judgment) matters.

Caseload

The total number of cases filed or pending with a court during a specific period of time. Cases may include all categories of matters (civil-general, civil-family, juvenile,

and criminal).

C.I.N.A. (Child in Need of Assistance)

Refers to a child who needs the assistance of the court because:

1. The child is mentally handicapped or
2. Is not receiving ordinary and proper care and attention, and
3. The parents, guardian, or custodian are unable or unwilling to give proper care and attention.

C.I.N.S. (Child in Need of Supervision)

Refers to a child who requires guidance, treatment, or rehabilitation because of habitual truancy, ungovernableness, or behavior that would endanger himself or others. Also included in this category is the commission of an offense applicable only to children.

Condemnation

The process by which property of a private owner is taken for public use without the owner's consent but upon the award and payment of just compensation.

Contested Confessed Judgment

The act of a debtor in permitting judgment to be entered by a creditor immediately upon filing of a written statement by the creditor to the court.

Contracts

A case involving a dispute over

oral or written agreements between two or more parties.

Breaches of verbal or written contracts.

Landlord/tenant appeals from District Court.

Delinquency

Commission of an act by a juvenile which would be a crime if committed by an adult.

Disposition

Entry of final judgment in a case.

District Court - Contested

Only applies to civil, a case that has gone to trial and both parties (plaintiff and defendant) appear.

District Court Criminal Case

Single defendant charged per single incident. It may include multiple charges arising from the same incident.

District Court Filing

The initiation of an action or case in the District Court.

Divorce, Nullity

A proceeding to dissolve a marriage. Original filings under this category include divorce a vinculo matrimonii, divorce a mensa et thoro, and annulment. A reopened case under this category includes hearings held after final decree or other termination in the original case. A reopened case may involve review of matters other than the divorce itself as long as the original case was a divorce. (Examples of

the latter may be a contempt proceeding for nonpayment of support, noncompliance with custody agreement, modification of support, custody, etc.)

Docket

Formal record of court proceedings.

Filing

Formal commencement of a judicial proceeding by submitting the necessary papers pertaining to it. Original filing under one docket number and subsequent reopenings under the same number are counted as separate filings.

Fiscal Year

The period of time from July 1 of one year through June 30 of the next. For example: July 1, 2002 to June 30, 2003.

Hearings

Criminal - Any activity occurring in the courtroom, or in the judge's chambers on the record and/or in the presence of a clerk, is considered a hearing, except trials or any hearing that does not involve a defendant.

Examples of Hearings in Criminal

- Arrestment
- Discovery motion
- Guilty plea
- Motion to quash
- Motion to dismiss
- Motion for change of venue
- Motion to continue
- Motion to suppress
- Motion to sever
- Nolo contendere
- Not guilty with agreed statement of

facts

- Sentence modifications
- Violation of probation

Civil - A presentation either before a judge or before a master empowered to make recommendations, on the record or in the presence of a clerk or court reporter, for purposes other than final determination of the facts of the case. Electronic recording equipment, for definition purposes, is the equivalent to the presence of a court reporter.

Examples of Hearings in Civil

- Motion to compel an answer to an interrogatory
- Motion ne recipiatur
- Motion for judgment by default
- Demurrer
- Motion for summary judgment
- Motion to vacate, open, or modify confession of judgment
- Preliminary motions presented in court, including motions for continuance
- Determination of alimony pendente lite, temporary custody, etc., in divorce case
- Contempt or modification hearings
- Juvenile-A presentation before a judge, master, or examiner on the record in the presence of a clerk or court reporter. Electronic recording equipment, for definition purposes, is the equivalent to the presence of a court reporter.

Examples of Hearings in Juvenile

- Preliminary motions presented in court
- Arrestment or preliminary inquiry
- Detention (if after filing of petition)
- Merits or adjudication
- Disposition
- Restitution

- Waiver
- Review
- Violation of probation

cases settled out of court.)

Court, attachments on original process, and mandamus.

Indictment

The product of a grand jury proceeding against an individual.

Information

Written accusation of a crime prepared by the State's Attorney's Office.

Jury Trial Prayer-Motor Vehicle

A request for trial by jury in the circuit court for a traffic charge normally heard in the District Court. To pray a jury trial in a motor vehicle case, the sentence must be for more than six months.

Jury Trial Prayer-Other (Criminal)

A request for a trial by jury in the circuit court for charges normally heard in the District Court, except traffic charges or nonsupport.

Miscellaneous Docket

Established and maintained primarily as a method of recording and identifying those preliminary proceedings or collateral matters before the Court of Appeals other than direct appeals.

Motor Torts

Personal injury and property damage cases resulting from automobile accidents. (This does not include boats, lawn mowers, etc., nor does it include consent

Motor Vehicle Appeals

An appeal of a District Court verdict in a traffic charge.

Nolle Prosequi

A formal entry upon the record by the plaintiff in a civil suit, or the State's Attorney in a criminal case, to no longer prosecute the case.

Nonsupport

A criminal case involving the charge of nonsupport.

Original Filing

See "Filing".

Other Appeals (Criminal)

An appeal of a District Court verdict except one arising from a traffic charge or nonsupport.

Other Domestic Relations

Matters related to the family other than divorce, guardianship, adoption, or paternity. Examples of this category include support custody, and U.R.E.S.A. cases.

Other General

This category includes, among other things, injunctions, change of name, foreclosure, and guardianship of incompetent persons.

Other Law

This category includes, among other things, conversion, detinue, ejectment, issues from Orphans'

Other Torts

Personal injury and property damage cases resulting from: Assault and battery-an unlawful force to inflict bodily injury upon another.

Certain attachments.

Consent tort.

False imprisonment-the plaintiff is confined within boundaries fixed by the defendant for some period of time.

Libel and slander - a defamation of character.

Malicious prosecution-without just cause an injury was done to somebody through the means of a legal court proceeding.

Negligence-any conduct falling below the standards established by law for the protection of others from unreasonable risk of harm.

Paternity

A suit to determine fatherhood responsibility of a child born out of wedlock.

Pending Case

Case in which no final disposition has occurred.

Post Conviction

Proceeding instituted to set aside a conviction or to correct a sentence that was unlawfully imposed.

Definitions

Reopened Filing

The first hearing held on a case after a final judgment on the original matters has been entered.

Stet

Proceedings, are stayed; one of the ways a case may be terminated.

Termination

Same as "Disposition".

Trials

- **Criminal**

Court Trial-A contested hearing on the facts of the case to decide the guilt or innocence of the defendant where one or more witnesses has been sworn.

Jury Trial-A contested hearing on the facts of the case to decide the guilt or innocence of the defendant, where the jury has been sworn.

• **Civil**

Court Trial-A contested hearing on any one or all merits of the case, presided over by a judge, to decide in favor of either party where testimony is given by one

or more persons. Note: "Merits" is defined as all pleadings prayed by the plaintiff in the original petition that created the case. Divorce, custody, child support, etc., are examples that might be considered merits in a civil case.

Jury Trial-A contested hearing on the facts of the case to decide in favor of either party where the jury has been sworn.

Unreported Category

A case that has been reported but not specifically identified as to case type by the reporting court.