

**COVID-19 Statistical Document**  
**Phases III-IV (August- October 2020)**  
**Judicial Case Activity**  
**May 2021**



**Contents**

**Introduction** ..... 1

**Overview: COVID-19 Phase III of Judicial Operations** ..... 1

**Overview: COVID-19 Phase IV of Judicial Operations** ..... 1

**Document Overview** ..... 1

    Statewide and County Case Filings ..... 1

    Data by Case Category ..... 2

    Case Category Data Elements ..... 2

    Problem-Solving Courts (PSC) ..... 4

**Circuit Court - Original Case Filings** ..... 5

    Table 1: All Circuit Court Original Case Filings – By Case Category, August-October 2019 and 2020 ... 5

    Table 2: Circuit Court Total Original Case Filings – By County, August-October 2019 and 2020 ..... 6

    Table 3: Circuit Court Civil Original Case Filings – By County, August-October 2019 and 2020 ..... 7

    Table 4: Circuit Court Civil-Family Original Case Filings – By County, August-October 2019 and 2020. 8

    Table 5: Circuit Court Juvenile Original Case Filings – By County, August-October 2019 and 2020 ..... 9

    Table 6: Circuit Court Criminal Original Case Filings – By County, August-October 2019 and 2020.... 10

**Circuit Court Domestic Violence Case Activity** ..... 11

    Table 7: Circuit Court Domestic Violence Original Case Filings, Protective Orders by Type\*, and Hearings Held/Concluded August-October 2019 and 2020 ..... 11

    Figure 1: Monthly Total Circuit Court Domestic Violence Original Case Filings, 2019 and 2020 ..... 12

    Figure 2: Monthly Total Circuit Court Protective Orders, 2019 and 2020 ..... 13

    Figure 3: Circuit Court Domestic Violence Hearings Held/Concluded, 2019 and 2020 ..... 14

**Circuit Court Civil Case Activity** ..... 15

    Table 8: Circuit Court Original Civil Case Filings and Hearings Held/Concluded August - October 2019 and 2020 ..... 15

    Figure 4: Monthly Circuit Court – Original Case Filings – Case Category: Civil, 2019 and 2020 ..... 16

    Figure 5: Monthly Circuit Court – Original Case Filings – Case Type: Foreclosure (Residential), 2019 and 2020 ..... 17

    Figure 6: Monthly Circuit Court Civil Hearings Held/Concluded, 2019 and 2020 ..... 18

**Circuit Court Civil-Family Case Activity** ..... 19

    Table 9: All Circuit Court Civil-Family Original Case Filings, Hearings Held/Concluded, August - October 2019 and 2020 ..... 19

    Figure 7: Monthly Circuit Court – Original Case Filings – Case Category: Civil- Family, 2019 and 2020 ..... 20

Figure 8: Monthly Circuit Court – Original Case Filings – Case Type: Child Custody (Versus), 2019 and 2020..... 21

Figure 9: Monthly Circuit Court – Original Case Filings – Case Type: Child Support (Agency), 2019 and 2020..... 22

Figure 10: Monthly Circuit Court – Original Case Filings – Case Type: Divorce (Absolute), 2019 and 2020..... 23

Figure 11: Monthly Circuit Court – Original Case Filings – Case Type: Divorce (Limited), 2019 and 2020..... 24

Figure 12: Monthly Circuit Court Civil Family Hearings Held/Concluded, 2019 and 2020..... 25

Figure 13: Monthly Circuit Court Divorce Hearings Held/Concluded – Contested, 2019 and 2020 .... 26

Figure 14: Monthly Circuit Court Divorce Hearings Held/Concluded – Uncontested, 2019 and 2020 27

**Circuit Court Juvenile Case Activity ..... 28**

Table 10: All Circuit Court Juvenile Original Case Filings, Hearings Held/Concluded, August – October 2019 and 2020..... 28

Figure 15: Monthly Circuit Court – Original Case Filings – Case Category: Juvenile, 2019 and 2020 .. 29

Figure 16: Monthly Circuit Court Juvenile Hearings Held/Concluded, 2019 and 2020..... 30

**Circuit Court Criminal Case Activity ..... 32**

Table 11: Circuit Court Criminal Case Activity – Case Filings, Pleas, Hearings Held/Concluded and Dispositions August - October 2019 and 2020..... 32

Figure 18: Monthly Circuit Court – Original Case Filings – Case Category: Criminal, 2019 and 2020.. 33

Figure 19: Monthly Circuit Court – Criminal Case Activity – Criminal Pleas (Total Charges Pled), 2019 and 2020..... 34

Figure 20: Monthly Circuit Court – Criminal Case Activity – Criminal Pleas (Unique Cases), 2019 and 2020..... 35

Figure 21: Monthly Circuit Court Criminal Hearings Held/Concluded, 2019 and 2020 ..... 36

Figure 22: Monthly Circuit Court Bail Review Hearings Held/Concluded, 2019 and 2020 ..... 37

Figure 23: Monthly Circuit Court – Criminal Case Activity – Criminal Dispositions (Charges), 2019 and 2020..... 38

Figure 24: Monthly Circuit Court – Criminal Case Activity – Criminal Dispositions (Cases), 2019 and 2020..... 39

**District Court - Original Case Filings ..... 40**

Table 12: All District Court Original Case Filings – By Case Category\*, August - October 2019 and 2020..... 40

Table 13: District Court Total Original Case Filings – By County, August - October 2019 and 2020 .... 41

Table 14: District Court Civil Original Case Filings – By County, August - October 2019 and 2020 ..... 42

Table 15: District Court Motor Vehicle Original Case Filings – By County, August - October 2019 and 2020..... 43

Table 16: District Court Landlord-Tenant Original Case Filings – By County, August - October 2019 and 2020..... 44

Table 17: District Court Criminal Original Case Filings – By County, August - October 2019 and 2020 ..... 45

**District Court Domestic Violence Case Activity ..... 46**

    Protective Orders ..... 46

    Table 18: District Court Domestic Original Case Filings, Protective Orders\*by Order Type and Hearings Held/Concluded August - October 2019 and 2020 ..... 46

    Figure 25: Monthly Total District Court Domestic Violence Original Case Filings 2019 and 2020..... 47

    Figure 26: Monthly Total District Court Domestic Violence Protective Orders, 2019 and 2020 ..... 48

    Figure 27: Monthly District Court Domestic Violence Protective Order Hearings Held/Concluded, 2019 and 2020 ..... 49

    Extreme Risk Protective Orders (ERPO) ..... 50

    Table 19: District Court ERPO\* Original Case Filings, ERPOs by Order Type and Hearings Held/Concluded August - October 2019 and 2020 ..... 50

    Figure 28: Monthly District Court ERPO Original Case Filings, 2019 and 2020 ..... 51

    Figure 29: Monthly Total District Court ERPOs, 2019 and 2020 ..... 52

    Figure 30: Monthly District Court ERPO Hearings Held/Concluded, 2019 and 2020..... 53

    Peace Orders ..... 54

    Table 20: District Court Peace Order\* Original Case Filings, Peace Orders by Order Type and Hearings Held/Concluded August - October 2019 and 2020 ..... 54

    Figure 31: Monthly District Court Peace Order Original Case Filings, 2019 and 2020..... 55

    Figure 32: Monthly Total District Court Peace Orders, 2019 and 2020 ..... 56

    Figure 33: Monthly District Court Peace Order Hearings Held/Concluded, 2019 and 2020..... 57

**District Court – Civil Case Activity ..... 58**

    Table 21: District Court Original Civil Case Filings and Hearings Held/Concluded August – October 2019 and 2020 ..... 58

    Figure 34: District Court Civil Case Filings, 2019 and 2020 ..... 59

    Figure 35: District Court Civil Hearings Held/Concluded 2019 and 2020..... 60

    Figure 36: District Court Emergency Evaluations Filed, 2019 and 2020 ..... 61

    Figure 37: District Court Emergency Evaluations Granted 2019 and 2020 ..... 62

**District Court Criminal Case Activity..... 63**

    Table 22: District Court Original Criminal Case Filings, Hearings Held/Concluded, Pleas and Dispositions August – October 2019 and 2020 ..... 63

    Figure 38: District Court Criminal Case Filed, 2019 and 2020 ..... 64

Figure 39: District Court Criminal Pleas, 2019 and 2020..... 65

Figure 40: District Court Criminal Hearings Held/Concluded 2019 and 2020..... 66

Figure 41: District Court Criminal Bail Review Hearings 2019 and 2020..... 67

Figure 42: District Court Total Criminal Dispositions 2019 and 2020 ..... 68

Figure 43: District Court Criminal Trial Dispositions, 2019 and 2020..... 69

Figure 44: District Court Criminal Non-Trial Dispositions 2019 and 2020..... 70

**District Court Motor Vehicle Case Activity..... 71**

Table 23: District Court Motor Vehicle Cases Filed, Hearings Held/Concluded and Dispositions August - October 2019 and 2020..... 71

Figure 45: District Court Motor Vehicle Cases Filed, 2019 and 2020 ..... 72

Figure 46: District Court Motor Vehicle Case Pleas, 2019 and 2020 ..... 73

Figure 47: District Court Motor Vehicle Hearings Held/Concluded, 2019 and 2020 ..... 74

Figure 48: District Court Motor Vehicle Bail Review Hearings, 2019 and 2020 ..... 75

Figure 49: District Court Motor Vehicle Dispositions, 2019 and 2020 ..... 76

**Problem-Solving Court Activity ..... 77**

Table 24: Problem-Solving Court (PSC) Hearings, Number of Participants in Attendance Phases 1-4\* 2019 and 2020..... 77

Figure 50: District and Circuit Court PSC Hearings, Number of Participants in Attendance Phases 1 – IV 2019 and 2020..... 78

**Appendices ..... 1**

Appendix A: COVID 19 Timeline ..... 1

Appendix B: COVID Administrative Orders\*(Active) ..... 1

Appendix C: Judicial Operations by Court and Phase..... 2

Phase I: March 16, 2020 - June 5, 2020..... 2

    District Court..... 2

    District Court Commissioners..... 2

    Circuit Courts..... 2

    Court of Special Appeals..... 3

    Court of Appeals..... 3

Phase II: June 5, 2020-July 19, 2020 and December 22, 2020-March 14, 2021..... 3

    District Court..... 3

    District Court Commissioners..... 4

    Circuit Courts..... 4

Phase III: July 20, 2020 – August 30, 2020 and November 16, 2020 – November 29, 2020..... 6

    District Court..... 6

District Court Commissioners ..... 6

Circuit Courts ..... 7

Court of Special Appeals ..... 8

Court of Appeals ..... 8

Phase IV: August 31, 2020- November 15, 2020 and March 15, 2021 through April 25, 2021 ..... 8

    District Court ..... 8

    Circuit Courts ..... 9

Phase V: Beginning April 26, 2021 ..... 9

## Introduction

On March 15, 2021 the Maryland Judiciary transitioned from Phase II Operational Environment to Phase IV Operational Environment under Chief Barbera's February 16, 2021 order, [Amended Administrative Order Expanding Statewide Judiciary operations in Light of the COVID-19 Emergency](#). Phase II operational guidelines were resumed on November 30, 2020 in response to a second wave of COVID-19 cases in Maryland, and consistent with guidance from the Center for Disease Control (CDC). Previous to the second wave Phase II, the Judiciary had successfully moved from Phase I through IV of the [Judiciary's Phased Reopening Plan](#) and briefly re-entered Phase III from November 16, 2020 November 30, 2020. Phase V, in which all courts resumed full operations, was initiated on April 26, 2021

The Judiciary, having previously produced a statistical document on judicial activities during Phase I (March 2020 - May 2020), and Phase II (June 2020 - July 2020) are providing an update on activities during the subsequent phases of reopening. The purpose of this document is to provide a statistical record of select judicial operations during Phases III and IV of the COVID-19 health emergency, from August 2020 through October 2020. Data from the same time period in 2019 is provided for statistical comparison. Please see [Appendix C](#) for a description of judicial operations under Phases I-V of the [February 16, 2021 Administrative Order](#).

### Overview: COVID-19 Phase III of Judicial Operations

During Phase III (August 2020) Clerks', offices in the District Court of Maryland and circuit courts throughout the state remained open to the public for emergency purposes and by appointment for other matters. In Phase III, the District Court and circuit courts heard specific case types remotely or in-person, including in the District Court, criminal, traffic, civil, domestic violence, peace orders, Extreme Risk Protective Orders, and landlord-tenant cases; and in the Circuit Courts, civil, criminal, family, Child in Need of Assistance (CINA), and juvenile matters.

Additionally, courts across Maryland continued to use technology for remote proceedings, either by video or telephone, depending on court location.

### Overview: COVID-19 Phase IV of Judicial Operations

During Phase IV (September – October 2020) courts were open to the public and resumed non-jury trials and contested hearings in criminal, civil, family and juvenile matters, with continued restrictions to limit the concentration of individuals and allow social distancing, consistent with guidance of the CDC or MDH or both.

## Document Overview

### Statewide and County Case Filings

This report provides monthly circuit and District Court original case filings statistics for August-October of 2019 and August-October of 2020. Case filing data is further organized by:

- Case category (statewide totals)
- Civil filings (by county)

- Civil-Family filings (by county)
- Juvenile filings (by county)
- Criminal filings (by county)
- Motor Vehicle filings (by county)
- Landlord Tenant filings (by county)

### **Data by Case Category**

Additional case activity statistics provided in this document are organized according to circuit courts and District Court and then by case category. Case category statistics are organized as follows:

- Domestic Violence (circuit and District Court)
- Civil (circuit court and District Court)
- Civil-Family (circuit court only)
- Juvenile (circuit court only)
- Criminal (circuit and District Court)
- Motor Vehicle (District Court only)

### **Case Category Data Elements**

Each case category includes a main summary data table and a graph for each data element represented in the summary table. Data elements for all case categories include original case filings and hearings held/concluded. Selected case types, events and hearing types are highlighted within case categories. Specific data elements pertaining to each case category are provided below:

#### **Circuit Court Domestic Violence Case Activity**

- Original domestic violence case filings
- Final and temporary protective orders granted, denied, dismissed, extended and rescinded
- Domestic violence hearings held and concluded

#### **Circuit Court Civil Case Activity**

- Original case filings
  - Highlight case type – residential foreclosure
- Hearings held and concluded

#### **Circuit Court Civil-Family Case Activity**

- Original case filings
  - Highlight case type: child custody (versus)



- Highlight case type: child support (agency)
- Highlight case type: divorce absolute
- Highlight case type: divorce limited
- Hearings held and concluded
  - Highlight hearing: contested divorce
  - Highlight hearing: uncontested divorce

#### Circuit Court Juvenile Case Activity

- Original case filings
- Hearings held and concluded
  - Highlight hearing – child in need of assistance (CINA)

#### Circuit Court Criminal Case Activity

- Original case filings
- Pleas by charge
- Pleas unique case
- Hearings held/concluded
  - Highlight hearing: bail review
- Dispositions by charge
- Dispositions by case

#### District Court Domestic Violence Case Activity

- Protective Orders
  - Original domestic violence case filings
  - Interim, temporary and final domestic violence protective orders granted, denied and dismissed
  - Domestic violence protective order hearings held and concluded
- Extreme Risk Protective Order
  - Original extreme risk protective order case filings
  - Interim, temporary, and final protective orders granted, denied, and dismissed
  - Extreme risk protective order hearings held and concluded
- Peace Order
  - Original peace order case filings
  - Interim, temporary and final peace orders granted, denied, and dismissed

- Peace order hearings held and concluded

#### District Court Civil Case Activity

- Cases filed
- Hearings held and concluded
- Highlight– emergency evaluations filed and granted

#### District Court Criminal Case Activity

- Criminal case filings
- Criminal pleas
- Total criminal hearings held and concluded
- Highlight hearing – bail review
- Total Dispositions
  - Trial dispositions
  - Non-trial dispositions

#### District Court Motor Vehicle Case Activity

- Motor vehicle case filings
- Motor vehicle pleas
- Total motor vehicle hearings held and concluded
  - Highlight hearing – bail review
- Total motor vehicle dispositions

### **Problem-Solving Courts (PSC)**

The final section of this document provides statistics pertaining to the number of participants attending circuit and District Court problem-solving court hearings. Participant data reflects attendance by individuals enrolled in adult circuit and District Court drug, DUI, mental health, re-entry, Back-on-Track, and veterans courts. Data is also inclusive of juvenile participants of drug and truancy courts and families enrolled in family/dependency drug courts.

## Circuit Court - Original Case Filings

Table 1: All Circuit Court Original Case Filings – By Case Category, August-October 2019 and 2020

Circuit Court Original Filings (All Counties)	August			September				October			
	2019	2020	Percent Change from Last Year: August 2019 & 2020	2019	2020	Percent Change from Previous Month: August & Sept. 2020	Percent Change from Last Year: Sept. 2019 & 2020	2019	2020	Percent Change from Previous Month: Sept. & October 2020	Percent Change from Last Year: October 2019 & 2020
Criminal	2,882	2,156	-25.2%	2,845	2,143	-0.6%	-24.7%	3,157	2,367	10.5%	-25.0%
Civil	4,106	2,403	-41.5%	3,363	2,652	10.4%	-21.1%	3,854	2,685	1.2%	-30.3%
Civil-Family	5,060	4,047	-20.0%	4,770	4,107	1.5%	-13.9%	4,888	4,082	-0.6%	-16.5%
Juvenile	777	391	-49.7%	658	444	13.6%	-32.5%	831	429	-3.4%	-48.4%
Total Filings	12,825	8,997	-29.8%	11,636	9,346	3.9%	-19.7%	12,730	9,563	2.3%	-24.9%

Source: MDEC County Circuit Courts, Montgomery, Prince George's and Baltimore City Circuit Courts.

Table 2: Circuit Court Total Original Case Filings – By County, August-October 2019 and 2020

Circuit Court Original Case Filings by Case Category - All Case Categories	August			September				October			
	2019	2020	Percent Change from Last Year: August 2019 & 2020	2019	2020	Percent Change from Previous Month: August & Sept. 2020	Percent Change from Last Year: Sept. 2019 & 2020	2019	2020	Percent Change from Previous Month: Sept. & October 2020	Percent Change from Last Year: October 2019 & 2020
<b>First Circuit</b>	525	469	-10.7%	505	420	-10.4%	-16.8%	527	469	11.7%	-11.0%
Dorchester	122	56	-54.1%	91	63	12.5%	-30.8%	110	85	34.9%	-22.7%
Somerset	70	48	-31.4%	79	55	14.6%	-30.4%	88	59	7.3%	-33.0%
Wicomico	223	227	1.8%	220	200	-11.9%	-9.1%	209	193	-3.5%	-7.7%
Worcester	110	138	25.5%	115	102	-26.1%	-11.3%	120	132	29.4%	10.0%
<b>Second Circuit</b>	682	549	-19.5%	661	585	6.6%	-11.5%	684	661	13.0%	-3.4%
Caroline	102	82	-19.6%	88	76	-7.3%	-13.6%	112	81	6.6%	-27.7%
Cecil	339	253	-25.4%	328	307	21.3%	-6.4%	319	281	-8.5%	-11.9%
Kent	33	45	36.4%	48	40	-11.1%	-16.7%	51	77	92.5%	51.0%
Queen Anne's	114	104	-8.8%	119	90	-13.5%	-24.4%	114	140	55.6%	22.8%
Talbot	94	65	-30.9%	78	72	10.8%	-7.7%	88	82	13.9%	-6.8%
<b>Third Circuit</b>	2,224	1,763	-20.7%	2,121	1,644	-6.7%	-22.5%	2,234	1,694	3.0%	-24.2%
Baltimore	1,793	1,376	-23.3%	1,694	1,289	-6.3%	-23.9%	1,756	1,305	1.2%	-25.7%
Harford	431	387	-10.2%	427	355	-8.3%	-16.9%	478	389	9.6%	-18.6%
<b>Fourth Circuit</b>	690	491	-28.8%	640	508	3.5%	-20.6%	660	471	-7.3%	-28.6%
Allegany	263	236	-10.3%	229	233	-1.3%	1.7%	229	188	-19.3%	-17.9%
Garrett	46	37	-19.6%	51	36	-2.7%	-29.4%	64	46	27.8%	-28.1%
Washington	381	218	-42.8%	360	239	9.6%	-33.6%	367	237	-0.8%	-35.4%
<b>Fifth Circuit</b>	1,935	1,184	-38.8%	1,700	1,445	22.0%	-15.0%	1,982	1,380	-4.5%	-30.4%
Anne Arundel	1,200	629	-47.6%	1,039	796	26.6%	-23.4%	1,182	786	-1.3%	-33.5%
Carroll	296	225	-24.0%	248	251	11.6%	1.2%	341	236	-6.0%	-30.8%
Howard	439	330	-24.8%	413	398	20.6%	-3.6%	459	358	-10.1%	-22.0%
<b>Sixth Circuit</b>	1,928	1,377	-28.6%	1,761	1,349	-2.0%	-23.4%	1,856	1,435	6.4%	-22.7%
Frederick	452	306	-32.3%	443	358	17.0%	-19.2%	458	365	2.0%	-20.3%
Montgomery	1,476	1,071	-27.4%	1,318	991	-7.5%	-24.8%	1,398	1,070	8.0%	-23.5%
<b>Seventh Circuit</b>	2,707	1,762	-34.9%	2,272	1,907	8.2%	-16.1%	2,557	1,730	-9.3%	-32.3%
Calvert	192	139	-27.6%	137	145	4.3%	5.8%	147	96	-33.8%	-34.7%
Charles	437	270	-38.2%	395	306	13.3%	-22.5%	395	235	-23.2%	-40.5%
Prince George's	1,897	1,206	-36.4%	1,573	1,293	7.2%	-17.8%	1,824	1,252	-3.2%	-31.4%
St. Mary's	181	147	-18.8%	167	163	10.9%	-2.4%	191	147	-9.8%	-23.0%
<b>Eighth Circuit</b>	2,134	1,402	-34.3%	1,976	1,488	6.1%	-24.7%	2,230	1,723	15.8%	-22.7%
Baltimore City	2,134	1,402	-34.3%	1,976	1,488	6.1%	-24.7%	2,230	1,723	15.8%	-22.7%
<b>STATE TOTALS</b>	12,825	8,997	-29.8%	11,636	9,346	3.9%	-19.7%	12,730	9,563	2.3%	-24.9%

Table 3: Circuit Court Civil Original Case Filings – By County, August-October 2019 and 2020

Circuit Court Original Case Filings by Case Category - Civil	August			September				October			
	2019	2020	Percent Change from Last Year: August 2019 & 2020	2019	2020	Percent Change from Previous Month: August & Sept. 2020	Percent Change from Last Year: Sept. 2019 & 2020	2019	2020	Percent Change from Previous Month: Sept. & October 2020	Percent Change from Last Year: October 2019 & 2020
<b>First Circuit</b>	138	94	-31.9%	95	91	-3.2%	-4.2%	139	83	-8.8%	-40.3%
Dorchester	34	6	-82.4%	11	12	100.0%	9.1%	33	12	0.0%	-63.6%
Somerset	20	12	-40.0%	13	19	58.3%	46.2%	17	14	-26.3%	-17.6%
Wicomico	50	50	0.0%	43	40	-20.0%	-7.0%	51	31	-22.5%	-39.2%
Worcester	34	26	-23.5%	28	20	-23.1%	-28.6%	38	26	30.0%	-31.6%
<b>Second Circuit</b>	144	74	-48.6%	119	83	12.2%	-30.3%	126	77	-7.2%	-38.9%
Caroline	25	7	-72.0%	13	7	0.0%	-46.2%	18	11	57.1%	-38.9%
Cecil	53	30	-43.4%	59	43	43.3%	-27.1%	57	41	-4.7%	-28.1%
Kent	13	5	-61.5%	4	9	80.0%	125.0%	7	4	-55.6%	-42.9%
Queen Anne's	35	19	-45.7%	30	15	-21.1%	-50.0%	26	15	0.0%	-42.3%
Talbot	18	13	-27.8%	13	9	-30.8%	-30.8%	18	6	-33.3%	-66.7%
<b>Third Circuit</b>	721	424	-41.2%	540	491	15.8%	-9.1%	601	501	2.0%	-16.6%
Baltimore	596	340	-43.0%	433	402	18.2%	-7.2%	484	411	2.2%	-15.1%
Harford	125	84	-32.8%	107	89	6.0%	-16.8%	117	90	1.1%	-23.1%
<b>Fourth Circuit</b>	118	77	-34.7%	100	72	-6.5%	-28.0%	118	76	5.6%	-35.6%
Allegany	44	39	-11.4%	37	34	-12.8%	-8.1%	39	32	-5.9%	-17.9%
Garrett	15	4	-73.3%	10	5	25.0%	-50.0%	8	7	40.0%	-12.5%
Washington	59	34	-42.4%	53	33	-2.9%	-37.7%	71	37	12.1%	-47.9%
<b>Fifth Circuit</b>	601	271	-54.9%	497	351	29.5%	-29.4%	625	337	-4.0%	-46.1%
Anne Arundel	391	147	-62.4%	327	213	44.9%	-34.9%	433	198	-7.0%	-54.3%
Carroll	74	42	-43.2%	54	37	-11.9%	-31.5%	56	37	0.0%	-33.9%
Howard	136	82	-39.7%	116	101	23.2%	-12.9%	136	102	1.0%	-25.0%
<b>Sixth Circuit</b>	594	382	-35.7%	545	389	1.8%	-28.6%	577	414	6.4%	-28.2%
Frederick	77	54	-29.9%	91	64	18.5%	-29.7%	90	54	-15.6%	-40.0%
Montgomery	517	328	-36.6%	454	325	-0.9%	-28.4%	487	360	10.8%	-26.1%
<b>Seventh Circuit</b>	987	440	-55.4%	768	510	15.9%	-33.6%	839	478	-6.3%	-43.0%
Calvert	70	24	-65.7%	44	30	25.0%	-31.8%	47	20	-33.3%	-57.4%
Charles	120	66	-45.0%	98	78	18.2%	-20.4%	94	53	-32.1%	-43.6%
Prince George's	734	328	-55.3%	596	380	15.9%	-36.2%	644	374	-1.6%	-41.9%
St. Mary's	63	22	-65.1%	30	22	0.0%	-26.7%	54	31	40.9%	-42.6%
<b>Eighth Circuit</b>	803	641	-20.2%	699	665	3.7%	-4.9%	829	719	8.1%	-13.3%
Baltimore City	803	641	-20.2%	699	665	3.7%	-4.9%	829	719	8.1%	-13.3%
<b>STATE TOTALS</b>	4,106	2,403	-41.5%	3,363	2,652	10.4%	-21.1%	3,854	2,685	1.2%	-30.3%

Table 4: Circuit Court Civil-Family Original Case Filings – By County, August-October 2019 and 2020

Circuit Court Original Case Filings by Case Category - Civil-Family	August			September				October			
	2019	2020	Percent Change from Last Year: August 2019 & 2020	2019	2020	Percent Change from Previous Month: August & Sept. 2020	Percent Change from Last Year: Sept. 2019 & 2020	2019	2020	Percent Change from Previous Month: Sept. & October 2020	Percent Change from Last Year: October 2019 & 2020
<b>First Circuit</b>	210	187	-11.0%	233	170	-9.1%	-27.0%	233	197	15.9%	-15.5%
Dorchester	37	25	-32.4%	43	27	8.0%	-37.2%	47	35	29.6%	-25.5%
Somerset	25	22	-12.0%	47	17	-22.7%	-63.8%	51	27	58.8%	-47.1%
Wicomico	110	110	0.0%	102	91	-17.3%	-10.8%	92	85	-6.6%	-7.6%
Worcester	38	30	-21.1%	41	35	16.7%	-14.6%	43	50	42.9%	16.3%
<b>Second Circuit</b>	251	195	-22.3%	222	209	7.2%	-5.9%	237	244	16.7%	3.0%
Caroline	47	38	-19.1%	39	30	-21.1%	-23.1%	37	35	16.7%	-5.4%
Cecil	113	77	-31.9%	106	112	45.5%	5.7%	106	95	-15.2%	-10.4%
Kent	15	24	60.0%	15	17	-29.2%	13.3%	20	52	205.9%	160.0%
Queen Anne's	41	29	-29.3%	32	25	-13.8%	-21.9%	40	39	56.0%	-2.5%
Talbot	35	27	-22.9%	30	25	-7.4%	-16.7%	34	23	-8.0%	-32.4%
<b>Third Circuit</b>	784	747	-4.7%	832	705	-5.6%	-15.3%	801	732	3.8%	-8.6%
Baltimore	581	541	-6.9%	635	544	0.6%	-14.3%	602	538	-1.1%	-10.6%
Harford	203	206	1.5%	197	161	-21.8%	-18.3%	199	194	20.5%	-2.5%
<b>Fourth Circuit</b>	321	188	-41.4%	322	214	13.8%	-33.5%	308	204	-4.7%	-33.8%
Allegany	89	55	-38.2%	77	79	43.6%	2.6%	79	54	-31.6%	-31.6%
Garrett	16	25	56.3%	23	23	-8.0%	0.0%	40	25	8.7%	-37.5%
Washington	216	108	-50.0%	222	112	3.7%	-49.5%	189	125	11.6%	-33.9%
<b>Fifth Circuit</b>	792	622	-21.5%	715	692	11.3%	-3.2%	760	644	-6.9%	-15.3%
Anne Arundel	449	351	-21.8%	408	395	12.5%	-3.2%	429	382	-3.3%	-11.0%
Carroll	119	102	-14.3%	114	109	6.9%	-4.4%	126	108	-0.9%	-14.3%
Howard	224	169	-24.6%	193	188	11.2%	-2.6%	205	154	-18.1%	-24.9%
<b>Sixth Circuit</b>	963	761	-21.0%	865	734	-3.5%	-15.1%	893	732	-0.3%	-18.0%
Frederick	238	190	-20.2%	218	208	9.5%	-4.6%	238	213	2.4%	-10.5%
Montgomery	725	571	-21.2%	647	526	-7.9%	-18.7%	655	519	-1.3%	-20.8%
<b>Seventh Circuit</b>	1,225	997	-18.6%	1,114	1,040	4.3%	-6.6%	1,195	992	-4.6%	-17.0%
Calvert	78	76	-2.6%	65	62	-18.4%	-4.6%	68	51	-17.7%	-25.0%
Charles	226	150	-33.6%	183	150	0.0%	-18.0%	174	148	-1.3%	-14.9%
Prince George's	837	689	-17.7%	779	734	6.5%	-5.8%	850	710	-3.3%	-16.5%
St. Mary's	84	82	-2.4%	87	94	14.6%	8.0%	103	83	-11.7%	-19.4%
<b>Eighth Circuit</b>	514	350	-31.9%	467	343	-2.0%	-26.6%	461	337	-1.7%	-26.9%
Baltimore City	514	350	-31.9%	467	343	-2.0%	-26.6%	461	337	-1.7%	-26.9%
<b>STATE TOTALS</b>	5,060	4,047	-20.0%	4,770	4,107	1.5%	-13.9%	4,888	4,082	-0.6%	-16.5%

Table 5: Circuit Court Juvenile Original Case Filings – By County, August-October 2019 and 2020

Circuit Court Original Case Filings by Case Category - Juvenile	August			September				October			
	2019	2020	Percent Change from Last Year: August 2019 & 2020	2019	2020	Percent Change from Previous Month: August & Sept. 2020	Percent Change from Last Year: Sept. 2019 & 2020	2019	2020	Percent Change from Previous Month: Sept. & October 2020	Percent Change from Last Year: October 2019 & 2020
<b>First Circuit</b>	49	29	-40.8%	47	29	0.0%	-38.3%	38	23	-20.7%	-39.5%
Dorchester	19	6	-68.4%	11	9	50.0%	-18.2%	9	5	-44.4%	-44.4%
Somerset	1	1	0.0%	5	3	200.0%	-40.0%	7	0	-100.0%	-100.0%
Wicomico	13	6	-53.8%	18	4	-33.3%	-77.8%	14	10	150.0%	-28.6%
Worcester	16	16	0.0%	13	13	-18.8%	0.0%	8	8	-38.5%	0.0%
<b>Second Circuit</b>	30	15	-50.0%	28	14	-6.7%	-50.0%	31	19	35.7%	-38.7%
Caroline	3	3	0.0%	2	2	-33.3%	0.0%	10	3	50.0%	-70.0%
Cecil	22	6	-72.7%	18	7	16.7%	-61.1%	11	12	71.4%	9.1%
Kent	0	1	-	2	1	0.0%	-50.0%	5	0	-100.0%	-100.0%
Queen Anne's	2	2	0.0%	2	2	0.0%	0.0%	2	1	-50.0%	-50.0%
Talbot	3	3	0.0%	4	2	-33.3%	-50.0%	3	3	50.0%	0.0%
<b>Third Circuit</b>	161	81	-49.7%	136	77	-4.9%	-43.4%	170	84	9.1%	-50.6%
Baltimore	155	62	-60.0%	104	68	9.7%	-34.6%	137	60	-11.8%	-56.2%
Harford	6	19	216.7%	32	9	-52.6%	-71.9%	33	24	166.7%	-27.3%
<b>Fourth Circuit</b>	60	19	-68.3%	31	30	57.9%	-3.2%	55	17	-43.3%	-69.1%
Allegany	29	11	-62.1%	14	18	63.6%	28.6%	16	7	-61.1%	-56.3%
Garrett	7	1	-85.7%	6	4	300.0%	-33.3%	8	5	25.0%	-37.5%
Washington	24	7	-70.8%	11	8	14.3%	-27.3%	31	5	-37.5%	-83.9%
<b>Fifth Circuit</b>	117	46	-60.7%	80	66	43.5%	-17.5%	118	49	-25.8%	-58.5%
Anne Arundel	95	29	-69.5%	48	36	24.1%	-25.0%	88	28	-22.2%	-68.2%
Carroll	6	6	0.0%	12	15	150.0%	25.0%	14	8	-46.7%	-42.9%
Howard	16	11	-31.3%	20	15	36.4%	-25.0%	16	13	-13.3%	-18.8%
<b>Sixth Circuit</b>	103	54	-47.6%	99	50	-7.4%	-49.5%	107	56	12.0%	-47.7%
Frederick	15	11	-26.7%	30	12	9.1%	-60.0%	21	13	8.3%	-38.1%
Montgomery	88	43	-51.1%	69	38	-11.6%	-44.9%	86	43	13.2%	-50.0%
<b>Seventh Circuit</b>	89	44	-50.6%	82	66	50.0%	-19.5%	97	67	1.5%	-30.9%
Calvert	2	11	450.0%	8	6	-45.5%	-25.0%	5	8	33.3%	60.0%
Charles	14	2	-85.7%	20	11	450.0%	-45.0%	20	4	-63.6%	-80.0%
Prince George's	66	28	-57.6%	46	44	57.1%	-4.3%	61	45	2.3%	-26.2%
St. Mary's	7	3	-57.1%	8	5	66.7%	-37.5%	11	10	100.0%	-9.1%
<b>Eighth Circuit</b>	168	103	-38.7%	155	112	8.7%	-27.7%	215	114	1.8%	-47.0%
Baltimore City	168	103	-38.7%	155	112	8.7%	-27.7%	215	114	1.8%	-47.0%
<b>STATE TOTALS</b>	777	391	-49.7%	658	444	13.6%	-32.5%	831	429	-3.4%	-48.4%



Table 6: Circuit Court Criminal Original Case Filings – By County, August-October 2019 and 2020

Circuit Court Original Case Filings by Case Category - Criminal	August			September				October			
	2019	2020	Percent Change from Last Year: August 2019 & 2020	2019	2020	Percent Change from Previous Month: August & Sept. 2020	Percent Change from Last Year: Sept. 2019 & 2020	2019	2020	Percent Change from Previous Month: Sept. & October 2020	Percent Change from Last Year: October 2019 & 2020
<b>First Circuit</b>	128	159	24.2%	130	130	-18.2%	0.0%	117	166	27.7%	41.9%
Dorchester	32	19	-40.6%	26	15	-21.1%	-42.3%	21	33	120.0%	57.1%
Somerset	24	13	-45.8%	14	16	23.1%	14.3%	13	18	12.5%	38.5%
Wicomico	50	61	22.0%	57	65	6.6%	14.0%	52	67	3.1%	28.8%
Worcester	22	66	200.0%	33	34	-48.5%	3.0%	31	48	41.2%	54.8%
<b>Second Circuit</b>	257	265	3.1%	292	279	5.3%	-4.5%	290	321	15.1%	10.7%
Caroline	27	34	25.9%	34	37	8.8%	8.8%	47	32	-13.5%	-31.9%
Cecil	151	140	-7.3%	145	145	3.6%	0.0%	145	133	-8.3%	-8.3%
Kent	5	15	200.0%	27	13	-13.3%	-51.9%	19	21	61.5%	10.5%
Queen Anne's	36	54	50.0%	55	48	-11.1%	-12.7%	46	85	77.1%	84.8%
Talbot	38	22	-42.1%	31	36	63.6%	16.1%	33	50	38.9%	51.5%
<b>Third Circuit</b>	558	511	-8.4%	613	371	-27.4%	-39.5%	662	377	1.6%	-43.1%
Baltimore	461	433	-6.1%	522	275	-36.5%	-47.3%	533	296	7.6%	-44.5%
Harford	97	78	-19.6%	91	96	23.1%	5.5%	129	81	-15.6%	-37.2%
<b>Fourth Circuit</b>	191	207	8.4%	187	192	-7.2%	2.7%	179	174	-9.4%	-2.8%
Allegany	101	131	29.7%	101	102	-22.1%	1.0%	95	95	-6.9%	0.0%
Garrett	8	7	-12.5%	12	4	-42.9%	-66.7%	8	9	125.0%	12.5%
Washington	82	69	-15.9%	74	86	24.6%	16.2%	76	70	-18.6%	-7.9%
<b>Fifth Circuit</b>	425	245	-42.4%	408	336	37.1%	-17.6%	479	350	4.2%	-26.9%
Anne Arundel	265	102	-61.5%	256	152	49.0%	-40.6%	232	178	17.1%	-23.3%
Carroll	97	75	-22.7%	68	90	20.0%	32.4%	145	83	-7.8%	-42.8%
Howard	63	68	7.9%	84	94	38.2%	11.9%	102	89	-5.3%	-12.7%
<b>Sixth Circuit</b>	268	180	-32.8%	252	176	-2.2%	-30.2%	279	233	32.4%	-16.5%
Frederick	122	51	-58.2%	104	74	45.1%	-28.8%	109	85	14.9%	-22.0%
Montgomery	146	129	-11.6%	148	102	-20.9%	-31.1%	170	148	45.1%	-12.9%
<b>Seventh Circuit</b>	406	281	-30.8%	308	291	3.6%	-5.5%	426	193	-33.7%	-54.7%
Calvert	42	28	-33.3%	20	47	67.9%	135.0%	27	17	-63.8%	-37.0%
Charles	77	52	-32.5%	94	67	28.8%	-28.7%	107	30	-55.2%	-72.0%
Prince George's	260	161	-38.1%	152	135	-16.1%	-11.2%	269	123	-8.9%	-54.3%
St. Mary's	27	40	48.1%	42	42	5.0%	0.0%	23	23	-45.2%	0.0%
<b>Eighth Circuit</b>	649	308	-52.5%	655	368	19.5%	-43.8%	725	553	50.3%	-23.7%
Baltimore City	649	308	-52.5%	655	368	19.5%	-43.8%	725	553	50.3%	-23.7%
<b>STATE TOTALS</b>	2,882	2,156	-25.2%	2,845	2,143	-0.6%	-24.7%	3,157	2,367	10.5%	-25.0%



**Circuit Court Domestic Violence Case Activity**

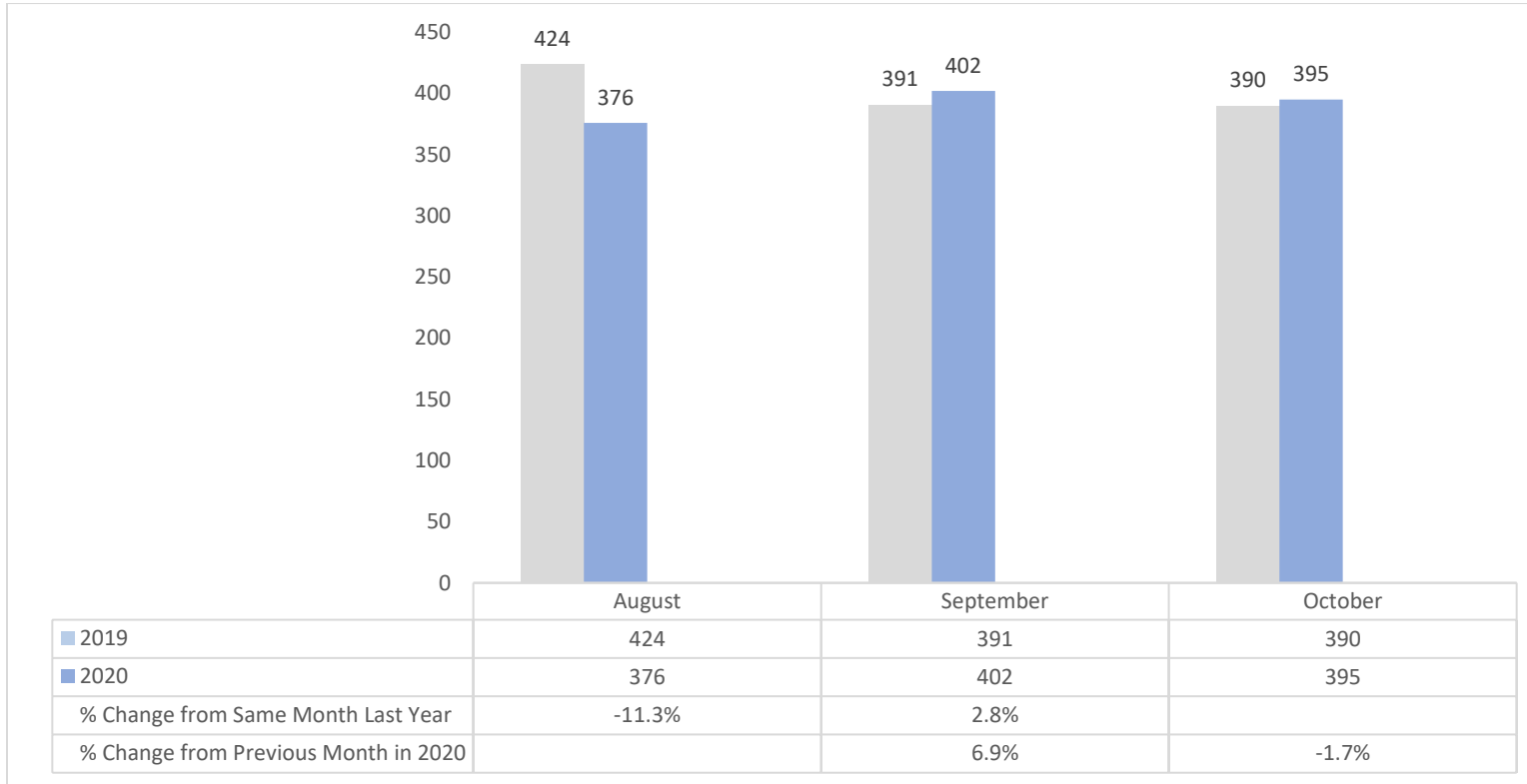
*Table 7: Circuit Court Domestic Violence Original Case Filings, Protective Orders by Type\*, and Hearings Held/Concluded August-October 2019 and 2020*

Circuit Court Protective Orders and Cases Filed by Month and Year	August			September				October			
	2019	2020	Percent Change from Last Year: August 2019 & 2020	2019	2020	Percent Change from Previous Month: August & September 2020	Percent Change from Last Year: September 2019 & 2020	2019	2020	Percent Change from Previous Month: September & October 2020	Percent Change from Last Year: October 2019 & 2020
Domestic Violence Cases Filed	424	376	-11.3%	391	402	6.9%	2.8%	390	395	-1.7%	1.3%
Domestic Violence Protective Orders	1,112	899	-19.2%	1,138	1,015	12.9%	-10.8%	1,081	924	-9.0%	-14.5%
Final	453	371	-18.1%	483	414	11.6%	-14.3%	425	384	-7.2%	-9.6%
Temporary	659	528	-19.9%	655	601	13.8%	-8.2%	656	540	-10.1%	-17.7%
Domestic Violence Hearings	858	801	-6.6%	799	837	4.5%	4.8%	780	817	-2.4%	4.7%

Source: MDEC County Circuit Courts, Montgomery County Circuit Court, Prince George's Circuit Court; and Baltimore City Civil Source Systems.

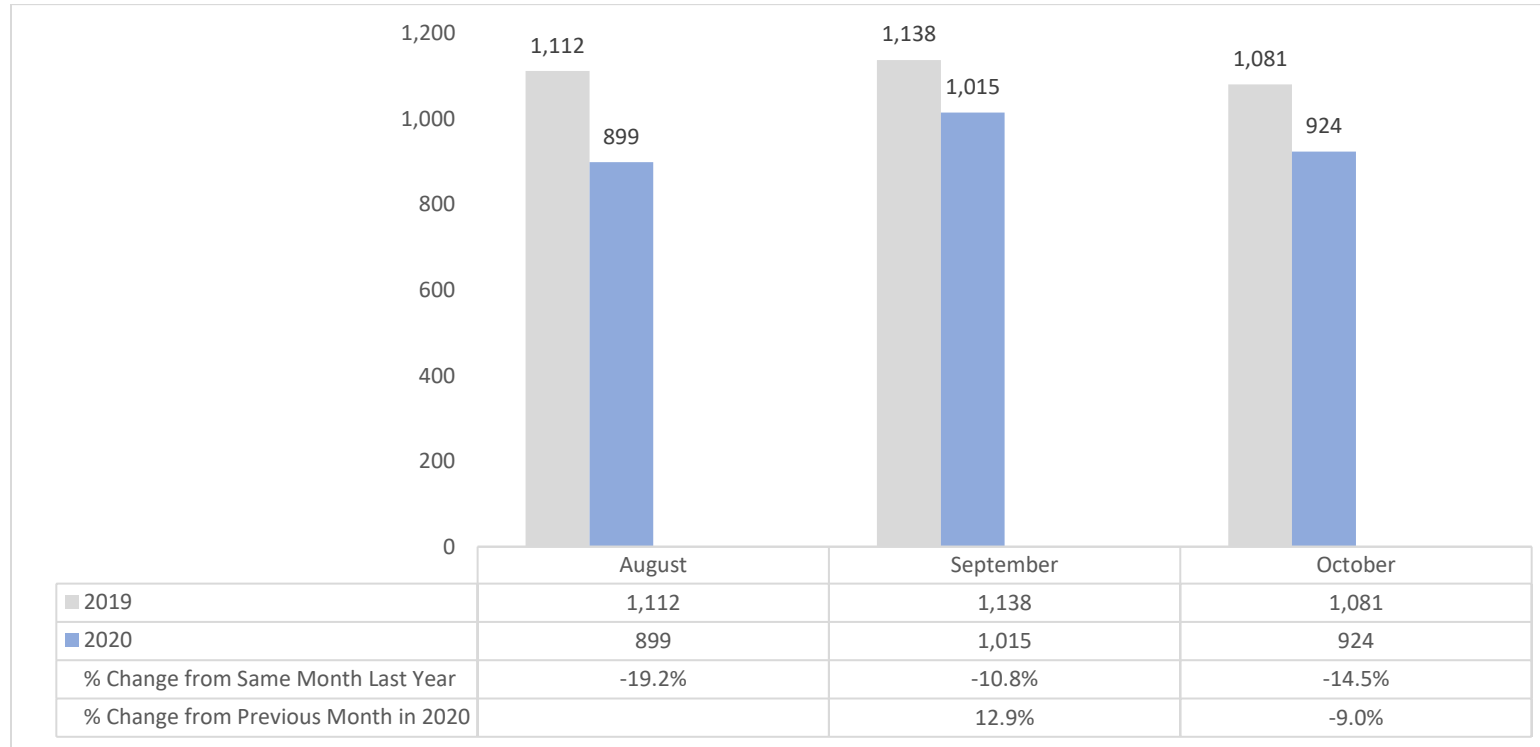
\*Data reflects temporary and final domestic violence protective orders denied, dismissed, granted, extended, and rescinded.

Figure 1: Monthly Total Circuit Court Domestic Violence Original Case Filings, 2019 and 2020



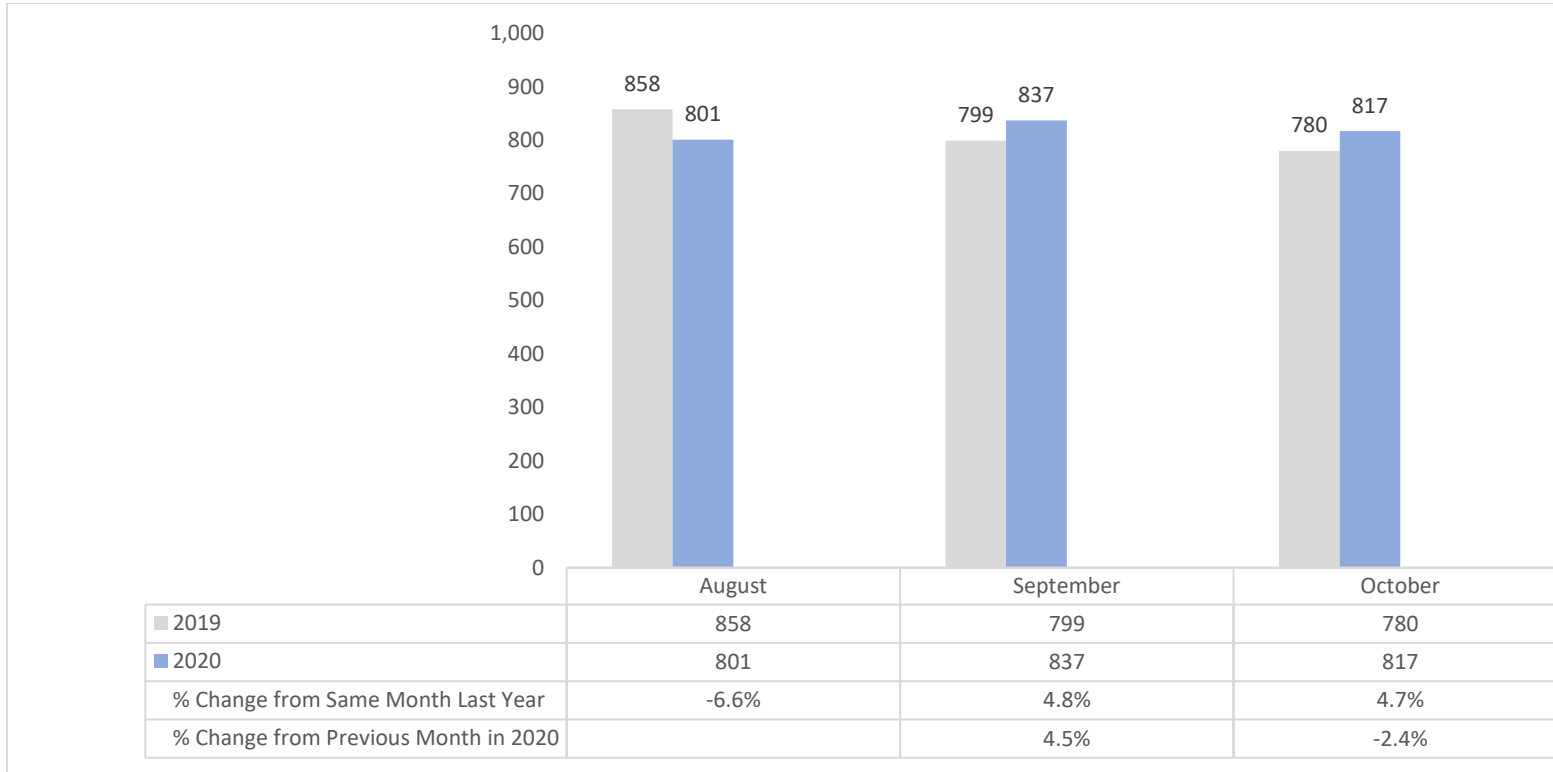
There were 1,173 domestic violence cases filed from August 2020 to October 2020. Domestic violence cases filed declined 11.3% in August 2020 (376 domestic violence cases filed) compared to August 2019 (424 domestic violence cases filed). In September 2020, there were 402 domestic violence cases filed, an increase of 2.8% from September 2019 and an increase of 6.9% from August 2020. In October 2020, there were 395 domestic violence cases filed, an increase of 1.3% from October 2019 and a decrease of 1.7% from September 2020.

Figure 2: Monthly Total Circuit Court Protective Orders, 2019 and 2020



There were 2,838 domestic violence protective orders from August 2020 to October 2020. Domestic violence protective orders declined 19.2% in August 2020 (899 domestic violence protective orders) compared to August 2019 (1,112 domestic violence protective orders). In September 2020, there were 1,015 domestic violence protective orders, a decrease of 10.8% from September 2019 and an increase of 12.9% from August 2020. In October 2020, there were 924 domestic violence protective orders, a decrease of 14.5% from October 2019 and a decrease of 9.0% from September 2020.

Figure 3: Circuit Court Domestic Violence Hearings Held/Concluded, 2019 and 2020



There were 2,455 domestic violence hearings from August 2020 to October 2020. Domestic violence hearings declined 6.6% in August 2020 (801 domestic violence hearings) compared to August 2019 (858 domestic violence hearings). In September 2020, there were 837 domestic violence hearings, an increase of 4.8% from September 2019 and an increase of 4.5% from August 2020. In October 2020, there were 817 domestic violence hearings, an increase of 4.7% from October 2019 and a decrease of 2.4% from September 2020.

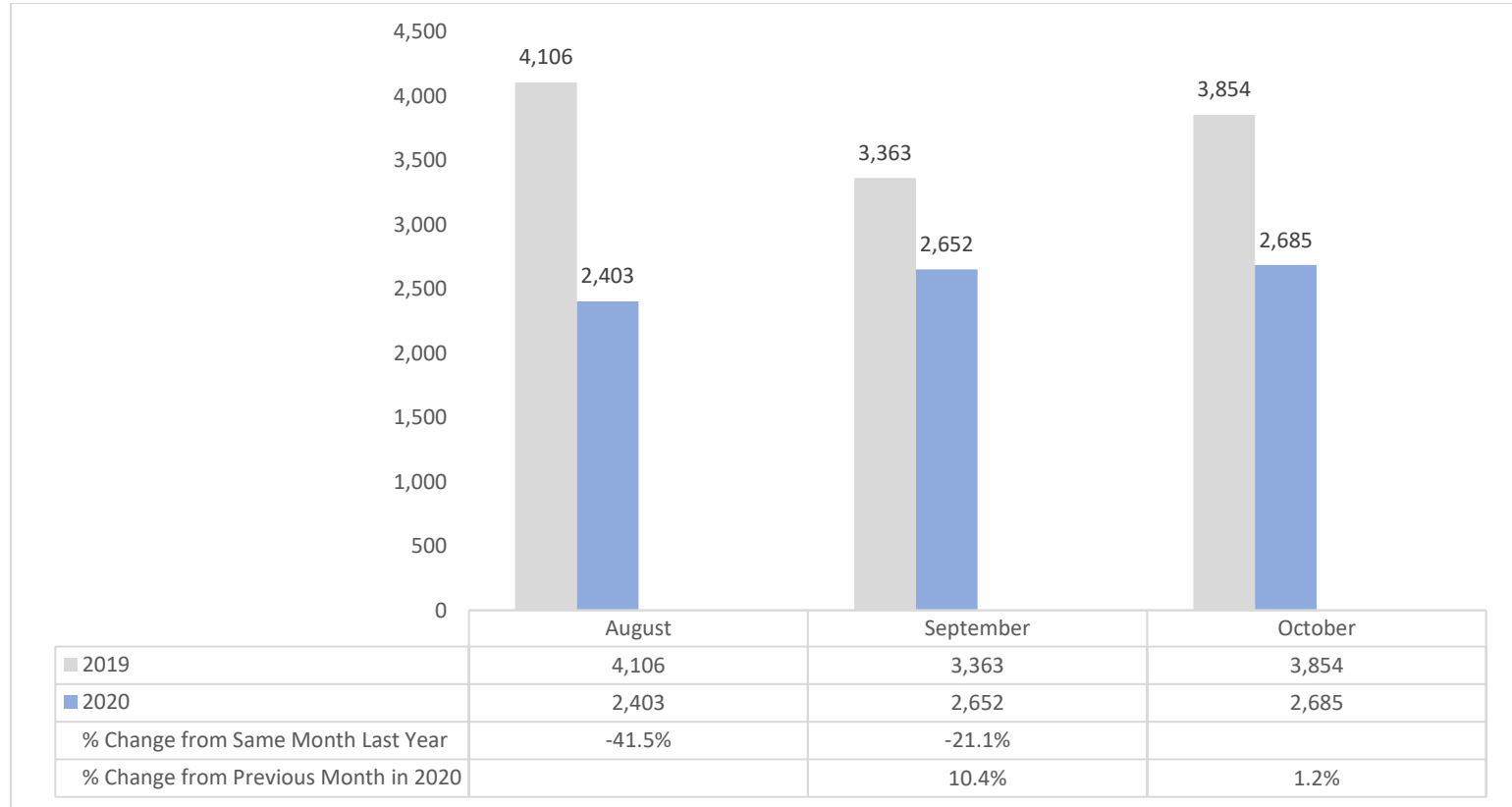
## Circuit Court Civil Case Activity

Table 8: Circuit Court Original Civil Case Filings and Hearings Held/Concluded August - October 2019 and 2020

Circuit Court Civil Case Activity	August			September				October			
	2019	2020	Percent Change from Last Year: August 2019 & 2020	2019	2020	Percent Change from Previous Month: August & September 2020	Percent Change from Last Year: September 2019 & 2020	2019	2020	Percent Change from Previous Month: September & October 2020	Percent Change from Last Year: October 2019 & 2020
Total Civil Original Filings	4,106	2,403	-41.5%	3,363	2,652	10.4%	-21.1%	3,854	2,685	1.2%	-30.3%
Highlight Case Type: Foreclosure (Non-Commercial)	1,354	192	-85.8%	932	307	59.9%	-67.1%	1,121	259	-15.6%	-76.9%
All Other Civil Case Filings	2,752	2,211	-19.7%	2,431	2,345	6.1%	-3.5%	2,733	2,426	3.5%	-11.2%
All Civil Hearings	2,476	1,551	-37.4%	2,498	1,673	7.9%	-33.0%	2,494	1,582	-5.4%	-36.6%

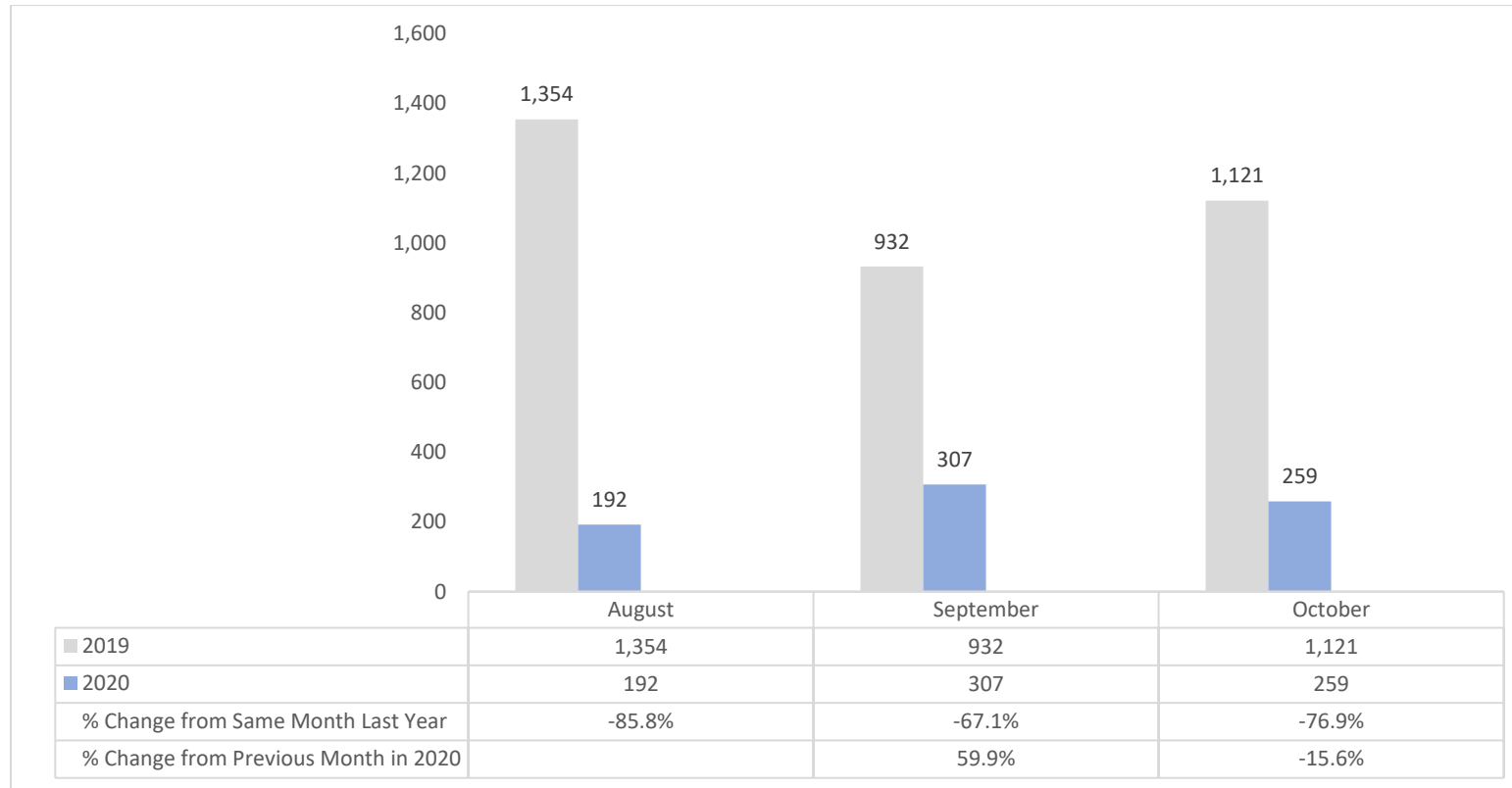
Source: MDEC County Circuit Courts, Montgomery County Circuit Court, Prince George's Circuit Court; and Baltimore City Civil Source Systems.

Figure 4: Monthly Circuit Court – Original Case Filings – Case Category: Civil, 2019 and 2020



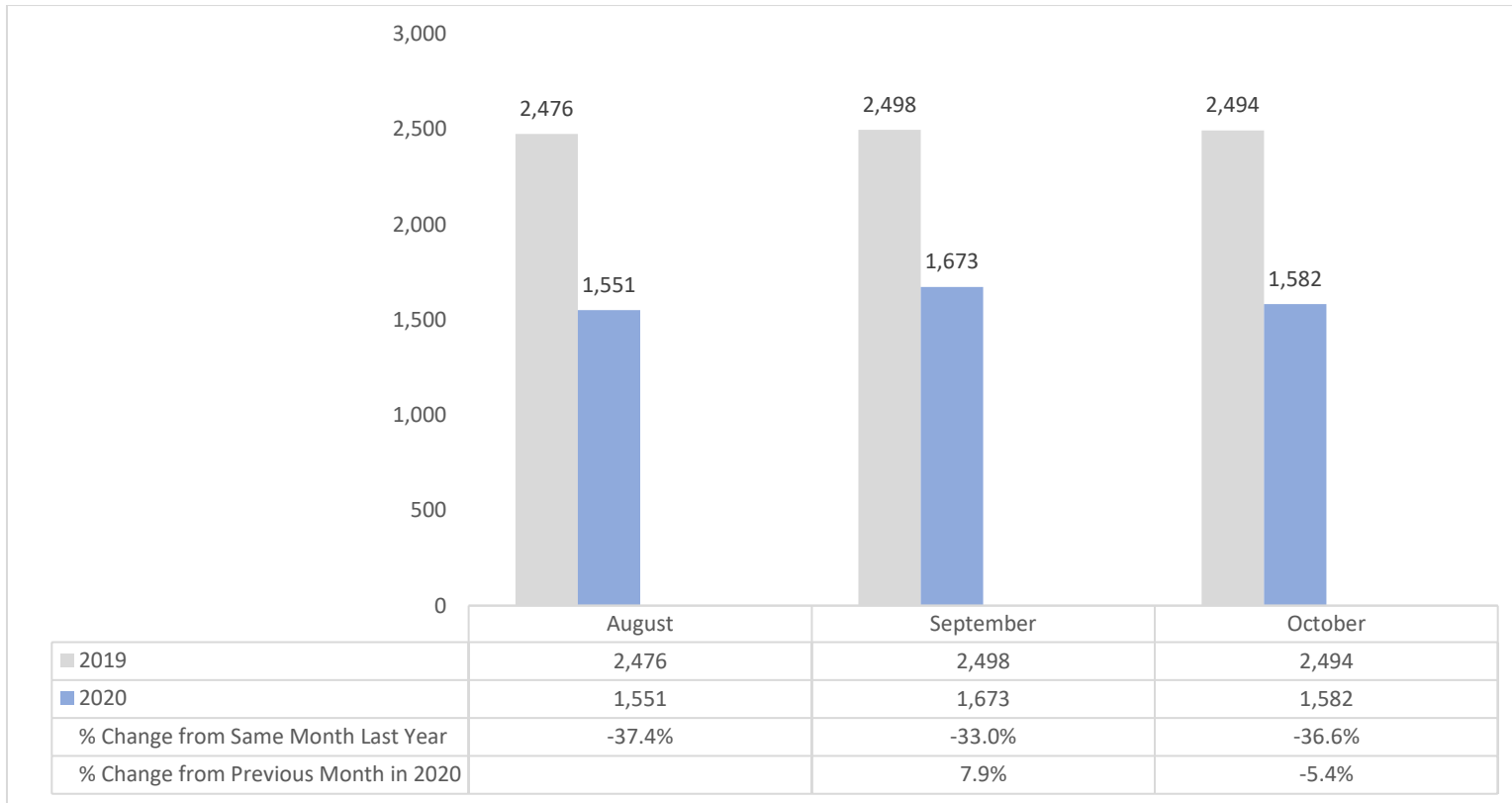
There were 7,740 civil original filings from August 2020 to October 2020. Civil original filings declined 41.5% in August 2020 (2,403 civil original filings) compared to August 2019 (4,106 civil original filings). In September 2020, there were 2,652 civil original filings, a decrease of 21.1% from September 2019 and an increase of 10.4% from August 2020. In October 2020, there were 2,685 civil original filings, a decrease of 30.3% from October 2019 and an increase of 1.2% from September 2020.

Figure 5: Monthly Circuit Court – Original Case Filings – Case Type: Foreclosure (Residential), 2019 and 2020



There were 758 foreclosure (non-commercial) filings from August 2020 to October 2020. Foreclosure (non-commercial) filings declined 85.8% in August 2020 (192 foreclosure (non-commercial) filings) compared to August 2019 (1,354 foreclosure (non-commercial) filings). In September 2020, there were 307 foreclosure (non-commercial) filings, a decrease of 67.1% from September 2019 and an increase of 59.9% from August 2020. In October 2020, there were 259 foreclosure (non-commercial) filings, a decrease of 76.9% from October 2019 and a decrease of 15.6% from September 2020.

Figure 6: Monthly Circuit Court Civil Hearings Held/Concluded, 2019 and 2020



There were 4,806 civil hearings from August 2020 to October 2020. Civil hearings declined 37.4% in August 2020 (1,551 civil hearings) compared to August 2019 (2,476 civil hearings). In September 2020, there were 1,673 civil hearings, a decrease of 33.0% from September 2019 and an increase of 7.9% from August 2020. In October 2020, there were 1,582 civil hearings, a decrease of 36.6% from October 2019 and a decrease of 5.4% from September 2020.



**Circuit Court Civil-Family Case Activity**

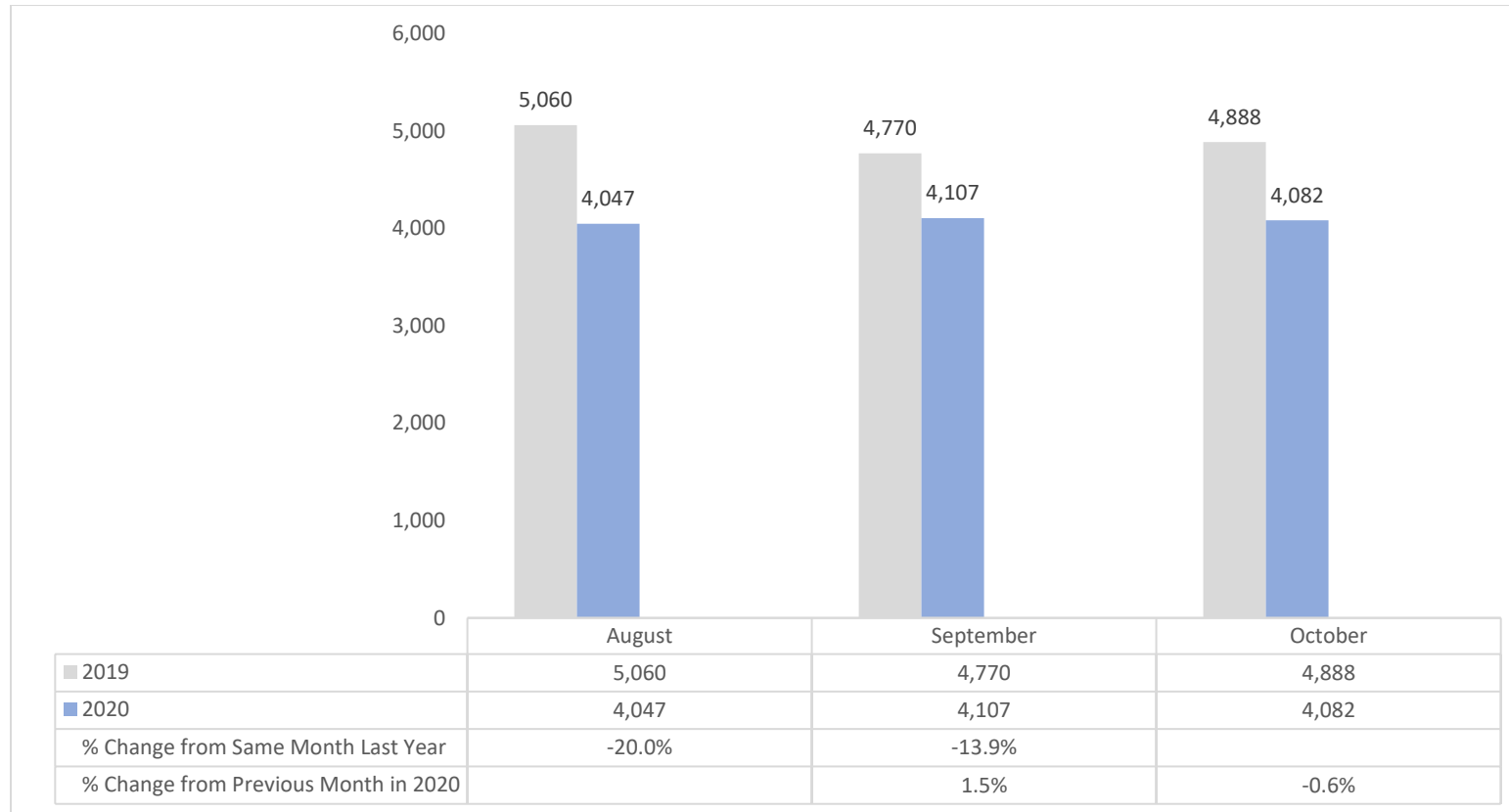
*Table 9: All Circuit Court Civil-Family Original Case Filings, Hearings Held/Concluded, August - October 2019 and 2020*

Circuit Court Civil-Family Case Activity	August			September				October			
	2019	2020	Percent Change from Last Year: August 2019 & 2020	2019	2020	Percent Change from Previous Month: August & September 2020	Percent Change from Last Year: September 2019 & 2020	2019	2020	Percent Change from Previous Month: September & October 2020	Percent Change from Last Year: October 2019 & 2020
Total Civil-Family Original Filings*	5,060	4,047	-20.0%	4,770	4,107	1.5%	-13.9%	4,888	4,082	-0.6%	-16.5%
Highlight Case Type- Child Custody (Versus) Filings	1,136	901	-20.7%	1,097	876	-2.8%	-20.1%	994	864	-1.4%	-13.1%
Highlight Case Type - Child Support (Agency) Filings	492	242	-50.8%	561	242	0.0%	-56.9%	459	268	10.7%	-41.6%
Highlight Case Type: Divorce - Absolute Filings	1,723	1,694	-1.7%	1,599	1,748	3.2%	9.3%	1,832	1,675	-4.2%	-8.6%
Highlight Case Type: Divorce - Limited Filings	149	117	-21.5%	162	117	0.0%	-27.8%	161	123	5.1%	-23.6%
All Other Civil-Family Filings	1,560	1,093	-29.9%	1,351	1,124	2.8%	-16.8%	1,442	1,152	2.5%	-20.1%
Total Civil-Family Hearings*	12,434	7,428	-40.3%	11,807	9,878	33.0%	-16.3%	12,408	9,864	-0.1%	-20.5%
Highlight Hearing: Contested Divorce	374	157	-58.0%	390	222	41.4%	-43.1%	355	203	-8.6%	-42.8%
Highlight Hearing: Uncontested Divorce	1,225	894	-27.0%	1,186	1,182	32.2%	-0.3%	1,101	1,169	-1.1%	6.2%
All Other Civil Family Hearings	10,835	6,377	-41.1%	10,231	8,474	32.9%	-17.2%	10,952	8,492	0.2%	-22.5%

Source: MDEC County Circuit Courts, Montgomery County Circuit Court, Prince George's Circuit Court; and Baltimore City Criminal Source Systems.

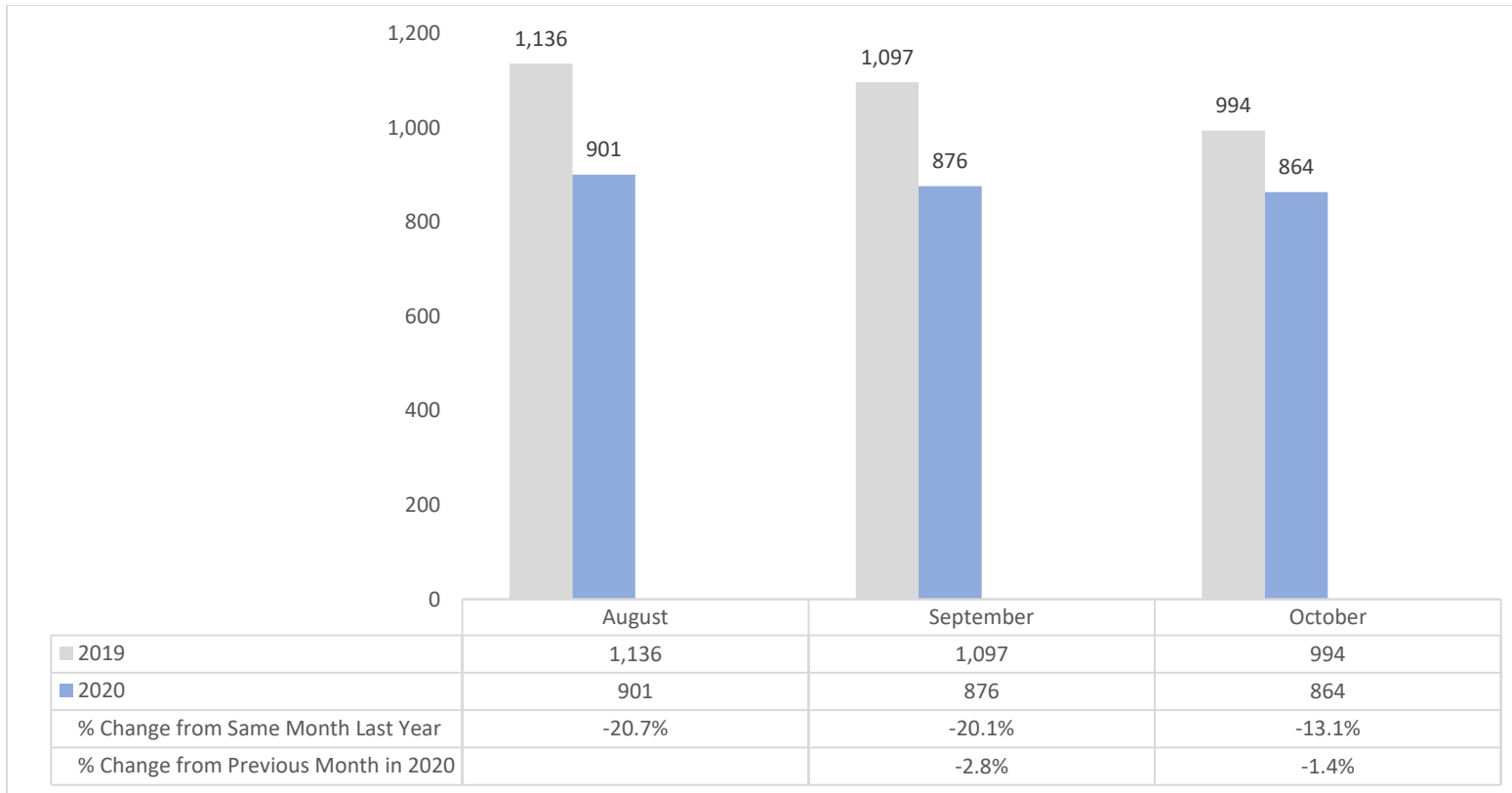
\*Includes domestic violence case types and hearings

Figure 7: Monthly Circuit Court – Original Case Filings – Case Category: Civil-Family, 2019 and 2020



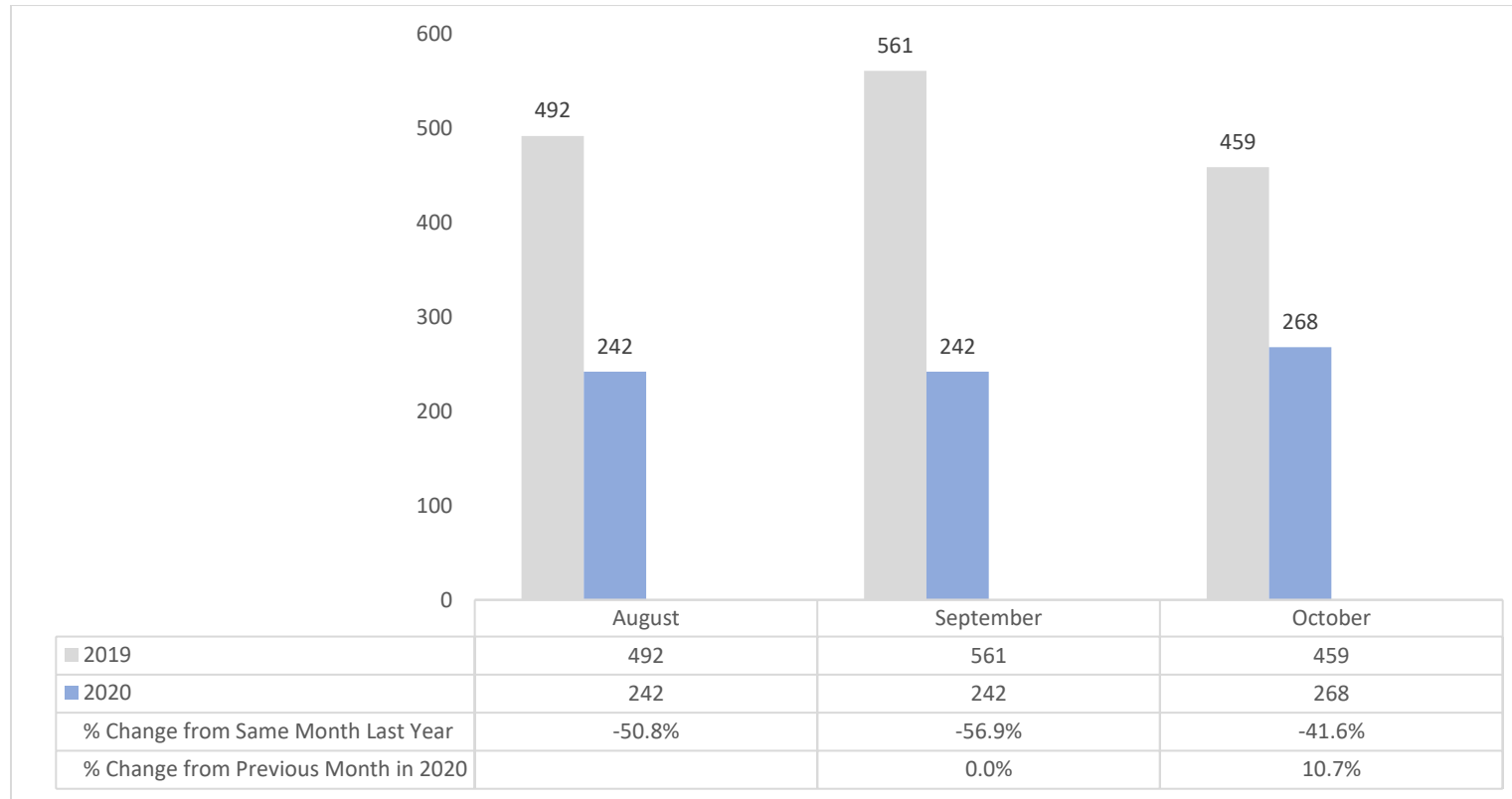
There were 12,236 circuit court family original case filings from August 2020 to October 2020. Circuit court family original case filings declined 20.0% in August 2020 (4,047 circuit court family original case filings) compared to August 2019 (5,060 circuit court family original case filings). In September 2020, there were 4,107 circuit court family original case filings, a decrease of 13.9% from September 2019 and an increase of 1.5% from August 2020. In October 2020, there were 4,082 circuit court family original case filings, a decrease of 16.5% from October 2019 and a decrease of 0.6% from September 2020.

Figure 8: Monthly Circuit Court – Original Case Filings – Case Type: Child Custody (Versus), 2019 and 2020



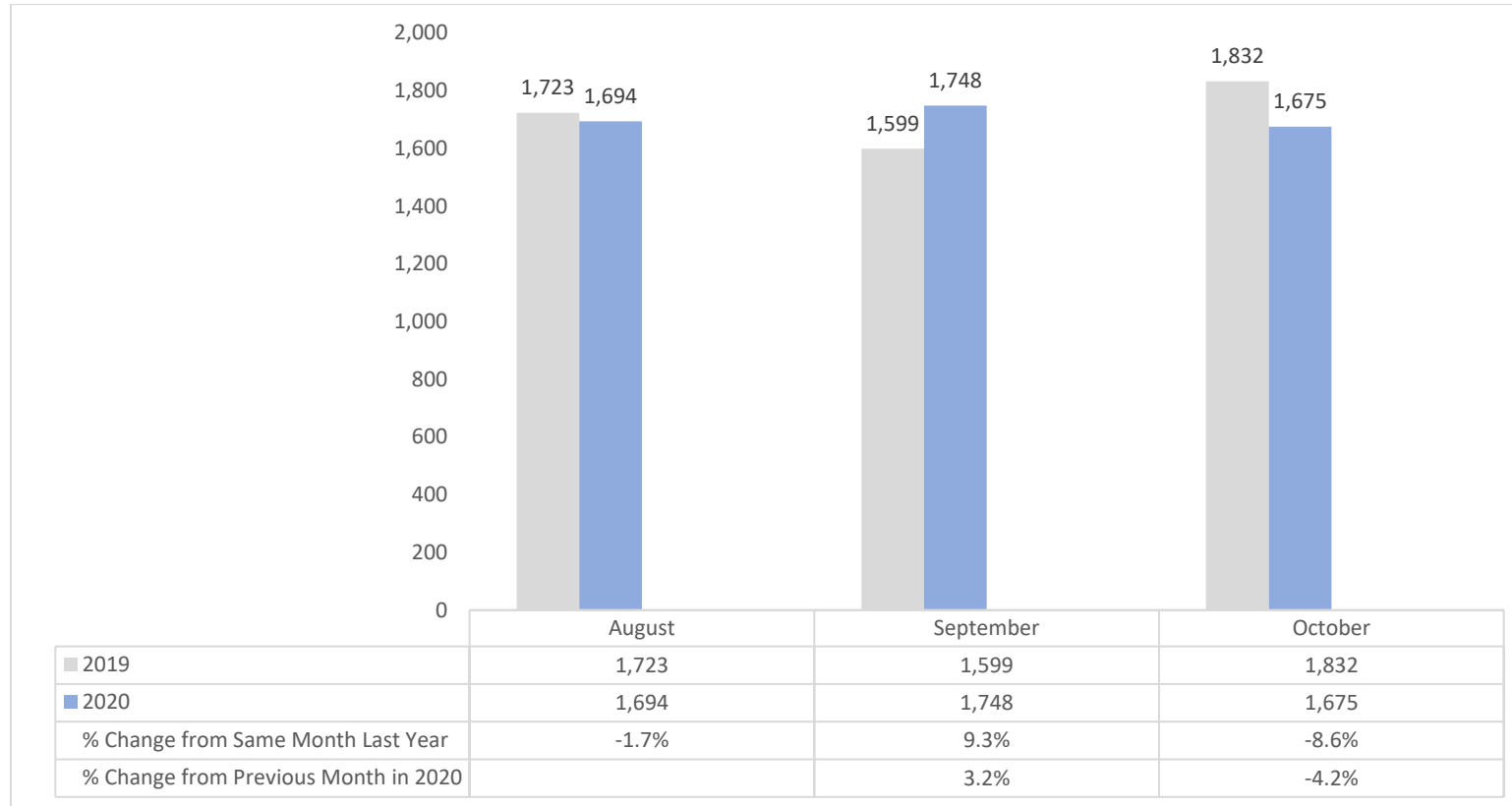
There were 2,641 circuit court child custody (versus) original case filings from August 2020 to October 2020. Circuit court child custody (versus) original case filings declined 20.7% in August 2020 (901 circuit court child custody (versus) original case filings) compared to August 2019 (1,136 circuit court child custody (versus) original case filings). In September 2020, there were 876 circuit court child custody (versus) original case filings, a decrease of 20.1% from September 2019 and a decrease of 2.8% from August 2020. In October 2020, there were 864 circuit court child custody (versus) original case filings, a decrease of 13.1% from October 2019 and a decrease of 1.4% from September 2020.

Figure 9: Monthly Circuit Court – Original Case Filings – Case Type: Child Support (Agency), 2019 and 2020



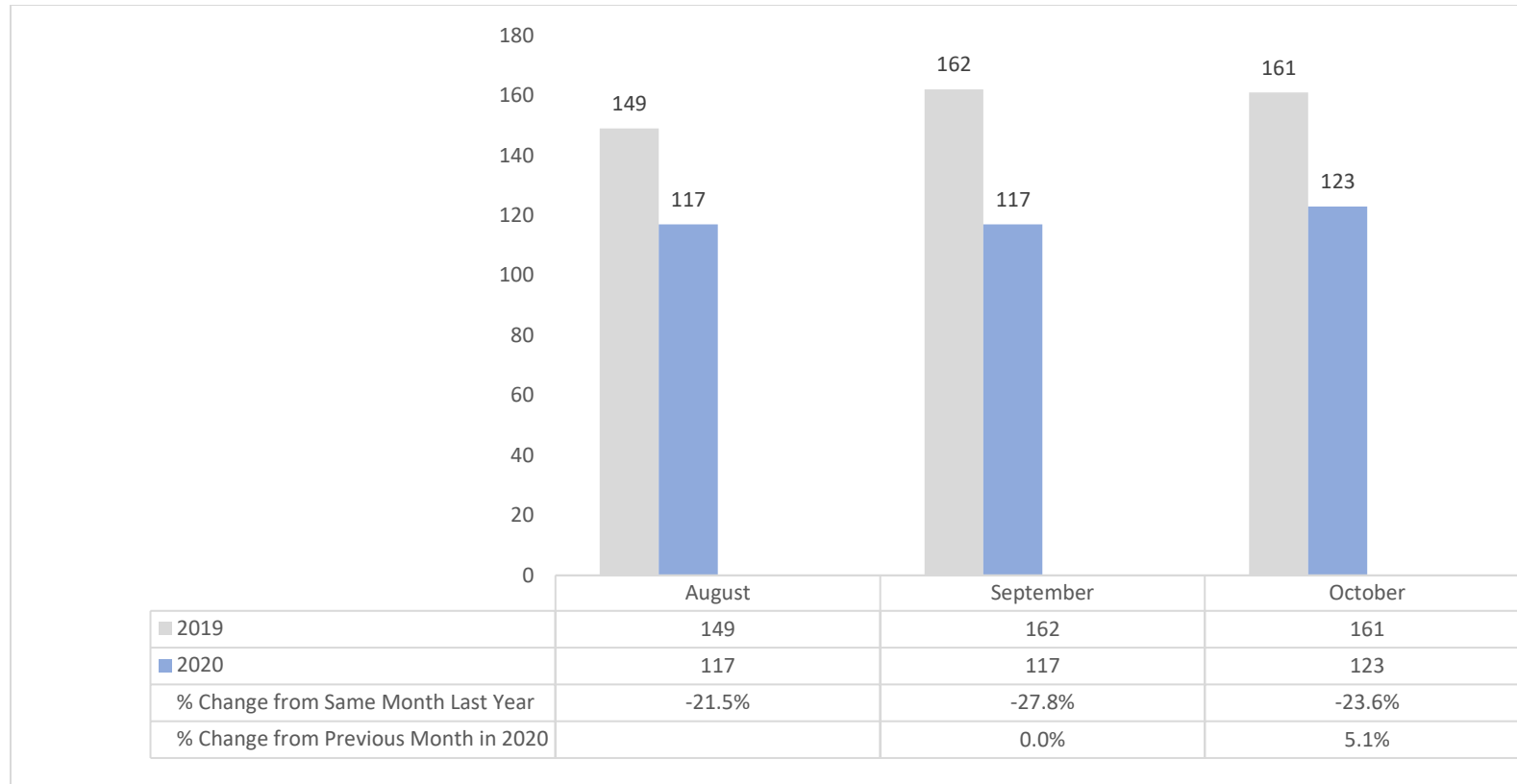
There were 752 circuit court child support (agency) original case filings from August 2020 to October 2020. Circuit court child support (agency) original case filings declined 50.8% in August 2020 (242 circuit court child support (agency) original case filings) compared to August 2019 (492 circuit court child support (agency) original case filings). In September 2020, there were 242 circuit court child support (agency) original case filings, a decrease of 56.9% from September 2019 and an increase of 0.0% from August 2020. In October 2020, there were 268 circuit court child support (agency) original case filings, a decrease of 41.6% from October 2019 and an increase of 10.7% from September 2020.

Figure 10: Monthly Circuit Court – Original Case Filings – Case Type: Divorce (Absolute), 2019 and 2020



There were 5,117 circuit court divorce absolute original case filings from August 2020 to October 2020. Circuit court divorce absolute original case filings declined 1.7% in August 2020 (1,694 circuit court divorce absolute original case filings) compared to August 2019 (1,723 circuit court divorce absolute original case filings). In September 2020, there were 1,748 circuit court divorce absolute original case filings, an increase of 9.3% from September 2019 and an increase of 3.2% from August 2020. In October 2020, there were 1,675 circuit court divorce absolute original case filings, a decrease of 8.6% from October 2019 and a decrease of 4.2% from September 2020.

Figure 11: Monthly Circuit Court – Original Case Filings – Case Type: Divorce (Limited), 2019 and 2020



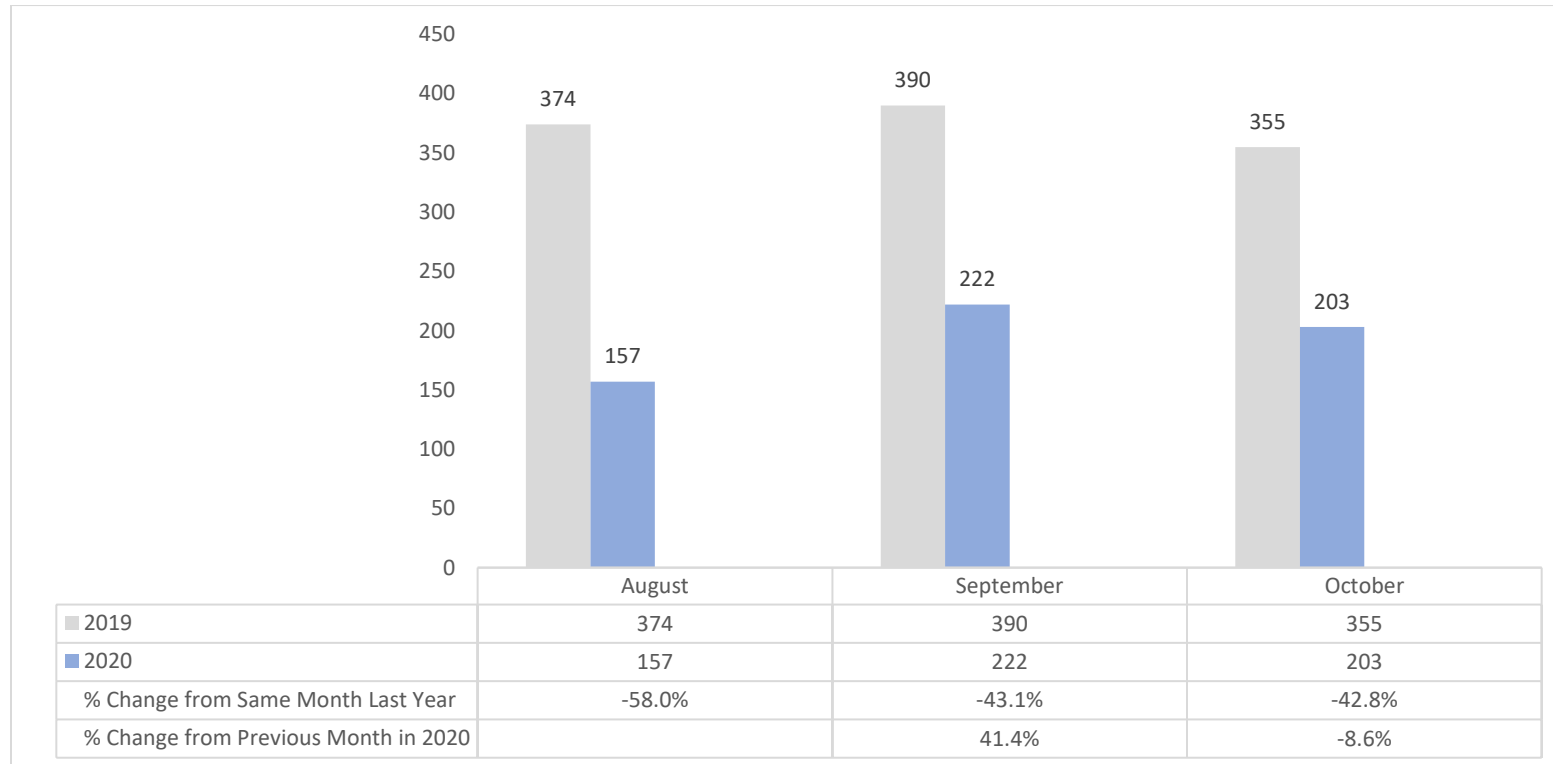
There were 357 circuit court divorce limited original case filings from August 2020 to October 2020. Circuit court divorce limited original case filings declined 21.5% in August 2020 (117 circuit court divorce limited original case filings) compared to August 2019 (149 circuit court divorce limited original case filings). In September 2020, there were 117 circuit court divorce limited original case filings, a decrease of 27.8% from September 2019 and an increase of 0.0% from August 2020. In October 2020, there were 123 circuit court divorce limited original case filings, a decrease of 23.6% from October 2019 and an increase of 5.1% from September 2020.

Figure 12: Monthly Circuit Court Civil-Family Hearings Held/Concluded, 2019 and 2020



There were 27,170 circuit court civil-family hearings held/concluded from August 2020 to October 2020. Circuit court civil-family hearings held/concluded declined 40.3% in August 2020 (7,428 circuit court civil-family hearings held/concluded) compared to August 2019 (12,434 circuit court civil-family hearings held/concluded). In September 2020, there were 9,878 circuit court civil-family hearings held/concluded, a decrease of 16.3% from September 2019 and an increase of 33.0% from August 2020. In October 2020, there were 9,864 circuit court civil-family hearings held/concluded, a decrease of 20.5% from October 2019 and a decrease of 0.1% from September 2020.

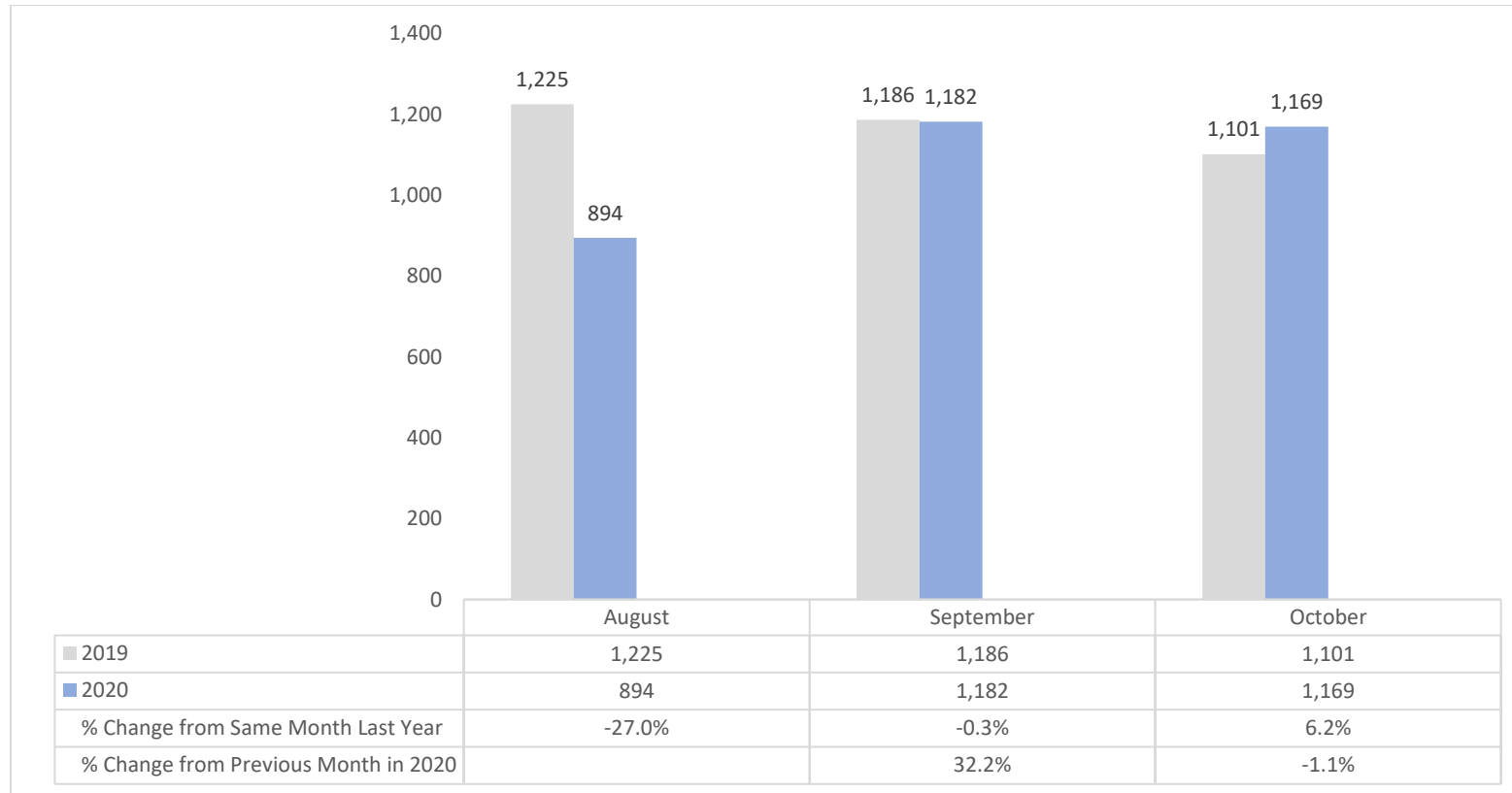
Figure 13: Monthly Circuit Court Divorce Hearings Held/Concluded – Contested, 2019 and 2020



There were 582 circuit court contested divorce hearings held/concluded from August 2020 to October 2020. Circuit court contested divorce hearings held/concluded declined 58.0% in August 2020 (157 circuit court contested divorce hearings held/concluded) compared to August 2019 (374 circuit court contested divorce hearings held/concluded). In September 2020, there were 222 circuit court contested divorce hearings held/concluded, a decrease of 43.1% from September 2019 and an increase of 41.4% from August 2020. In October 2020, there were 203 circuit court contested divorce hearings held/concluded, a decrease of 42.8% from October 2019 and a decrease of 8.6% from September 2020.



Figure 14: Monthly Circuit Court Divorce Hearings Held/Concluded – Uncontested, 2019 and 2020



There were 3,245 circuit court uncontested divorce hearings held/concluded from August 2020 to October 2020. Circuit court uncontested divorce hearings held/concluded declined 27.0% in August 2020 (894 circuit court uncontested divorce hearings held/concluded) compared to August 2019 (1,225 circuit court uncontested divorce hearings held/concluded). In September 2020, there were 1,182 circuit court uncontested divorce hearings held/concluded, a decrease of 0.3% from September 2019 and an increase of 32.2% from August 2020. In October 2020, there were 1,169 circuit court uncontested divorce hearings held/concluded, an increase of 6.2% from October 2019 and a decrease of 1.1% from September 2020.

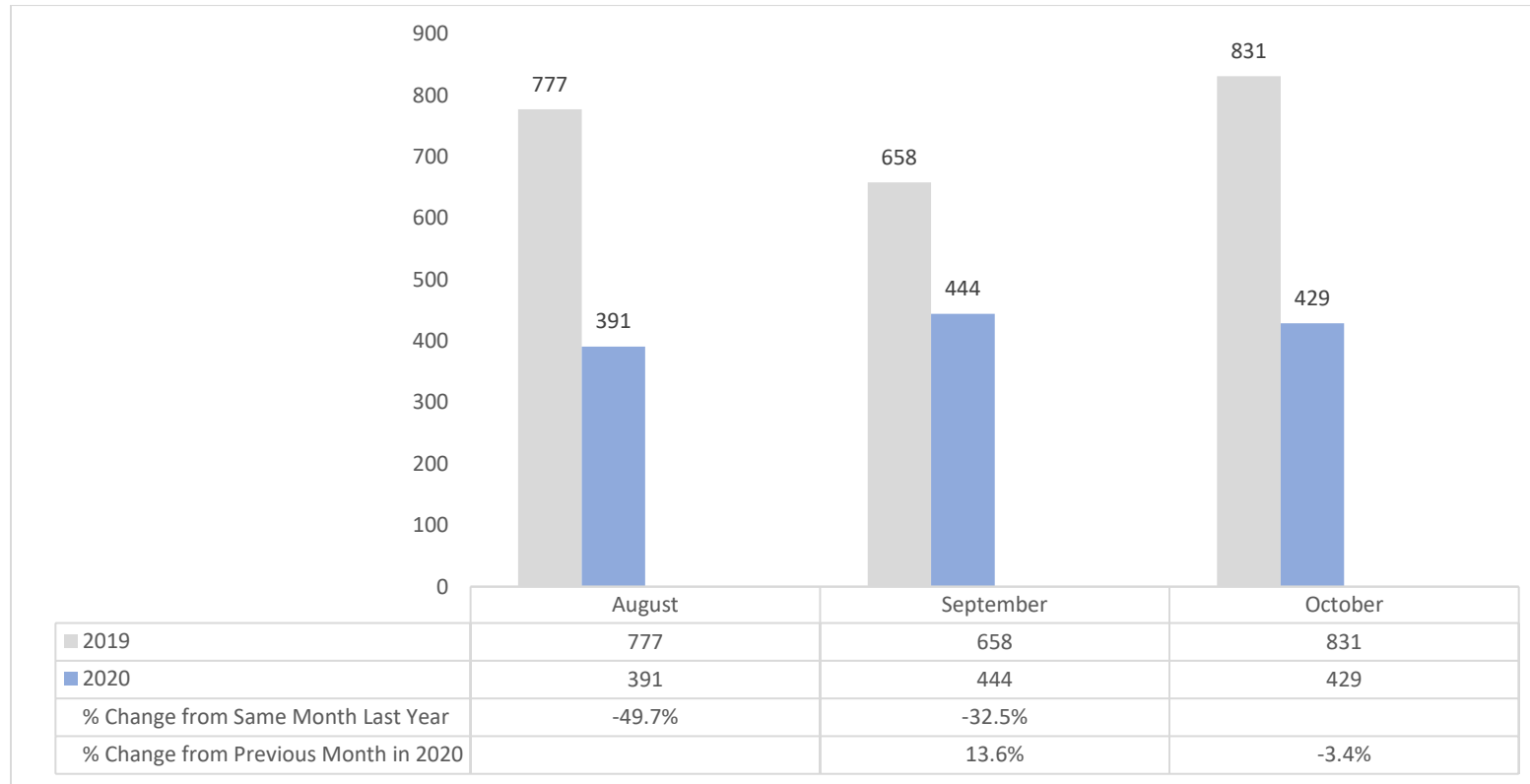
**Circuit Court Juvenile Case Activity**

*Table 10: All Circuit Court Juvenile Original Case Filings, Hearings Held/Concluded, August – October 2019 and 2020*

Circuit Court Juvenile Case Activity	August			September				October			
	2019	2020	Percent Change from Last Year: August 2019 & 2020	2019	2020	Percent Change from Previous Month: August & September 2020	Percent Change from Last Year: September 2019 & 2020	2019	2020	Percent Change from Previous Month: September & October 2020	Percent Change from Last Year: October 2019 & 2020
Total Juvenile Original Filings	777	391	-49.7%	658	444	13.6%	-32.5%	831	429	-3.4%	-48.4%
Total Juvenile Hearings	6,437	5,294	-17.8%	6,022	5,061	-4.4%	-16.0%	6,412	5,136	1.5%	-19.9%
Highlight Hearing: Child in Need of Assistance Hearings	2,702	2,652	-1.9%	2,566	2,516	-5.1%	-1.9%	2,831	2,601	3.4%	-8.1%
All Other Juvenile Hearings	3,735	2,642	-29.3%	3,456	2,545	-3.7%	-26.4%	3,581	2,535	-0.4%	-29.2%

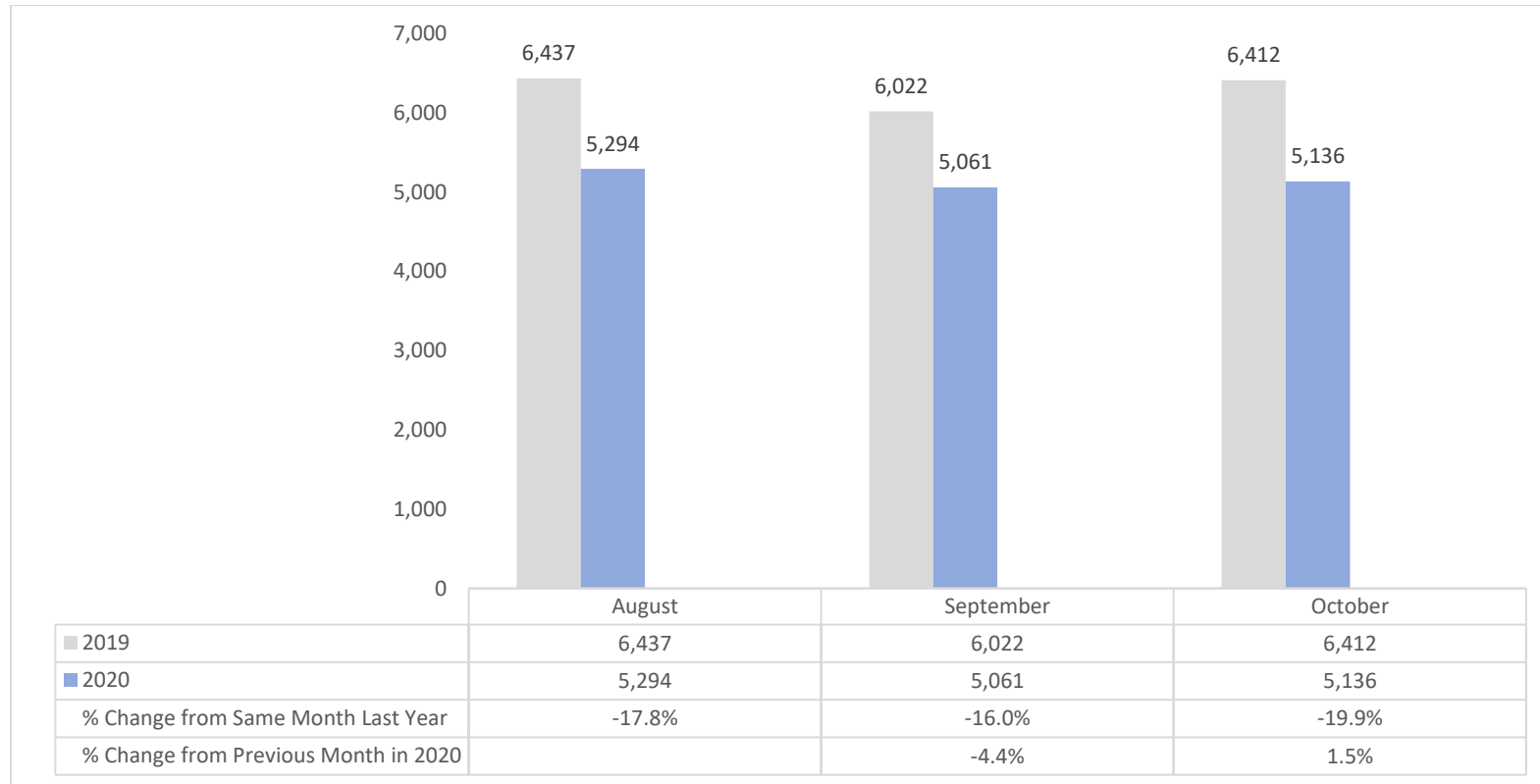
Source: MDEC County Circuit Courts, Montgomery County Circuit Court, Prince George's Circuit Court; and Baltimore City Juvenile Source Systems.

Figure 15: Monthly Circuit Court – Original Case Filings – Case Category: Juvenile, 2019 and 2020



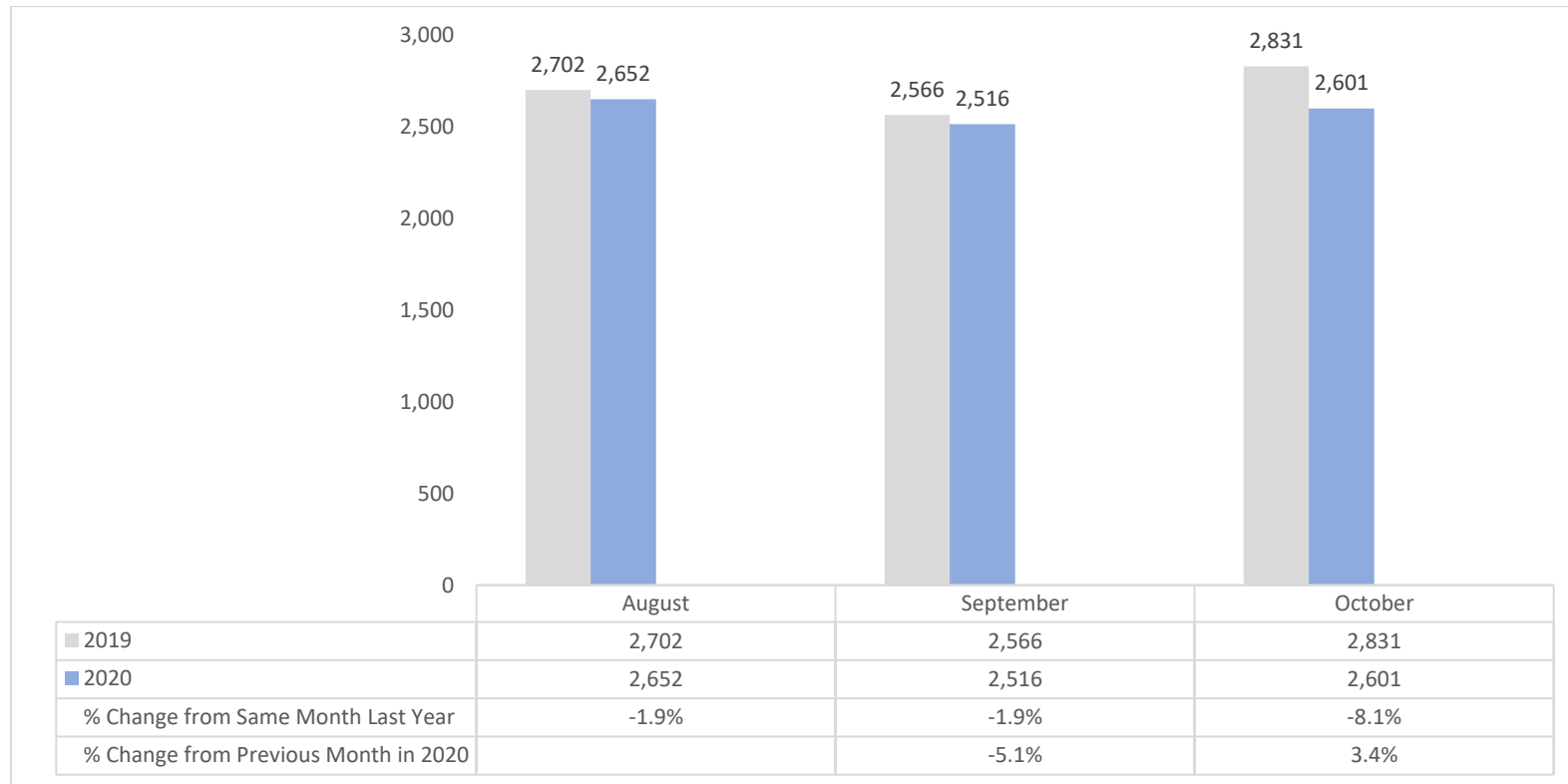
There were 1,264 circuit court original juvenile case filings from August 2020 to October 2020. Circuit court original juvenile case filings declined 49.7% in August 2020 (391 circuit court original juvenile case filings) compared to August 2019 (777 circuit court original juvenile case filings). In September 2020, there were 444 circuit court original juvenile case filings, a decrease of 32.5% from September 2019 and an increase of 13.6% from August 2020. In October 2020, there were 429 circuit court original juvenile case filings, a decrease of 48.4% from October 2019 and a decrease of 3.4% from September 2020.

Figure 16: Monthly Circuit Court Juvenile Hearings Held/Concluded, 2019 and 2020



There were 15,491 circuit court juvenile hearings held/concluded from August 2020 to October 2020. Circuit court juvenile hearings held/concluded declined 17.8% in August 2020 (5,294 circuit court juvenile hearings held/concluded) compared to August 2019 (6,437 circuit court juvenile hearings held/concluded). In September 2020, there were 5,061 circuit court juvenile hearings held/concluded, a decrease of 16.0% from September 2019 and a decrease of 4.4% from August 2020. In October 2020, there were 5,136 circuit court juvenile hearings held/concluded, a decrease of 19.9% from October 2019 and an increase of 1.5% from September 2020.

Figure 17: Monthly Circuit Court Child in Need of Assistance (CINA) Hearings Held/Concluded, 2019 and 2020



There were 7,769 circuit court CINA hearings held/concluded from August 2020 to October 2020. Circuit court CINA hearings held/concluded declined 1.9% in August 2020 (2,652 circuit court CINA hearings held/concluded) compared to August 2019 (2,702 circuit court CINA hearings held/concluded). In September 2020, there were 2,516 circuit court CINA hearings held/concluded, a decrease of 1.9% from September 2019 and a decrease of 5.1% from August 2020. In October 2020, there were 2,601 circuit court CINA hearings held/concluded, a decrease of 8.1% from October 2019 and an increase of 3.4% from September 2020.

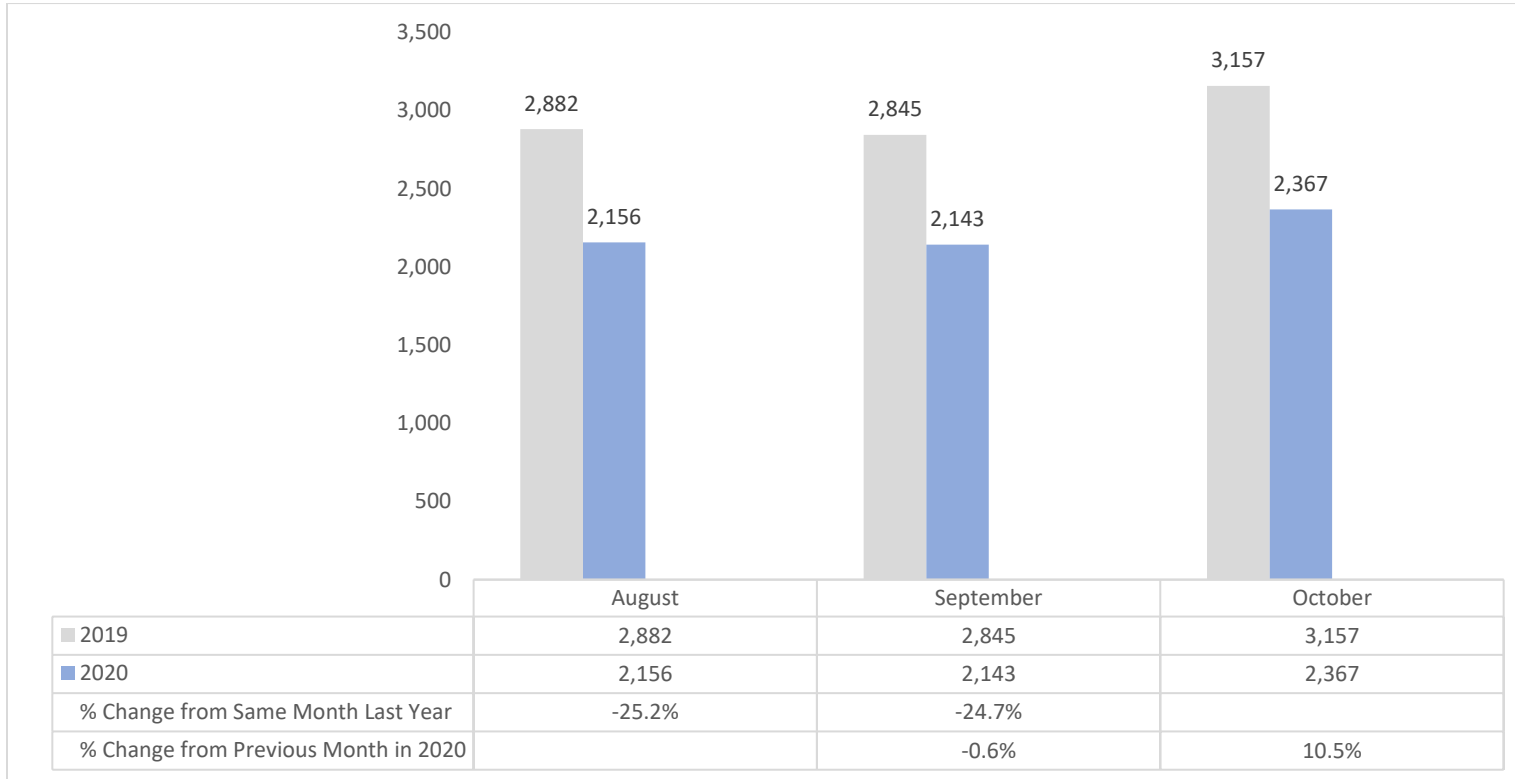
## Circuit Court Criminal Case Activity

Table 11: Circuit Court Criminal Case Activity – Case Filings, Pleas, Hearings Held/Concluded and Dispositions August - October 2019 and 2020

Circuit Court Criminal Case Activity	August			September				October			
	2019	2020	Percent Change from Last Year: August 2019 & 2020	2019	2020	Percent Change from Previous Month: August & September 2020	Percent Change from Last Year: September 2019 & 2020	2019	2020	Percent Change from Previous Month: September & October 2020	Percent Change from Last Year: October 2019 & 2020
Total Criminal Original Filings	2,882	2,156	-25.2%	2,845	2,143	-0.6%	-24.7%	3,157	2,367	10.5%	-25.0%
Pleas by Charge	6,367	1,928	-69.7%	6,249	2,305	19.6%	-63.1%	6,156	4,034	75.0%	-34.5%
Pleas by Unique Case	2,533	1,006	-60.3%	2,515	1,027	2.1%	-59.2%	2,611	1,536	49.6%	-41.2%
Total Criminal Hearings	12,177	7,744	-36.4%	11,479	8,039	3.8%	-30.0%	11,979	9,454	17.6%	-21.1%
Highlight Hearing - Bail Review Hearings	781	690	-11.7%	687	700	1.4%	1.9%	778	657	-6.1%	-15.6%
All Other Criminal Hearings	11,396	7,054	-38.1%	10,792	7,339	4.0%	-32.0%	11,201	8,797	19.9%	-21.5%
Dispositions by Charge	15,239	8,148	-46.5%	16,474	7,503	-7.9%	-54.5%	16,366	10,810	44.1%	-33.9%
Dispositions by Case	3,478	1,692	-51.4%	3,314	1,766	4.4%	-46.7%	3,623	2,384	35.0%	-34.2%

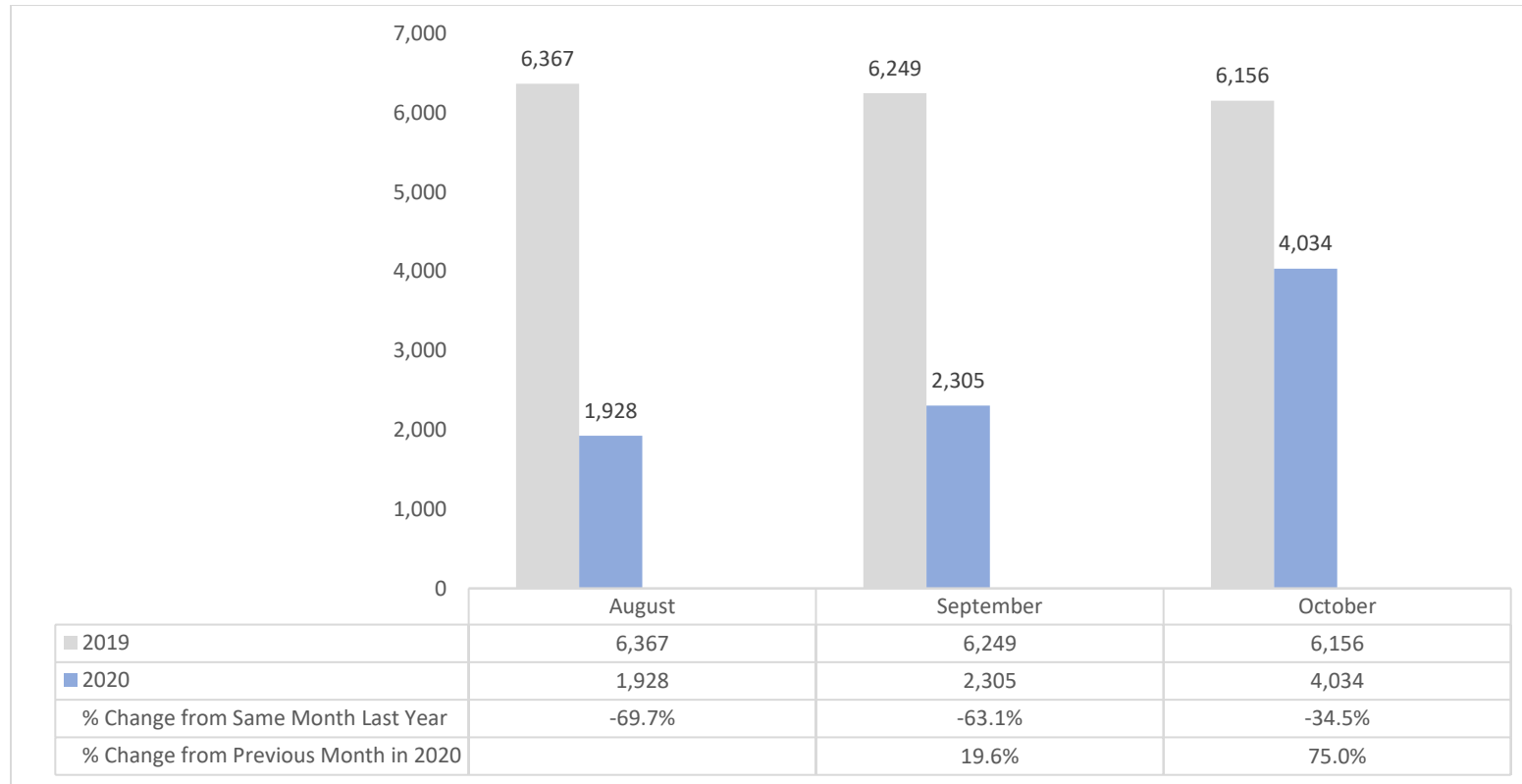
Source: MDEC County Circuit Courts, Montgomery County Circuit Court, Prince George's Circuit Court; and Baltimore City Criminal Source Systems.

Figure 18: Monthly Circuit Court – Original Case Filings – Case Category: Criminal, 2019 and 2020



There were 6,666 circuit court original criminal case filings from August 2020 to October 2020. Circuit court original criminal case filings declined 25.2% in August 2020 (2,156 circuit court original criminal case filings) compared to August 2019 (2,882 circuit court original criminal case filings). In September 2020, there were 2,143 circuit court original criminal case filings, a decrease of 24.7% from September 2019 and a decrease of 0.6% from August 2020. In October 2020, there were 2,367 circuit court original criminal case filings, a decrease of 25.0% from October 2019 and an increase of 10.5% from September 2020.

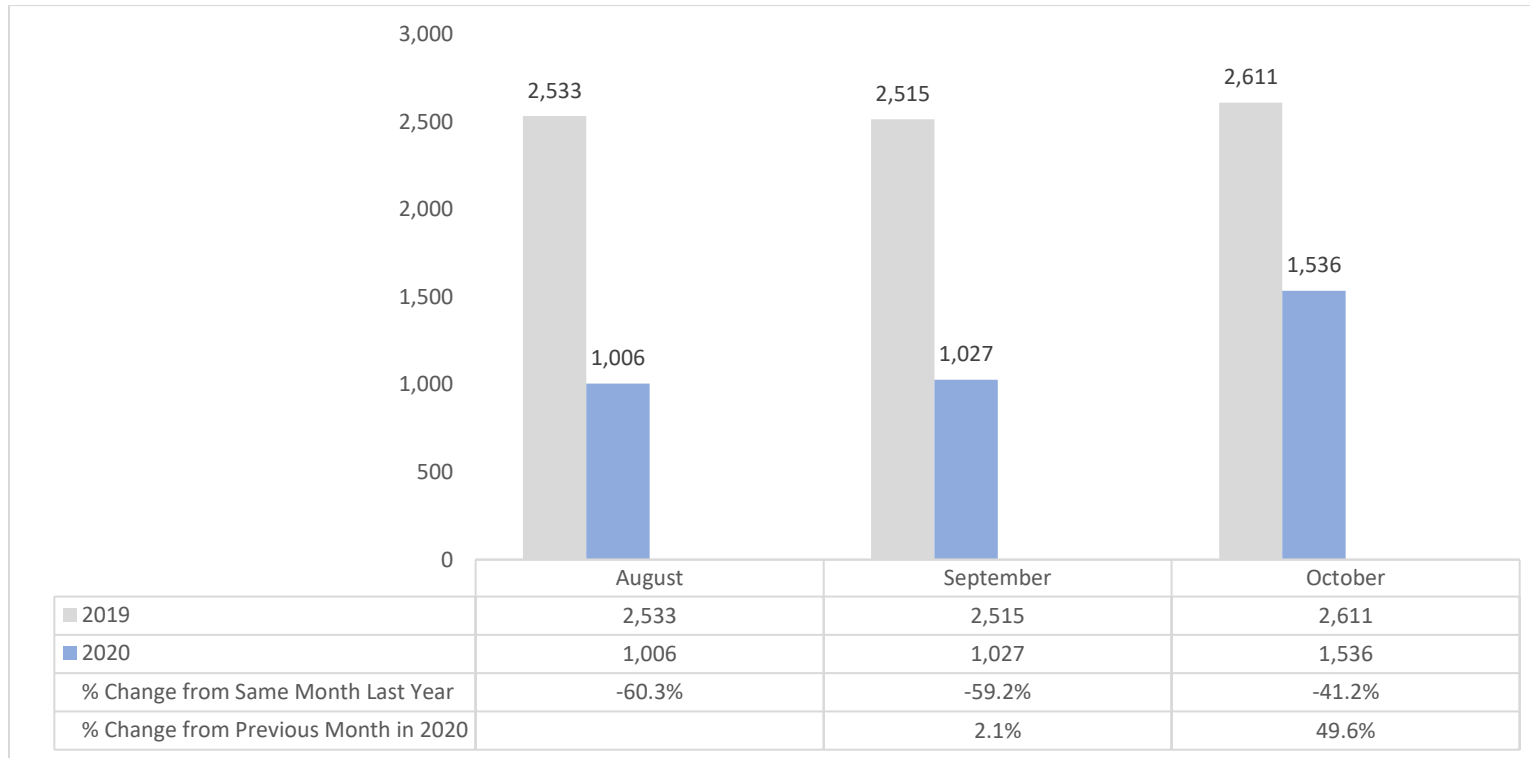
Figure 19: Monthly Circuit Court – Criminal Case Activity – Criminal Pleas (Total Charges Pled), 2019 and 2020



There were 8,267 circuit court criminal pleas (total charges pled) from August 2020 to October 2020. Circuit court criminal pleas (total charges pled) declined 69.7% in August 2020 (1,928 circuit court criminal pleas (total charges pled)) compared to August 2019 (6,367 circuit court criminal pleas (total charges pled)). In September 2020, there were 2,305 circuit court criminal pleas (total charges pled), a decrease of 63.1% from September 2019 and an increase of 19.6% from August 2020. In October 2020, there were 4,034 circuit court criminal pleas (total charges pled), a decrease of 34.5% from October 2019 and an increase of 75.0% from September 2020.

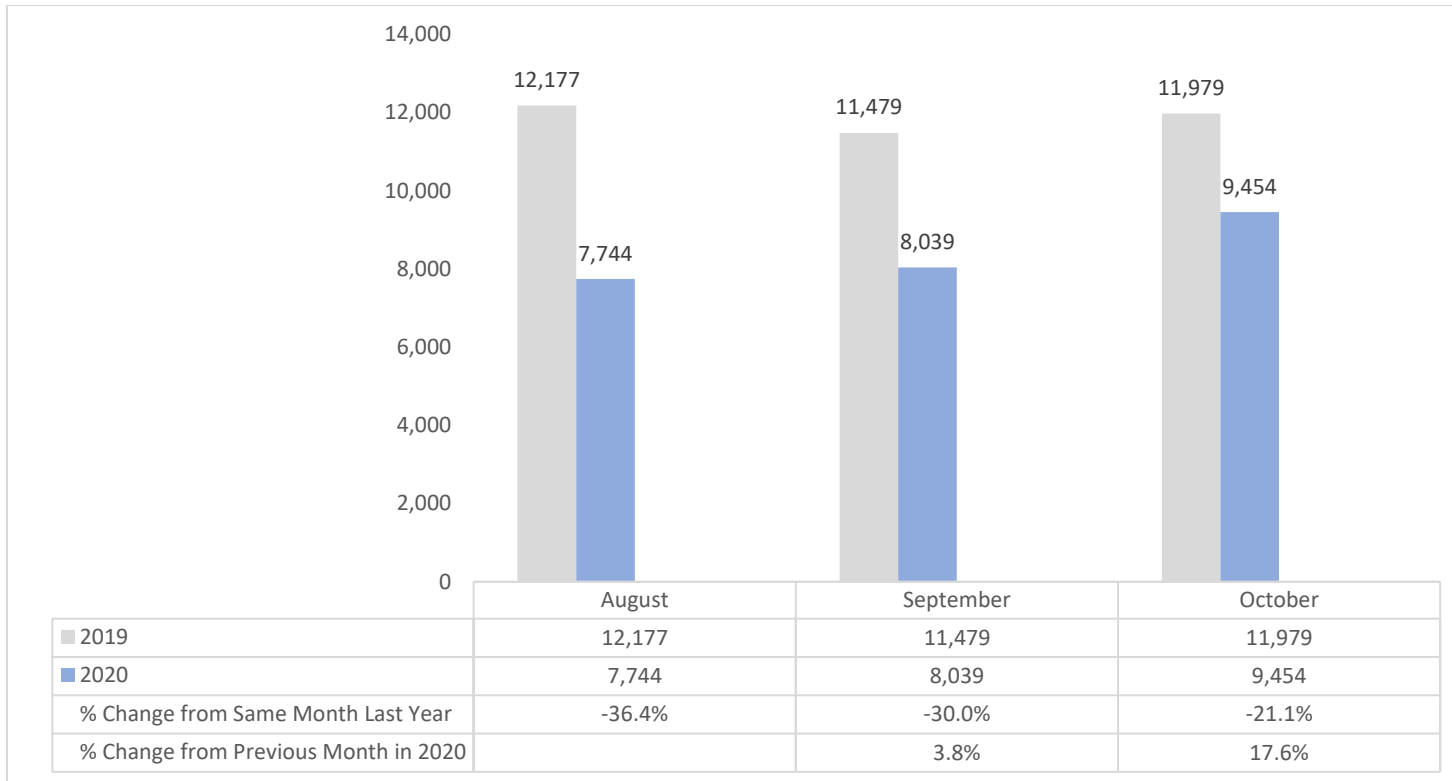


Figure 20: Monthly Circuit Court – Criminal Case Activity – Criminal Pleas (Unique Cases), 2019 and 2020



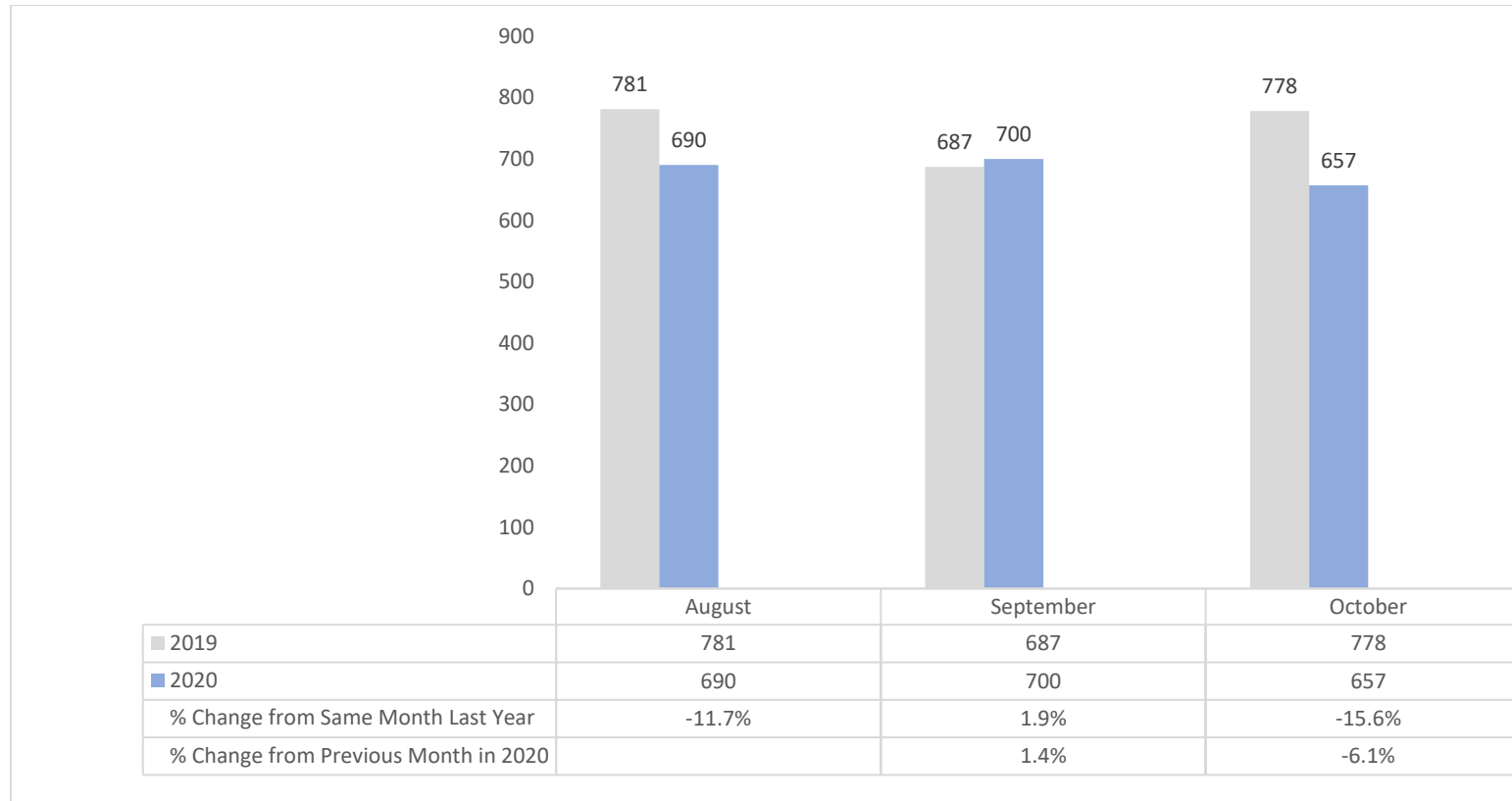
There were 3,569 circuit court criminal pleas (unique cases) from August 2020 to October 2020. Circuit court criminal pleas (unique cases) declined 60.3% in August 2020 (1,006 circuit court criminal pleas (unique cases)) compared to August 2019 (2,533 circuit court criminal pleas (unique cases)). In September 2020, there were 1,027 circuit court criminal pleas (unique cases), a decrease of 59.2% from September 2019 and an increase of 2.1% from August 2020. In October 2020, there were 1,536 circuit court criminal pleas (unique cases), a decrease of 41.2% from October 2019 and an increase of 49.6% from September 2020.

Figure 21: Monthly Circuit Court Criminal Hearings Held/Concluded, 2019 and 2020



There were 25,237 circuit court criminal hearings held/concluded from August 2020 to October 2020. Circuit court criminal hearings held/concluded declined 36.4% in August 2020 (7,744 circuit court criminal hearings held/concluded) compared to August 2019 (12,177 circuit court criminal hearings held/concluded). In September 2020, there were 8,039 circuit court criminal hearings held/concluded, a decrease of 30.0% from September 2019 and an increase of 3.8% from August 2020. In October 2020, there were 9,454 circuit court criminal hearings held/concluded, a decrease of 21.1% from October 2019 and an increase of 17.6% from September 2020.

Figure 22: Monthly Circuit Court Bail Review Hearings Held/Concluded, 2019 and 2020



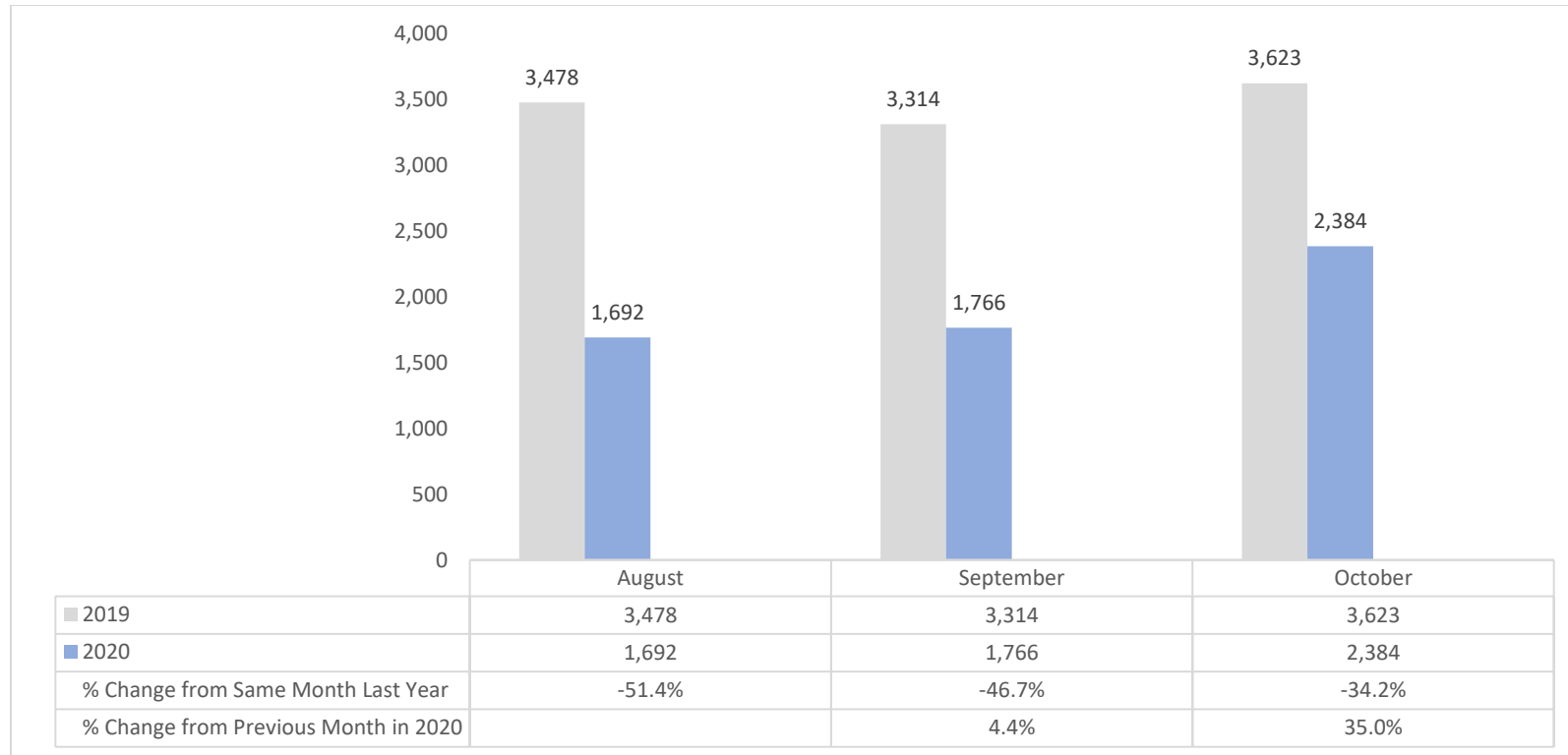
There were 2,047 circuit court bail review hearings held/concluded from August 2020 to October 2020. Circuit court bail review hearings held/concluded declined 11.7% in August 2020 (690 circuit court bail review hearings held/concluded) compared to August 2019 (781 circuit court bail review hearings held/concluded). In September 2020, there were 700 circuit court bail review hearings held/concluded, an increase of 1.9% from September 2019 and an increase of 1.4% from August 2020. In October 2020, there were 657 circuit court bail review hearings held/concluded, a decrease of 15.6% from October 2019 and a decrease of 6.1% from September 2020.

Figure 23: Monthly Circuit Court – Criminal Case Activity – Criminal Dispositions (Charges), 2019 and 2020



There were 26,461 circuit court criminal dispositions (charges) from August 2020 to October 2020. Circuit court criminal dispositions (charges) declined 46.5% in August 2020 (8,148 circuit court criminal dispositions (charges)) compared to August 2019 (15,239 circuit court criminal dispositions (charges)). In September 2020, there were 7,503 circuit court criminal dispositions (charges), a decrease of 54.5% from September 2019 and a decrease of 7.9% from August 2020. In October 2020, there were 10,810 circuit court criminal dispositions (charges), a decrease of 33.9% from October 2019 and an increase of 44.1% from September 2020.

Figure 24: Monthly Circuit Court – Criminal Case Activity – Criminal Dispositions (Cases), 2019 and 2020



There were 5,842 circuit court criminal dispositions (cases) from August 2020 to October 2020. Circuit court criminal dispositions (cases) declined 51.4% in August 2020 (1,692 circuit court criminal dispositions (cases)) compared to August 2019 (3,478 circuit court criminal dispositions (cases)). In September 2020, there were 1,766 circuit court criminal dispositions (cases), a decrease of 46.7% from September 2019 and an increase of 4.4% from August 2020. In October 2020, there were 2,384 circuit court criminal dispositions (cases), a decrease of 34.2% from October 2019 and an increase of 35.0% from September 2020.

## District Court - Original Case Filings

Table 12: All District Court Original Case Filings – By Case Category\*, August - October 2019 and 2020

District Court Original Case Filings by Case Category	August			September				October			
	2019	2020	Percent Change from Last Year: August 2019 & 2020	2019	2020	Percent Change from Previous Month: August & September 2020	Percent Change from Last Year: September 2019 & 2020	2019	2020	Percent Change from Previous Month: September & October 2020	Percent Change from Last Year: October 2019 & 2020
Motor Vehicle	107,899	58,515	-46%	106,617	63,466	8%	-40%	96,339	59,754	-6%	-38%
Criminal	11,215	8,832	-21%	10,917	8,579	-3%	-21%	10,376	8,311	-3%	-20%
Civil	22,652	20,067	-11%	22,528	17,349	-14%	-23%	24,616	19,276	11%	-22%
Landlord Tenant	56,270	17,056	-70%	58,942	30,289	78%	-49%	56,104	33,649	11%	-40%
Total Filings	198,036	104,470	-47%	199,004	119,683	15%	-40%	187,435	120,990	1%	-35%

\*Case Category Notes:

- Motor vehicle filings include all citations associated with an incident, including 21-902, payable and must appear, mass transit, natural resource and parking and red-light violations.
- Criminal filings include criminal cases filed and fugitive warrants
- Civil filings include civil cases and citations, domestic violence, peace order, ERPO, aids of execution, municipal infractions, emergency evaluations, forfeiture of contraband and injunctions filed.
- Landlord tenant filings represent failure to pay rent filings

Table 13: District Court Total Original Case Filings – By County, August - October 2019 and 2020

District Court Original Case Filings by County	August			September				October			
	2019	2020	Percent Change from Last Year: August 2019 & 2020	2019	2020	Percent Change from Previous Month: August & September 2020	Percent Change from Last Year: September 2019 & 2020	2019	2020	Percent Change from Previous Month: September & October 2020	Percent Change from Last Year: October 2019 & 2020
<b>District 1</b>	25,572	11,384	-55%	23,345	16,905	48%	-28%	24,396	15,022	-11%	-38%
Baltimore City	25,572	11,384	-55%	23,345	16,905	48%	-28%	24,396	15,022	-11%	-38%
<b>District 2</b>	11,469	9,019	-21%	13,999	13,429	49%	-4%	10,255	7,609	-43%	-26%
Dorchester	1,355	1,328	-2%	1,434	1,295	-2%	-10%	1,191	1,060	-18%	-11%
Somerset	1,592	984	-38%	1,579	1,292	31%	-18%	1,303	852	-34%	-35%
Wicomico	4,262	2,698	-37%	4,288	3,520	30%	-18%	4,303	2,823	-20%	-34%
Worcester	4,260	4,009	-6%	6,698	7,322	83%	9%	3,458	2,874	-61%	-17%
<b>District 3</b>	8,212	6,992	-15%	8,443	6,752	-3%	-20%	7,623	5,868	-13%	-23%
Caroline	1,092	1,067	-2%	1,137	840	-21%	-26%	986	847	1%	-14%
Cecil	3,664	2,627	-28%	3,951	2,752	5%	-30%	3,532	2,699	-2%	-24%
Kent	564	377	-33%	541	287	-24%	-47%	389	314	9%	-19%
Queen Anne's	1,748	1,593	-9%	1,687	1,504	-6%	-11%	1,569	1,217	-19%	-22%
Talbot	1,144	1,328	16%	1,127	1,369	3%	21%	1,147	791	-42%	-31%
<b>District 4</b>	10,250	6,678	-35%	9,721	6,283	-6%	-35%	9,334	6,049	-4%	-35%
Calvert	2,375	2,083	-12%	2,349	1,690	-19%	-28%	2,182	1,628	-4%	-25%
Charles	4,635	2,278	-51%	4,526	2,549	12%	-44%	4,373	2,317	-9%	-47%
St. Mary's	3,240	2,317	-28%	2,846	2,044	-12%	-28%	2,779	2,104	3%	-24%
<b>District 5</b>	40,268	15,033	-63%	42,472	15,714	5%	-63%	36,508	17,973	14%	-51%
Prince George's	40,268	15,033	-63%	42,472	15,714	5%	-63%	36,508	17,973	14%	-51%
<b>District 6</b>	26,065	9,392	-64%	26,421	10,972	17%	-58%	27,271	12,805	17%	-53%
Montgomery	26,065	9,392	-64%	26,421	10,972	17%	-58%	27,271	12,805	17%	-53%
<b>District 7</b>	17,696	9,769	-45%	17,649	11,033	13%	-37%	15,195	12,575	14%	-17%
Anne Arundel	17,696	9,769	-45%	17,649	11,033	13%	-37%	15,195	12,575	14%	-17%
<b>District 8</b>	34,566	18,808	-46%	31,635	20,472	9%	-35%	32,490	24,457	19%	-25%
Baltimore	34,566	18,808	-46%	31,635	20,472	9%	-35%	32,490	24,457	19%	-25%
<b>District 9</b>	6,164	4,020	-35%	5,328	3,874	-4%	-27%	5,061	5,003	29%	-1%
Harford	6,164	4,020	-35%	5,328	3,874	-4%	-27%	5,061	5,003	29%	-1%
<b>District 10</b>	7,304	5,668	-22%	10,208	6,372	12%	-38%	9,365	6,539	3%	-30%
Howard	4,158	3,261	-22%	7,342	4,115	26%	-44%	6,709	4,382	6%	-35%
Carroll	3,146	2,407	-23%	2,866	2,257	-6%	-21%	2,656	2,157	-4%	-19%
<b>District 11</b>	8,100	5,305	-35%	7,579	5,869	11%	-23%	7,910	5,338	-9%	-33%
Frederick	4,599	2,683	-42%	4,204	2,999	12%	-29%	4,456	3,001	0%	-33%
Washington	3,501	2,622	-25%	3,375	2,870	9%	-15%	3,454	2,337	-19%	-32%
<b>District 12</b>	2,370	2,402	1%	2,204	2,008	-16%	-9%	2,027	1,752	-13%	-14%
Allegany	1,485	1,519	2%	1,525	1,334	-12%	-13%	1,405	1,184	-11%	-16%
Garrett	885	883	0%	679	674	-24%	-1%	622	568	-16%	-9%
<b>State Totals</b>	198,036	104,470	-47%	199,004	119,683	15%	-40%	187,435	120,990	1%	-35%

Table 14: District Court Civil Original Case Filings – By County, August - October 2019 and 2020

District Court Civil Original Case Filings by County	August			September				October			
	2019	2020	Percent Change from Last Year: August 2019 & 2020	2019	2020	Percent Change from Previous Month: August & September 2020	Percent Change from Last Year: September 2019 & 2020	2019	2020	Percent Change from Previous Month: September & October 2020	Percent Change from Last Year: October 2019 & 2020
<b>District 1</b>	2,875	2,468	-14%	2,768	2,342	-5%	-15%	3,151	2,892	23%	-8%
Baltimore City	2,875	2,468	-14%	2,768	2,342	-5%	-15%	3,151	2,892	23%	-8%
<b>District 2</b>	1,391	1,256	-10%	1,467	1,396	11%	-5%	1,504	865	-38%	-42%
Dorchester	138	202	46%	197	154	-24%	-22%	184	153	-1%	-17%
Somerset	162	93	-43%	178	125	34%	-30%	143	83	-34%	-42%
Wicomico	716	514	-28%	803	620	21%	-23%	875	421	-32%	-52%
Worcester	375	447	19%	289	497	11%	72%	302	208	-58%	-31%
<b>District 3</b>	853	815	-4%	1,004	664	-19%	-34%	838	811	22%	-3%
Caroline	143	206	44%	184	107	-48%	-42%	151	149	39%	-1%
Cecil	365	294	-19%	454	306	4%	-33%	349	385	26%	10%
Kent	50	52	4%	62	33	-37%	-47%	44	57	73%	30%
Queen Anne's	134	130	-3%	141	99	-24%	-30%	134	157	59%	17%
Talbot	161	133	-17%	163	119	-11%	-27%	160	63	-47%	-61%
<b>District 4</b>	1,395	1,324	-5%	1,443	999	-25%	-31%	1,561	1,163	16%	-25%
Calvert	276	323	17%	342	239	-26%	-30%	390	342	43%	-12%
Charles	775	696	-10%	737	500	-28%	-32%	818	577	15%	-29%
St. Mary's	344	305	-11%	364	260	-15%	-29%	353	244	-6%	-31%
<b>District 5</b>	4,649	4,168	-10%	4,658	3,416	-18%	-27%	4,905	3,799	11%	-23%
Prince George's	4,649	4,168	-10%	4,658	3,416	-18%	-27%	4,905	3,799	11%	-23%
<b>District 6</b>	2,462	2,632	7%	2,997	2,042	-22%	-32%	3,387	2,066	1%	-39%
Montgomery	2,462	2,632	7%	2,997	2,042	-22%	-32%	3,387	2,066	1%	-39%
<b>District 7</b>	2,122	1,379	-35%	1,770	1,296	-6%	-27%	1,787	1,607	24%	-10%
Anne Arundel	2,122	1,379	-35%	1,770	1,296	-6%	-27%	1,787	1,607	24%	-10%
<b>District 8</b>	3,596	3,408	-5%	3,418	2,689	-21%	-21%	3,832	3,158	17%	-18%
Baltimore	3,596	3,408	-5%	3,418	2,689	-21%	-21%	3,832	3,158	17%	-18%
<b>District 9</b>	791	659	-17%	759	743	13%	-2%	927	804	8%	-13%
Harford	791	659	-17%	759	743	13%	-2%	927	804	8%	-13%
<b>District 10</b>	1,080	833	-23%	1,033	761	-9%	-26%	1,200	908	19%	-24%
Howard	749	576	-23%	719	538	-7%	-25%	820	631	17%	-23%
Carroll	331	257	-22%	314	223	-13%	-29%	380	277	24%	-27%
<b>District 11</b>	1,185	905	-24%	982	801	-11%	-18%	1,263	970	21%	-23%
Frederick	643	442	-31%	575	409	-7%	-29%	640	505	23%	-21%
Washington	542	463	-15%	407	392	-15%	-4%	623	465	19%	-25%
<b>District 12</b>	253	220	-13%	229	200	-9%	-13%	261	233	17%	-11%
Allegany	183	141	-23%	159	164	16%	3%	184	177	8%	-4%
Garrett	70	79	13%	70	36	-54%	-49%	77	56	56%	-27%
<b>State Totals</b>	22,652	20,067	-11%	22,528	17,349	-14%	-23%	24,616	19,276	11%	-22%



Table 15: District Court Motor Vehicle Original Case Filings – By County, August - October 2019 and 2020

District Court Motor Vehicle Original Case Filings by County	August			September				October			
	2019	2020	Percent Change from Last Year: August 2019 & 2020	2019	2020	Percent Change from Previous Month: August & September 2020	Percent Change from Last Year: September 2019 & 2020	2019	2020	Percent Change from Previous Month: September & October 2020	Percent Change from Last Year: October 2019 & 2020
<b>District 1</b>	9,432	3,892	-59%	8,019	5,866	51%	-27%	8,742	4,938	-16%	-44%
Baltimore City	9,432	3,892	-59%	8,019	5,866	51%	-27%	8,742	4,938	-16%	-44%
<b>District 2</b>	7,532	6,703	-11%	10,246	10,223	53%	0%	6,476	5,152	-50%	-20%
Dorchester	876	952	9%	923	928	-3%	1%	714	742	-20%	4%
Somerset	989	824	-17%	1,096	942	14%	-14%	844	558	-41%	-34%
Wicomico	2,287	1,826	-20%	2,205	2,057	13%	-7%	2,070	1,469	-29%	-29%
Worcester	3,380	3,101	-8%	6,022	6,296	103%	5%	2,848	2,383	-62%	-16%
<b>District 3</b>	6,299	5,295	-16%	6,177	5,147	-3%	-17%	5,571	4,135	-20%	-26%
Caroline	789	740	-6%	786	624	-16%	-21%	677	572	-8%	-16%
Cecil	2,715	1,821	-33%	2,692	1,838	1%	-32%	2,386	1,716	-7%	-28%
Kent	467	273	-42%	421	214	-22%	-49%	302	228	7%	-25%
Queen Anne's	1,497	1,352	-10%	1,450	1,317	-3%	-9%	1,348	961	-27%	-29%
Talbot	831	1,109	33%	828	1,154	4%	39%	858	658	-43%	-23%
<b>District 4</b>	6,762	4,444	-34%	5,975	4,035	-9%	-32%	5,622	3,685	-9%	-34%
Calvert	1,834	1,529	-17%	1,714	1,244	-19%	-27%	1,515	1,066	-14%	-30%
Charles	2,640	1,203	-54%	2,381	1,382	15%	-42%	2,233	1,167	-16%	-48%
St. Mary's	2,288	1,712	-25%	1,880	1,409	-18%	-25%	1,874	1,452	3%	-23%
<b>District 5</b>	20,561	9,722	-53%	21,906	9,196	-5%	-58%	17,294	11,117	21%	-36%
Prince George's	20,561	9,722	-53%	21,906	9,196	-5%	-58%	17,294	11,117	21%	-36%
<b>District 6</b>	18,179	4,733	-74%	18,452	4,929	4%	-73%	19,029	7,042	43%	-63%
Montgomery	18,179	4,733	-74%	18,452	4,929	4%	-73%	19,029	7,042	43%	-63%
<b>District 7</b>	10,490	5,982	-43%	10,091	6,491	9%	-36%	8,517	7,039	8%	-17%
Anne Arundel	10,490	5,982	-43%	10,091	6,491	9%	-36%	8,517	7,039	8%	-17%
<b>District 8</b>	13,518	6,396	-53%	11,282	6,563	3%	-42%	11,986	6,759	3%	-44%
Baltimore	13,518	6,396	-53%	11,282	6,563	3%	-42%	11,986	6,759	3%	-44%
<b>District 9</b>	3,387	2,475	-27%	2,852	2,225	-10%	-22%	2,578	2,201	-1%	-15%
Harford	3,387	2,475	-27%	2,852	2,225	-10%	-22%	2,578	2,201	-1%	-15%
<b>District 10</b>	5,395	3,952	-27%	5,719	4,079	3%	-29%	5,003	3,814	-6%	-24%
Howard	3,033	2,147	-29%	3,642	2,361	10%	-35%	3,134	2,258	-4%	-28%
Carroll	2,362	1,805	-24%	2,077	1,718	-5%	-17%	1,869	1,556	-9%	-17%
<b>District 11</b>	4,603	3,161	-31%	4,341	3,272	4%	-25%	4,189	2,729	-17%	-35%
Frederick	2,678	1,660	-38%	2,487	1,812	9%	-27%	2,628	1,765	-3%	-33%
Washington	1,925	1,501	-22%	1,854	1,460	-3%	-21%	1,561	964	-34%	-38%
<b>District 12</b>	1,741	1,760	1%	1,557	1,440	-18%	-8%	1,332	1,143	-21%	-14%
Allegany	986	1,045	6%	1,035	866	-17%	-16%	862	691	-20%	-20%
Garrett	755	715	-5%	522	574	-20%	10%	470	452	-21%	-4%
<b>State Totals</b>	107,899	58,515	-46%	106,617	63,466	8%	-40%	96,339	59,754	-6%	-38%

Table 16: District Court Landlord-Tenant Original Case Filings – By County, August - October 2019 and 2020

District Court Landlord Tenant Cases Filed by County	August			September				October			
	2019	2020	Percent Change from Last Year: August 2019 & 2020	2019	2020	Percent Change from Previous Month: August & September 2020	Percent Change from Last Year: September 2019 & 2020	2019	2020	Percent Change from Previous Month: September & October 2020	Percent Change from Last Year: October 2019 & 2020
<b>District 1</b>	11,442	3,575	-69%	10,721	7,231	102%	-33%	10,776	5,703	-21%	-47%
Baltimore City	11,442	3,575	-69%	10,721	7,231	102%	-33%	10,776	5,703	-21%	-47%
<b>District 2</b>	1,633	200	-88%	1,538	953	377%	-38%	1,591	1,046	10%	-34%
Dorchester	219	54	-75%	227	105	94%	-54%	185	63	-40%	-66%
Somerset	362	11	-97%	222	141	1182%	-36%	248	145	3%	-42%
Wicomico	958	118	-88%	1,032	605	413%	-41%	1,069	764	26%	-29%
Worcester	94	17	-82%	57	102	500%	79%	89	74	-27%	-17%
<b>District 3</b>	665	261	-61%	654	362	39%	-45%	602	388	7%	-36%
Caroline	75	18	-76%	59	30	67%	-49%	68	28	-7%	-59%
Cecil	475	206	-57%	491	291	41%	-41%	461	323	11%	-30%
Kent	22	10	-55%	31	17	70%	-45%	15	1	-94%	-93%
Queen Anne's	34	16	-53%	27	12	-25%	-56%	17	20	67%	18%
Talbot	59	11	-81%	46	12	9%	-74%	41	16	33%	-61%
<b>District 4</b>	1,356	257	-81%	1,559	668	160%	-57%	1,425	610	-9%	-57%
Calvert	71	31	-56%	85	45	45%	-47%	84	40	-11%	-52%
Charles	876	125	-86%	1,049	420	236%	-60%	973	323	-23%	-67%
St. Mary's	409	101	-75%	425	203	101%	-52%	368	247	22%	-33%
<b>District 5</b>	13,352	46	-100%	14,232	2,143	4559%	-85%	12,863	1,914	-11%	-85%
Prince George's	13,352	46	-100%	14,232	2,143	4559%	-85%	12,863	1,914	-11%	-85%
<b>District 6</b>	4,324	1,423	-67%	3,878	3,431	141%	-12%	3,878	3,148	-8%	-19%
Montgomery	4,324	1,423	-67%	3,878	3,431	141%	-12%	3,878	3,148	-8%	-19%
<b>District 7</b>	3,909	1,459	-63%	4,668	2,196	51%	-53%	3,750	2,901	32%	-23%
Anne Arundel	3,909	1,459	-63%	4,668	2,196	51%	-53%	3,750	2,901	32%	-23%
<b>District 8</b>	16,052	7,989	-50%	15,705	10,271	29%	-35%	15,448	13,545	32%	-12%
Baltimore	16,052	7,989	-50%	15,705	10,271	29%	-35%	15,448	13,545	32%	-12%
<b>District 9</b>	1,597	553	-65%	1,330	601	9%	-55%	1,225	1,678	179%	37%
Harford	1,597	553	-65%	1,330	601	9%	-55%	1,225	1,678	179%	37%
<b>District 10</b>	347	483	39%	3,031	1,102	128%	-64%	2,745	1,483	35%	-46%
Howard	116	346	198%	2,815	979	183%	-65%	2,535	1,324	35%	-48%
Carroll	231	137	-41%	216	123	-10%	-43%	210	159	29%	-24%
<b>District 11</b>	1,488	691	-54%	1,502	1,248	81%	-17%	1,679	1,129	-10%	-33%
Frederick	811	363	-55%	747	494	36%	-34%	731	480	-3%	-34%
Washington	677	328	-52%	755	754	130%	0%	948	649	-14%	-32%
<b>District 12</b>	105	119	13%	124	83	-30%	-33%	122	104	25%	-15%
Allegany	92	104	13%	103	79	-24%	-23%	96	101	28%	5%
Garrett	13	15	15%	21	4	-73%	-81%	26	3	-25%	-88%
<b>State Totals</b>	56,270	17,056	-70%	58,942	30,289	78%	-49%	56,104	33,649	11%	-40%

Table 17: District Court Criminal Original Case Filings – By County, August - October 2019 and 2020

District Court Criminal Original Case Filings by County	August			September				October			
	2019	2020	Percent Change from Last Year: August 2019 & 2020	2019	2020	Percent Change from Previous Month: August & September 2020	Percent Change from Last Year: September 2019 & 2020	2019	2020	Percent Change from Previous Month: September & October 2020	Percent Change from Last Year: October 2019 & 2020
<b>District 1</b>	1,823	1,449	-21%	1,837	1,466	1%	-20%	1,727	1,489	2%	-14%
Baltimore City	1,823	1,449	-21%	1,837	1,466	1%	-20%	1,727	1,489	2%	-14%
<b>District 2</b>	913	860	-6%	748	857	0%	15%	684	546	-36%	-20%
Dorchester	122	120	-2%	87	108	-10%	24%	108	102	-6%	-6%
Somerset	79	56	-29%	83	84	50%	1%	68	66	-21%	-3%
Wicomico	301	240	-20%	248	238	-1%	-4%	289	169	-29%	-42%
Worcester	411	444	8%	330	427	-4%	29%	219	209	-51%	-5%
<b>District 3</b>	395	621	57%	608	579	-7%	-5%	612	534	-8%	-13%
Caroline	85	103	21%	108	79	-23%	-27%	90	98	24%	9%
Cecil	109	306	181%	314	317	4%	1%	336	275	-13%	-18%
Kent	25	42	68%	27	23	-45%	-15%	28	28	22%	0%
Queen Anne's	83	95	14%	69	76	-20%	10%	70	79	4%	13%
Talbot	93	75	-19%	90	84	12%	-7%	88	54	-36%	-39%
<b>District 4</b>	737	653	-11%	744	581	-11%	-22%	726	591	2%	-19%
Calvert	194	200	3%	208	162	-19%	-22%	193	180	11%	-7%
Charles	344	254	-26%	359	247	-3%	-31%	349	250	1%	-28%
St. Mary's	199	199	0%	177	172	-14%	-3%	184	161	-6%	-13%
<b>District 5</b>	1,706	1,097	-36%	1,676	959	-13%	-43%	1,446	1,143	19%	-21%
Prince George's	1,706	1,097	-36%	1,676	959	-13%	-43%	1,446	1,143	19%	-21%
<b>District 6</b>	1,100	604	-45%	1,094	570	-6%	-48%	977	549	-4%	-44%
Montgomery	1,100	604	-45%	1,094	570	-6%	-48%	977	549	-4%	-44%
<b>District 7</b>	1,175	949	-19%	1,120	1,050	11%	-6%	1,141	1,028	-2%	-10%
Anne Arundel	1,175	949	-19%	1,120	1,050	11%	-6%	1,141	1,028	-2%	-10%
<b>District 8</b>	1,400	1,015	-28%	1,230	949	-7%	-23%	1,224	995	5%	-19%
Baltimore	1,400	1,015	-28%	1,230	949	-7%	-23%	1,224	995	5%	-19%
<b>District 9</b>	389	333	-14%	387	305	-8%	-21%	331	320	5%	-3%
Harford	389	333	-14%	387	305	-8%	-21%	331	320	5%	-3%
<b>District 10</b>	482	400	-17%	425	430	8%	1%	417	334	-22%	-20%
Howard	260	192	-26%	166	237	23%	43%	220	169	-29%	-23%
Carroll	222	208	-6%	259	193	-7%	-25%	197	165	-15%	-16%
<b>District 11</b>	824	548	-33%	754	548	0%	-27%	779	510	-7%	-35%
Frederick	467	218	-53%	395	284	30%	-28%	457	251	-12%	-45%
Washington	357	330	-8%	359	264	-20%	-26%	322	259	-2%	-20%
<b>District 12</b>	271	303	12%	294	285	-6%	-3%	312	272	-5%	-13%
Allegany	224	229	2%	228	225	-2%	-1%	263	215	-4%	-18%
Garrett	47	74	57%	66	60	-19%	-9%	49	57	-5%	16%
<b>State Totals</b>	11,215	8,832	-21%	10,917	8,579	-3%	-21%	10,376	8,311	-3%	-20%

## District Court Domestic Violence Case Activity

### Protective Orders

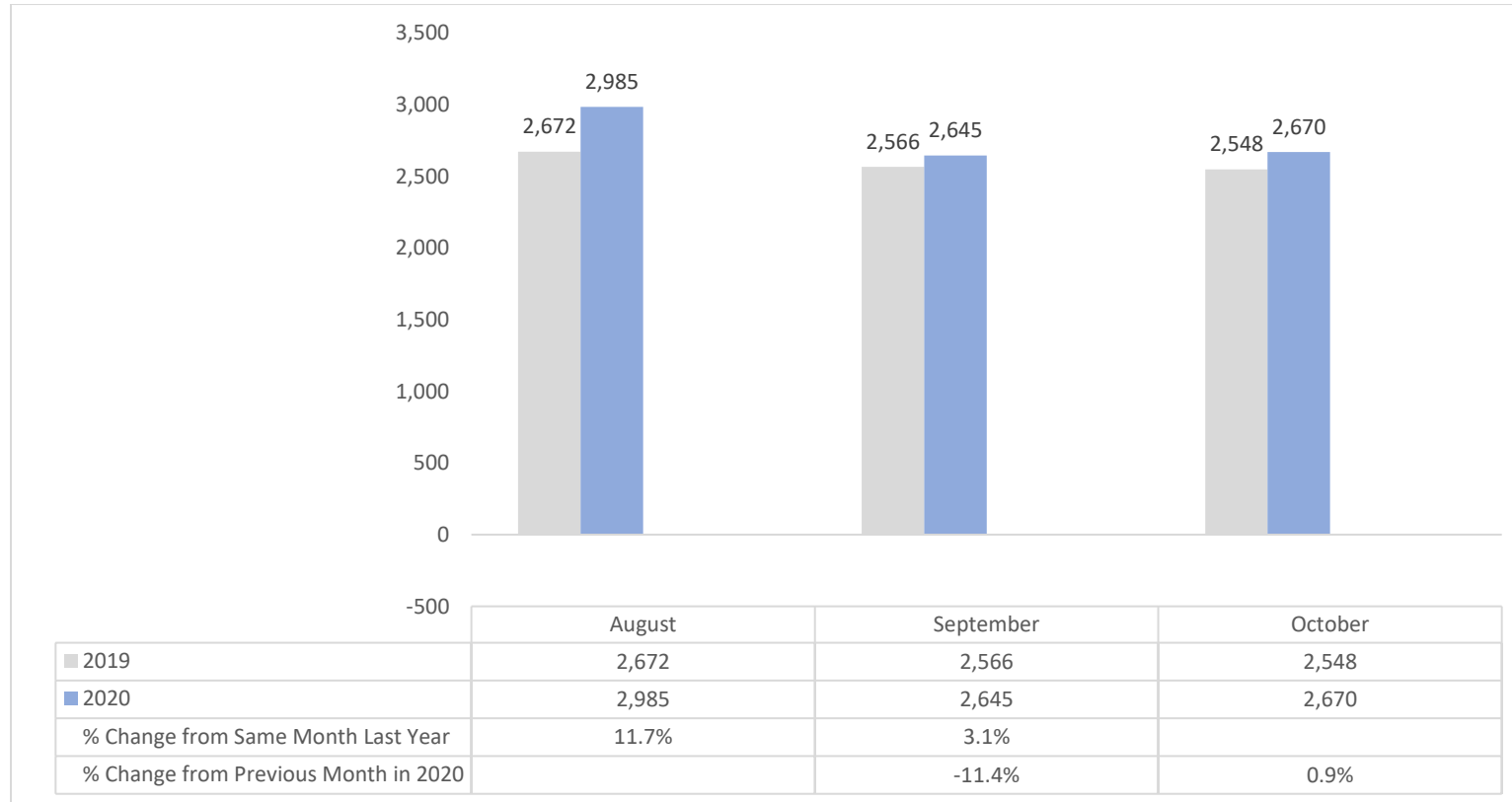
Table 18: District Court Domestic Original Case Filings, Protective Orders\*by Order Type and Hearings Held/Concluded August - October 2019 and 2020

District Court Domestic Violence Protective Orders, Hearings and Case Filings by Month and Year	August			September				October			
	2019	2020	Percent Change from Last Year: August 2019 & 2020	2019	2020	Percent Change from Previous Month: August & September 2020	Percent Change from Last Year: September 2019 & 2020	2019	2020	Percent Change from Previous Month: September & October 2020	Percent Change from Last Year: October 2019 & 2020
Domestic Violence Cases Filed	2,672	2,985	11.7%	2,566	2,645	-11.4%	3.1%	2,548	2,670	0.9%	4.8%
Domestic Violence Protective Orders	5,716	5,567	-2.6%	5,544	5,465	-1.8%	-1.4%	5,694	5,434	-0.6%	-4.6%
Interim	1,272	1,370	7.7%	1,222	1,301	-5.0%	6.5%	1,129	1,361	4.6%	20.5%
Temporary	3,637	3,390	-6.8%	3,583	3,344	-1.4%	-6.7%	3,764	3,296	-1.4%	-12.4%
Final	807	807	0.0%	739	820	1.6%	11.0%	801	777	-5.2%	-3.0%
Domestic Violence Protective Order Hearings	7,369	7,826	6.2%	7,224	7,376	-5.8%	2.1%	7,385	7,163	-2.9%	-3.0%

Source: Maryland District Court Headquarters Monthly Statistics.

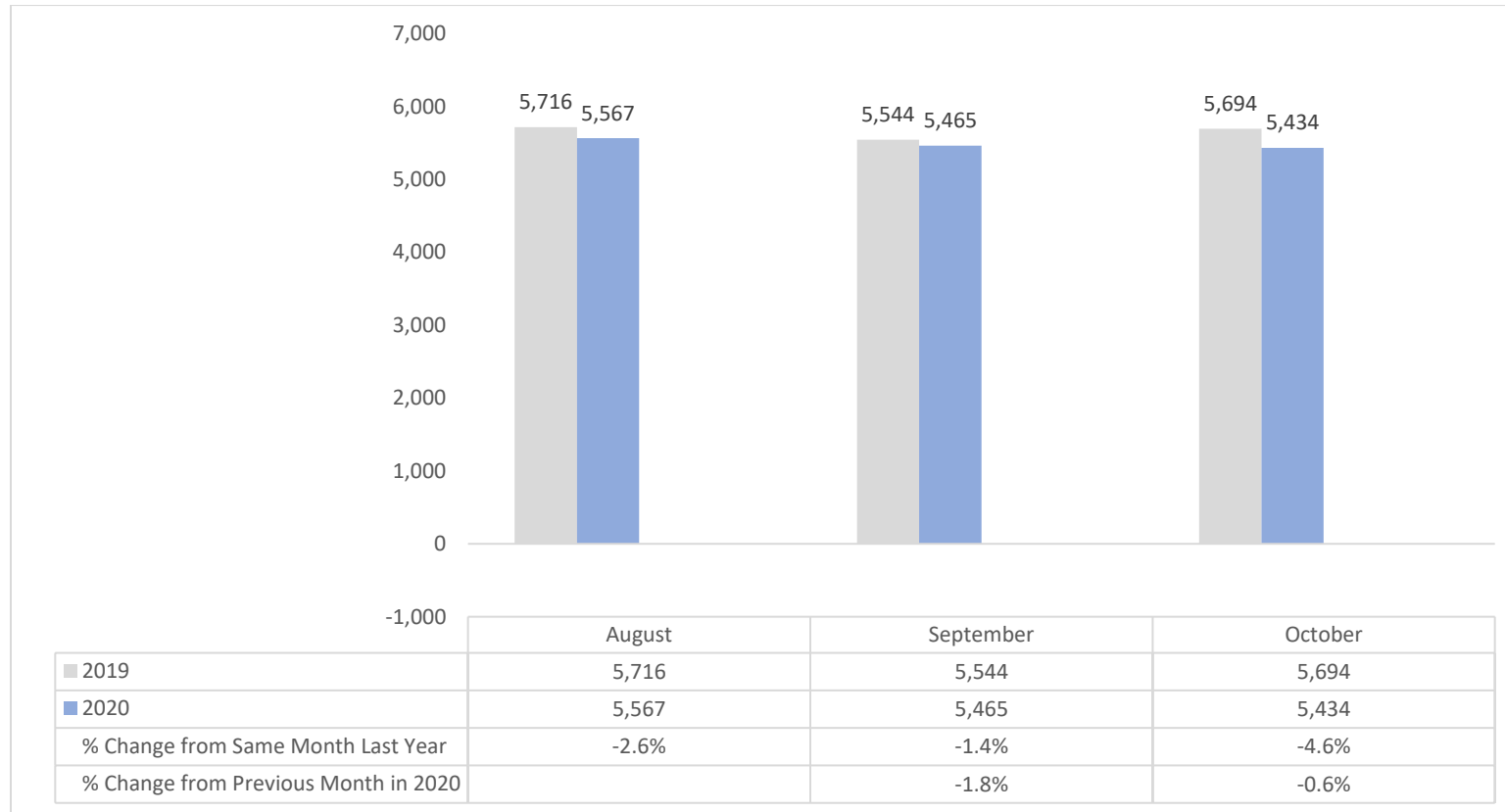
\*During Phase 1, the clerks’ offices were closed resulting in all protective, peace and ERPOs being handled as interim hearings by commissioners. Interim orders remained in place until acted upon by the court or when the clerk’s offices reopened on July 20, 2020. Prior to the pandemic, commissioners only heard interims when clerks’ offices were not open.

Figure 25: Monthly Total District Court Domestic Violence Original Case Filings 2019 and 2020



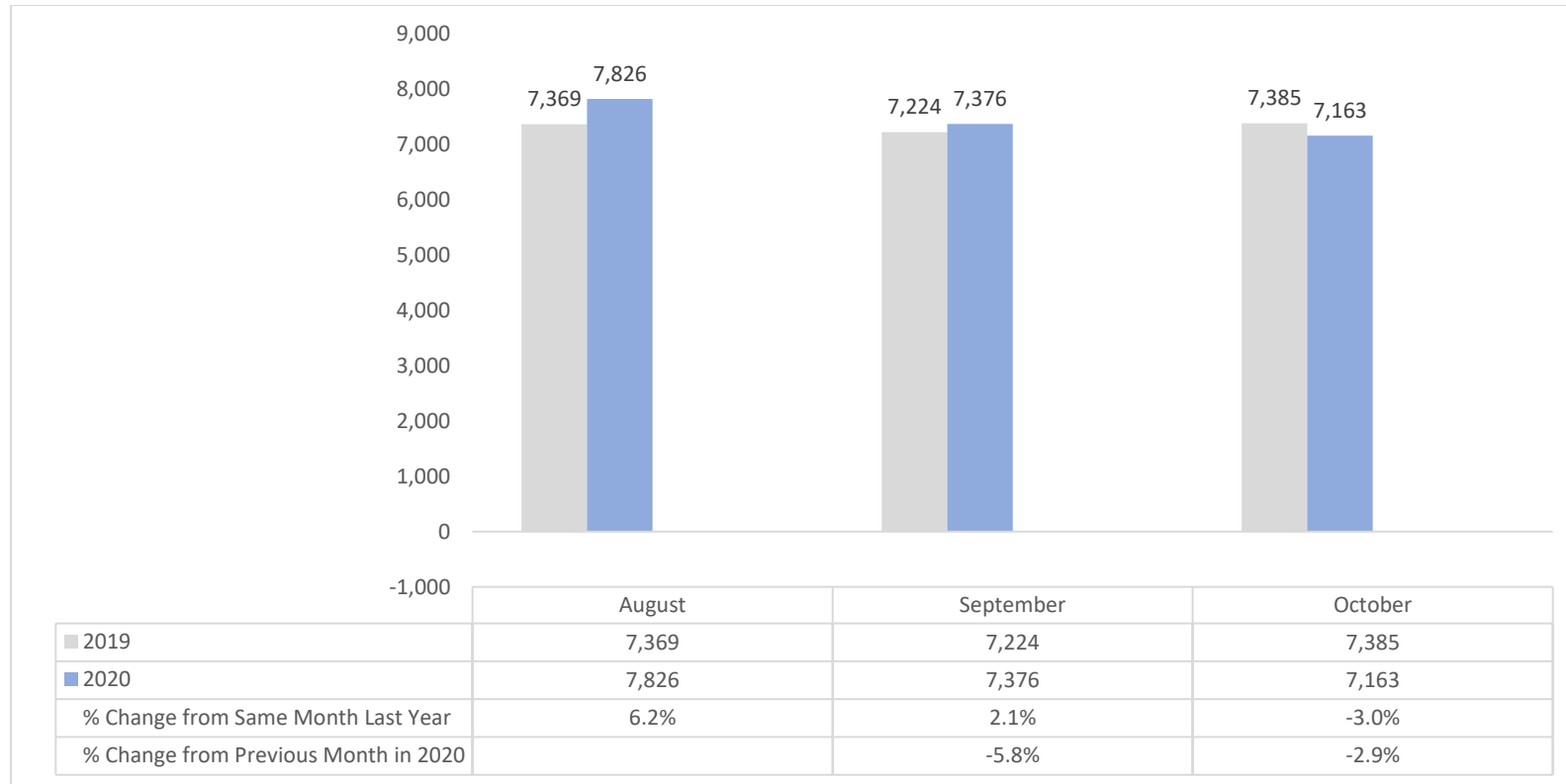
There were 8,300 domestic violence cases filed from August 2020 to October 2020. Domestic violence cases filed increased 11.7% in August 2020 (2,985 domestic violence cases filed) compared to August 2019 (2,672 domestic violence cases filed). In September 2020, there were 2,645 domestic violence cases filed, an increase of 3.1% from September 2019 and a decrease of 11.4% from August 2020. In October 2020, there were 2,670 domestic violence cases filed, an increase of 4.8% from October 2019 and an increase of 0.9% from September 2020.

Figure 26: Monthly Total District Court Domestic Violence Protective Orders, 2019 and 2020



There were 16,466 domestic violence protective orders from August 2020 to October 2020. Domestic violence protective orders declined 2.6% in August 2020 (5,567 domestic violence protective orders) compared to August 2019 (5,716 domestic violence protective orders). In September 2020, there were 5,465 domestic violence protective orders, a decrease of 1.4% from September 2019 and a decrease of 1.8% from August 2020. In October 2020, there were 5,434 domestic violence protective orders, a decrease of 4.6% from October 2019 and a decrease of 0.6% from September 2020.

Figure 27: Monthly District Court Domestic Violence Protective Order Hearings Held/Concluded, 2019 and 2020



There were 22,365 domestic violence protective order hearings from August 2020 to October 2020. Domestic violence protective order hearings increased 6.2% in August 2020 (7,826 domestic violence protective order hearings) compared to August 2019 (7,369 domestic violence protective order hearings). In September 2020, there were 7,376 domestic violence protective order hearings, an increase of 2.1% from September 2019 and a decrease of 5.8% from August 2020. In October 2020, there were 7,163 domestic violence protective order hearings, a decrease of 3.0% from October 2019 and a decrease of 2.9% from September 2020.

### Extreme Risk Protective Orders (ERPO)

Table 19: District Court ERPO\* Original Case Filings, ERPOs by Order Type and Hearings Held/Concluded August - October 2019 and 2020

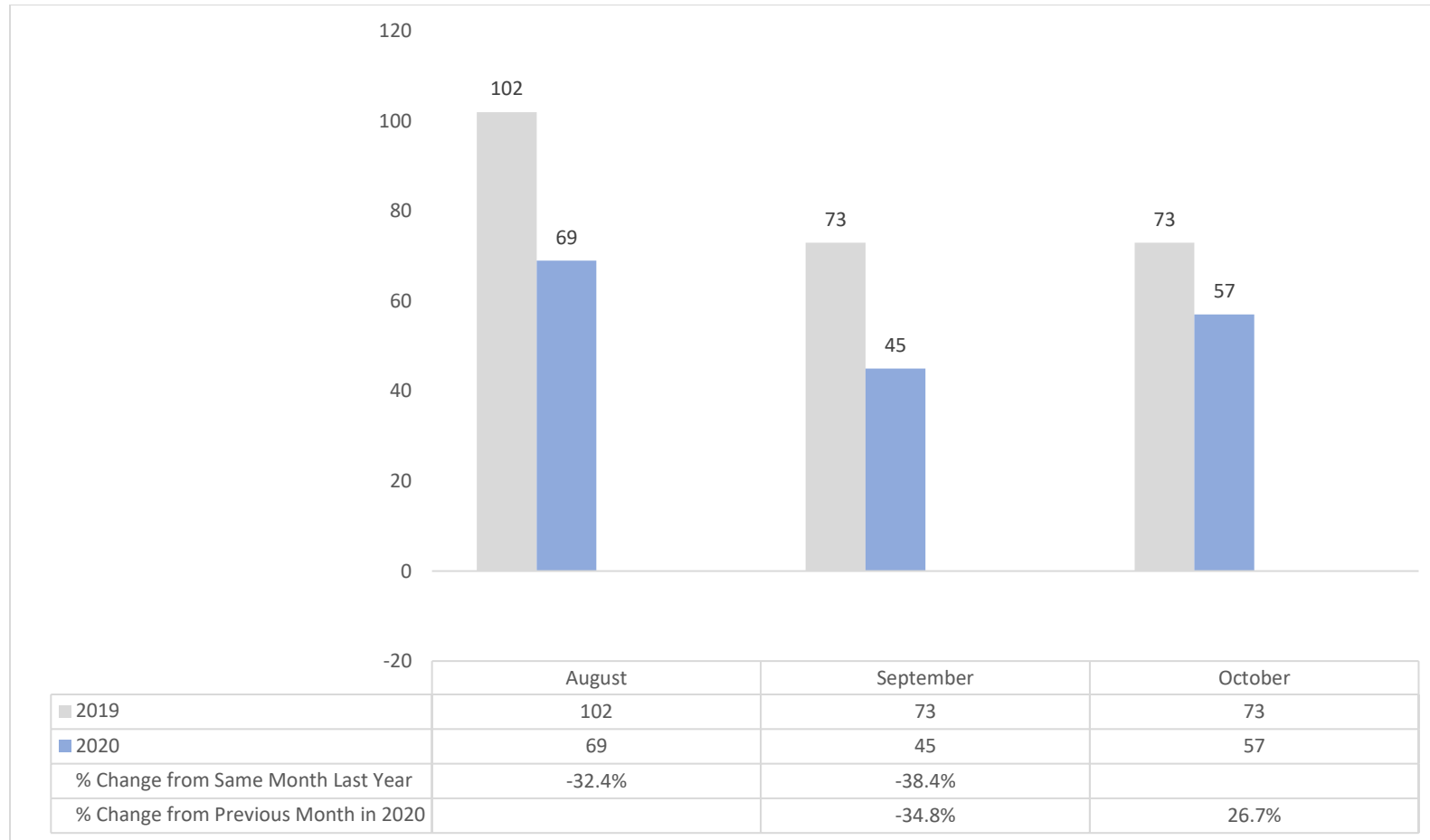
District Court ERPO Case Activity by Month and Year	August			September				October			
	2019	2020	Percent Change from Last Year: August 2019 & 2020	2019	2020	Percent Change from Previous Month: August & September 2020	Percent Change from Last Year: September 2019 & 2020	2019	2020	Percent Change from Previous Month: September & October 2020	Percent Change from Last Year: October 2019 & 2020
ERPO Cases Filed	102	69	-32.4%	73	45	-34.8%	-38.4%	73	57	26.7%	-21.9%
ERPOs	184	181	-1.6%	162	125	-30.9%	-22.8%	167	129	3.2%	-22.8%
Interim	65	51	-21.5%	45	33	-35.3%	-26.7%	51	43	30.3%	-15.7%
Temporary	75	88	17.3%	73	68	-22.7%	-6.8%	73	64	-5.9%	-12.3%
Final	44	42	-4.5%	44	24	-42.9%	-45.5%	43	22	-8.3%	-48.8%
ERPO Hearings	231	212	-8.2%	194	150	-29.2%	-22.7%	191	163	8.7%	-14.7%

Source: Maryland District Court Headquarters Monthly Statistics.

\* During Phase 1, the clerks' offices were closed resulting in all protective, peace and ERPOs being handled as interim hearings by commissioners. Interim orders remained in place until acted upon by the court or when the clerk's offices reopened on July 20, 2020. Prior to the pandemic, commissioners only heard interims when clerks' offices were not open.

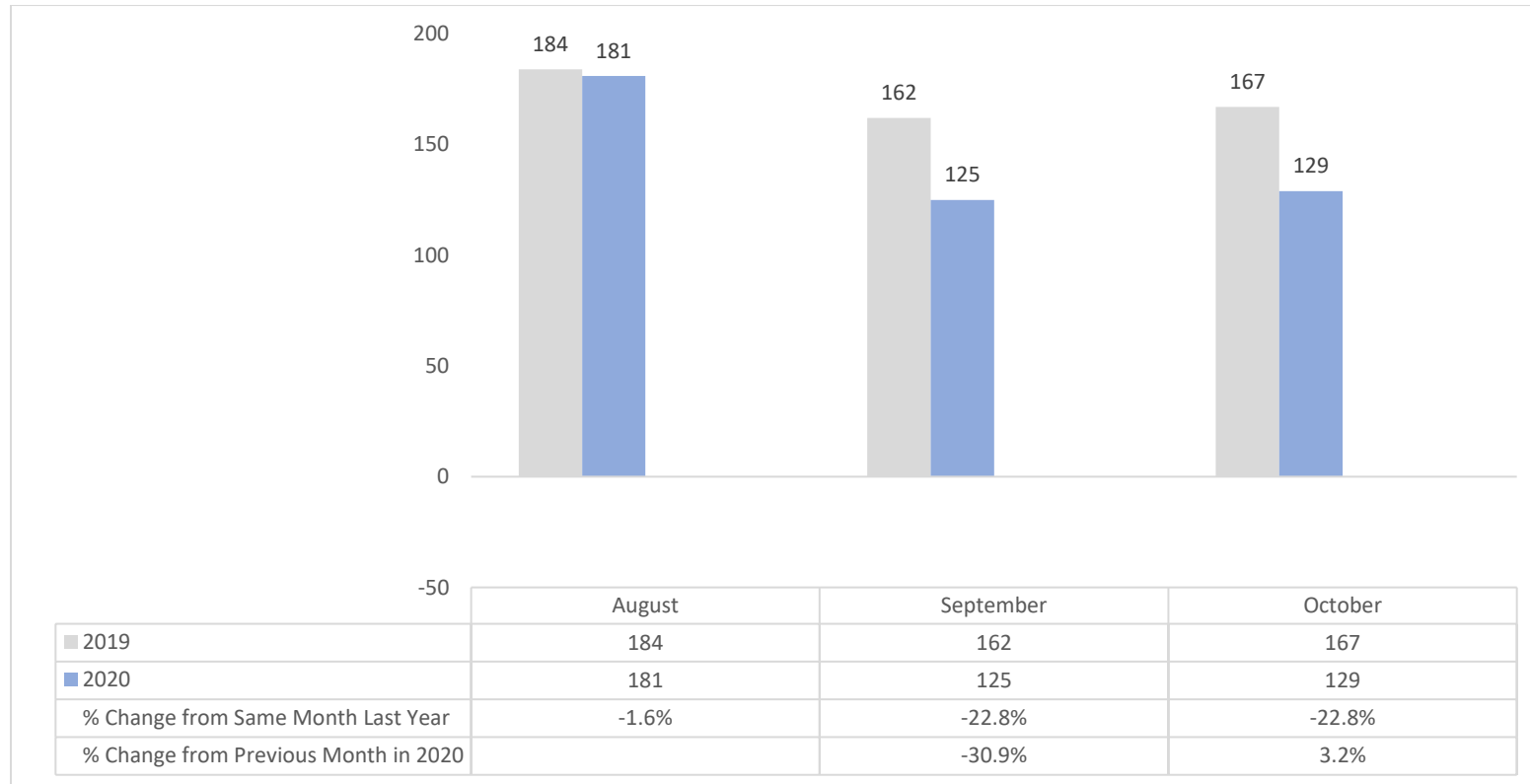


Figure 28: Monthly District Court ERPO Original Case Filings, 2019 and 2020



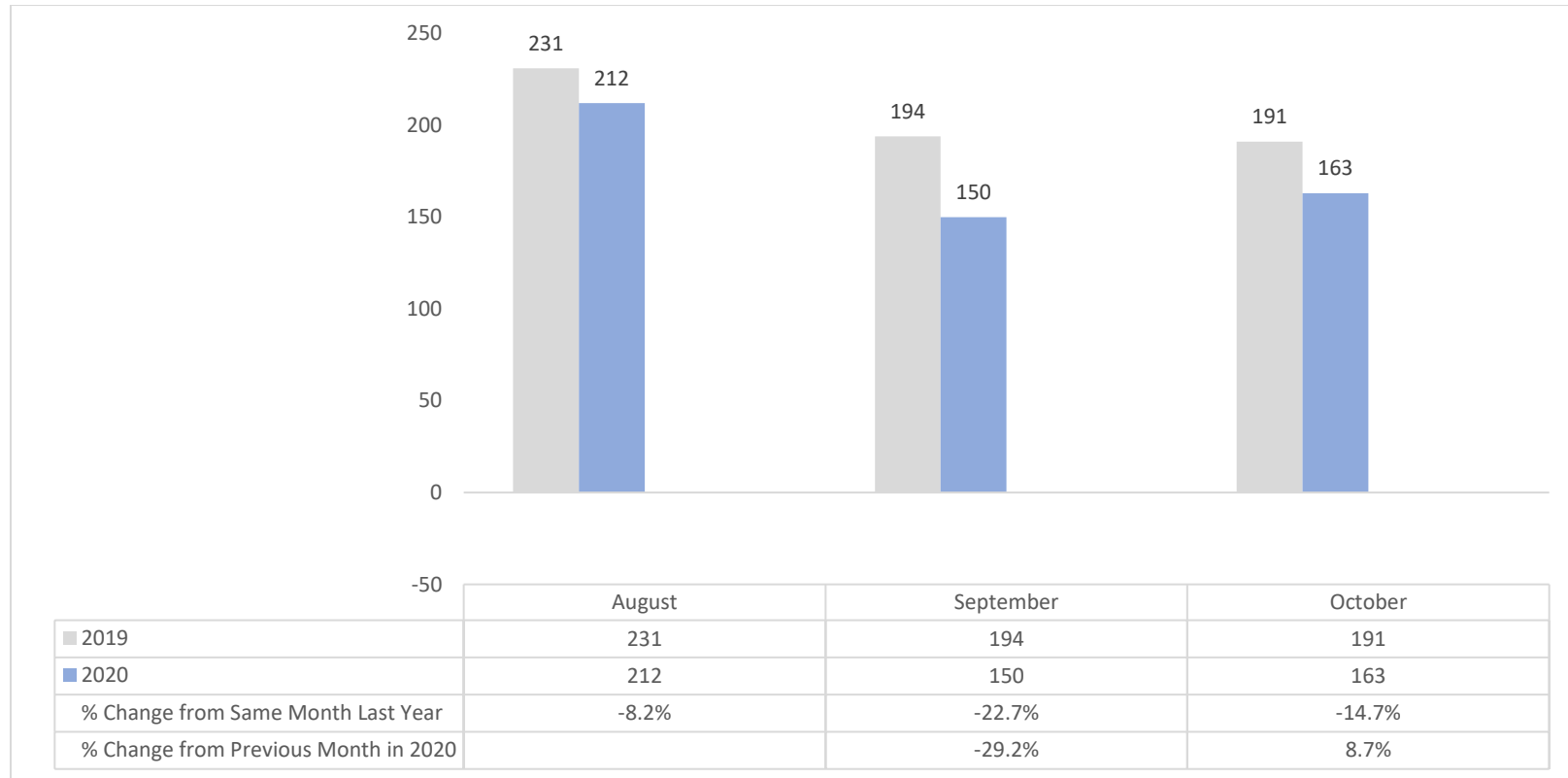
There were 171 ERPO cases filed from August 2020 to October 2020. ERPO cases filed declined 32.4% in August 2020 (69 ERPO cases filed) compared to August 2019 (102 ERPO cases filed). In September 2020, there were 45 ERPO cases filed, a decrease of 38.4% from September 2019 and a decrease of 34.8% from August 2020. In October 2020, there were 57 ERPO cases filed, a decrease of 21.9% from October 2019 and an increase of 26.7% from September 2020.

Figure 29: Monthly Total District Court ERPOs, 2019 and 2020



There were 435 ERPOs from August 2020 to October 2020. ERPOs declined 1.6% in August 2020 (181 ERPOs) compared to August 2019 (184 ERPOs). In September 2020, there were 125 ERPOs, a decrease of 22.8% from September 2019 and a decrease of 30.9% from August 2020. In October 2020, there were 129 ERPOs, a decrease of 22.8% from October 2019 and an increase of 3.2% from September 2020.

Figure 30: Monthly District Court ERPO Hearings Held/Concluded, 2019 and 2020



There were 525 ERPO hearings from August 2020 to October 2020. ERPO hearings declined 8.2% in August 2020 (212 ERPO hearings) compared to August 2019 (231 ERPO hearings). In September 2020, there were 150 ERPO hearings, a decrease of 22.7% from September 2019 and a decrease of 29.2% from August 2020. In October 2020, there were 163 ERPO hearings, a decrease of 14.7% from October 2019 and an increase of 8.7% from September 2020.

**Peace Orders**

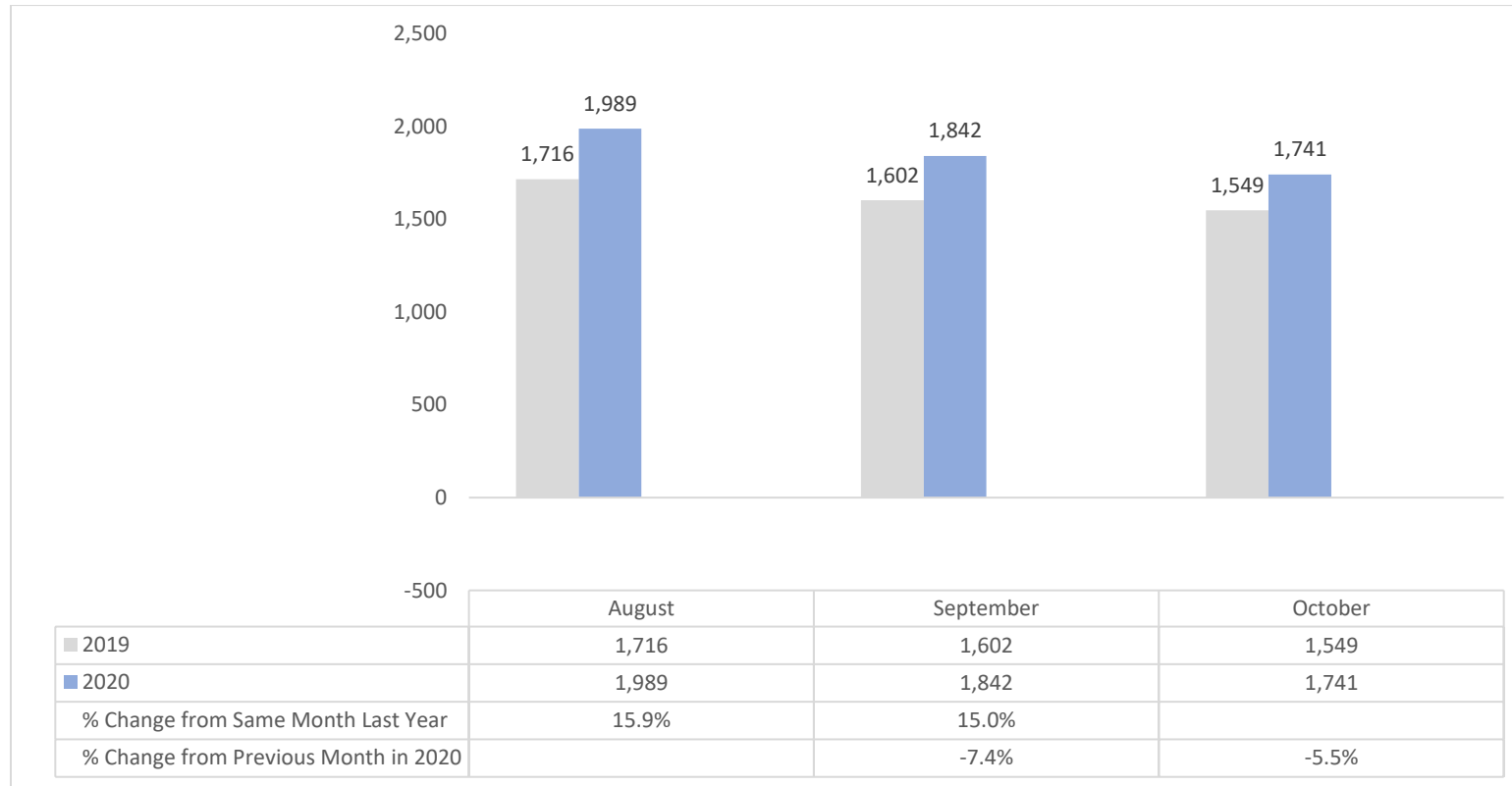
*Table 20: District Court Peace Order\* Original Case Filings, Peace Orders by Order Type and Hearings Held/Concluded August - October 2019 and 2020*

District Court Peace Orders, Cases Filed and Hearings by Month and Year	August			September				October			
	2019	2020	Percent Change from Last Year: August 2019 & 2020	2019	2020	Percent Change from Previous Month: August & September 2020	Percent Change from Last Year: September 2019 & 2020	2019	2020	Percent Change from Previous Month: September & October 2020	Percent Change from Last Year: October 2019 & 2020
Peace Order Cases Filed	1,716	1,989	15.9%	1,602	1,842	-7.4%	15.0%	1,549	1,741	-5.5%	12.4%
Peace Orders	2,749	3,329	21.1%	2,613	3,044	-8.6%	16.5%	2,480	2,884	-5.3%	16.3%
Interim	617	807	30.8%	565	715	-11.4%	26.5%	532	732	2.4%	37.6%
Temporary	1,599	1,851	15.8%	1,553	1,695	-8.4%	9.1%	1,460	1,603	-5.4%	9.8%
Final	533	671	25.9%	495	634	-5.5%	28.1%	488	549	-13.4%	12.5%
Peace Order Hearings	3,925	4,778	21.7%	3,713	4,380	-8.3%	18.0%	3,572	4,212	-3.8%	17.9%

Source: Maryland District Court Headquarters Monthly Statistics.

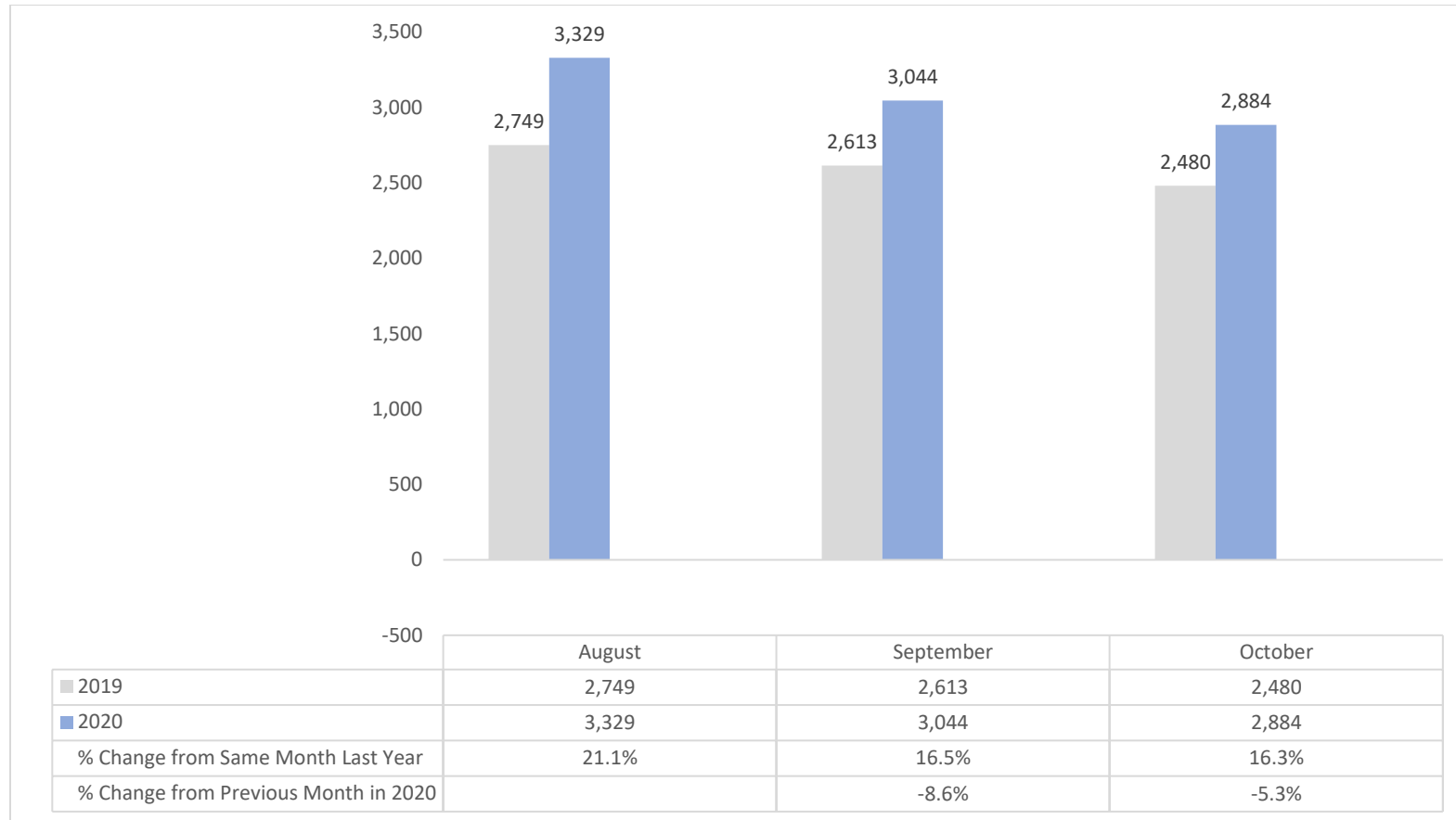
\* During Phase 1, the clerks' offices were closed resulting in all protective, peace and ERPOs being handled as interim hearings by commissioners. Interim orders remained in place until acted upon by the court or when the clerk's offices reopened on July 20, 2020. Prior to the pandemic, commissioners only heard interims when clerks' offices were not open.

Figure 31: Monthly District Court Peace Order Original Case Filings, 2019 and 2020



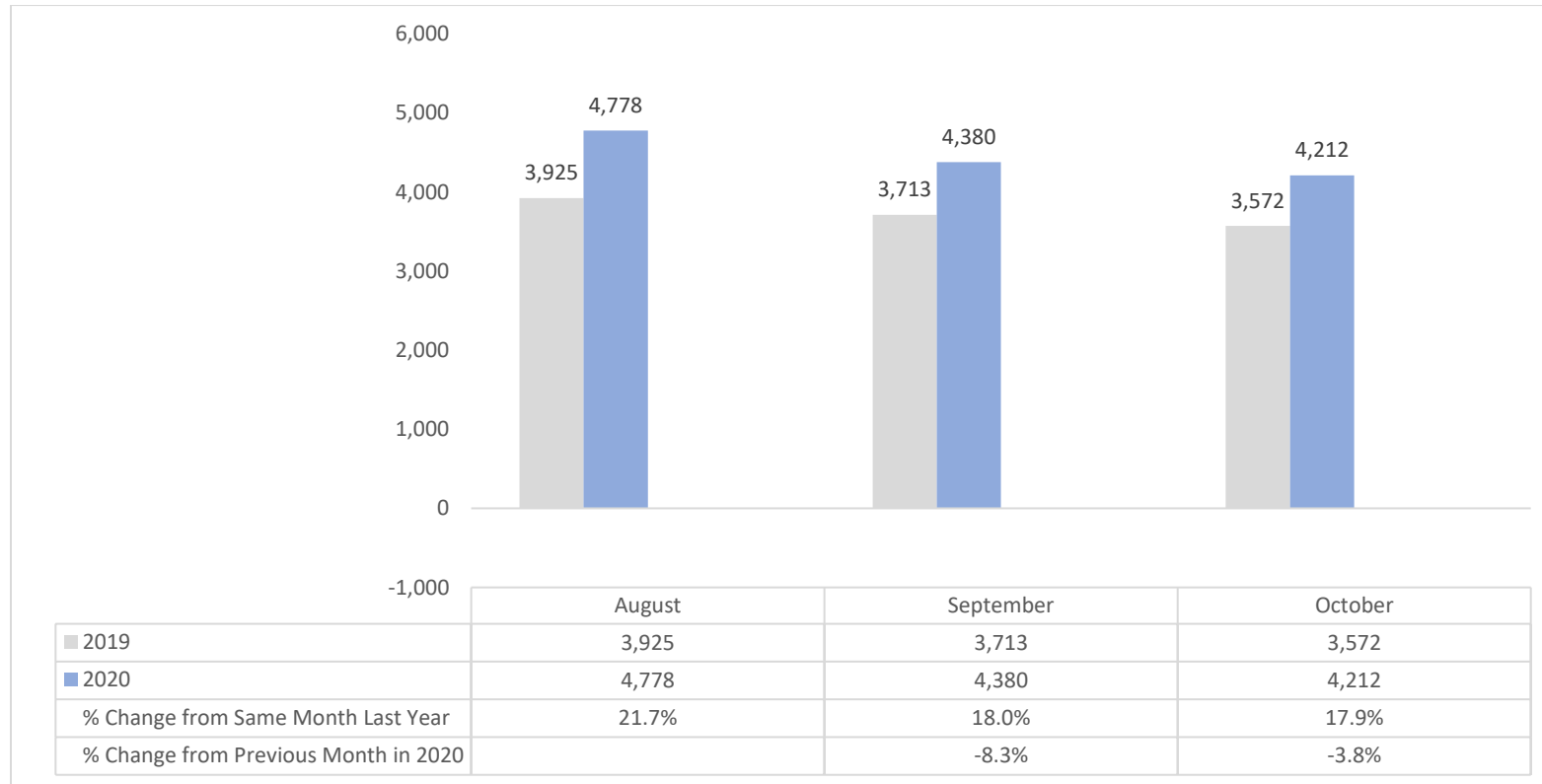
There were 5,572 peace order cases filed from August 2020 to October 2020. Peace order cases filed increased 15.9% in August 2020 (1,989 peace order cases filed) compared to August 2019 (1,716 peace order cases filed). In September 2020, there were 1,842 peace order cases filed, an increase of 15.0% from September 2019 and a decrease of 7.4% from August 2020. In October 2020, there were 1,741 peace order cases filed, an increase of 12.4% from October 2019 and a decrease of 5.5% from September 2020.

Figure 32: Monthly Total District Court Peace Orders, 2019 and 2020



There were 9,257 peace orders from August 2020 to October 2020. Peace orders increased 21.1% in August 2020 (3,329 peace orders) compared to August 2019 (2,749 peace orders). In September 2020, there were 3,044 peace orders, an increase of 16.5% from September 2019 and a decrease of 8.6% from August 2020. In October 2020, there were 2,884 peace orders, an increase of 16.3% from October 2019 and a decrease of 5.3% from September 2020.

Figure 33: Monthly District Court Peace Order Hearings Held/Concluded, 2019 and 2020



There were 13,370 peace order hearings from August 2020 to October 2020. Peace order hearings increased 21.7% in August 2020 (4,778 peace order hearings) compared to August 2019 (3,925 peace order hearings). In September 2020, there were 4,380 peace order hearings, an increase of 18.0% from September 2019 and a decrease of 8.3% from August 2020. In October 2020, there were 4,212 peace order hearings, an increase of 17.9% from October 2019 and a decrease of 3.8% from September 2020.

**District Court – Civil Case Activity**

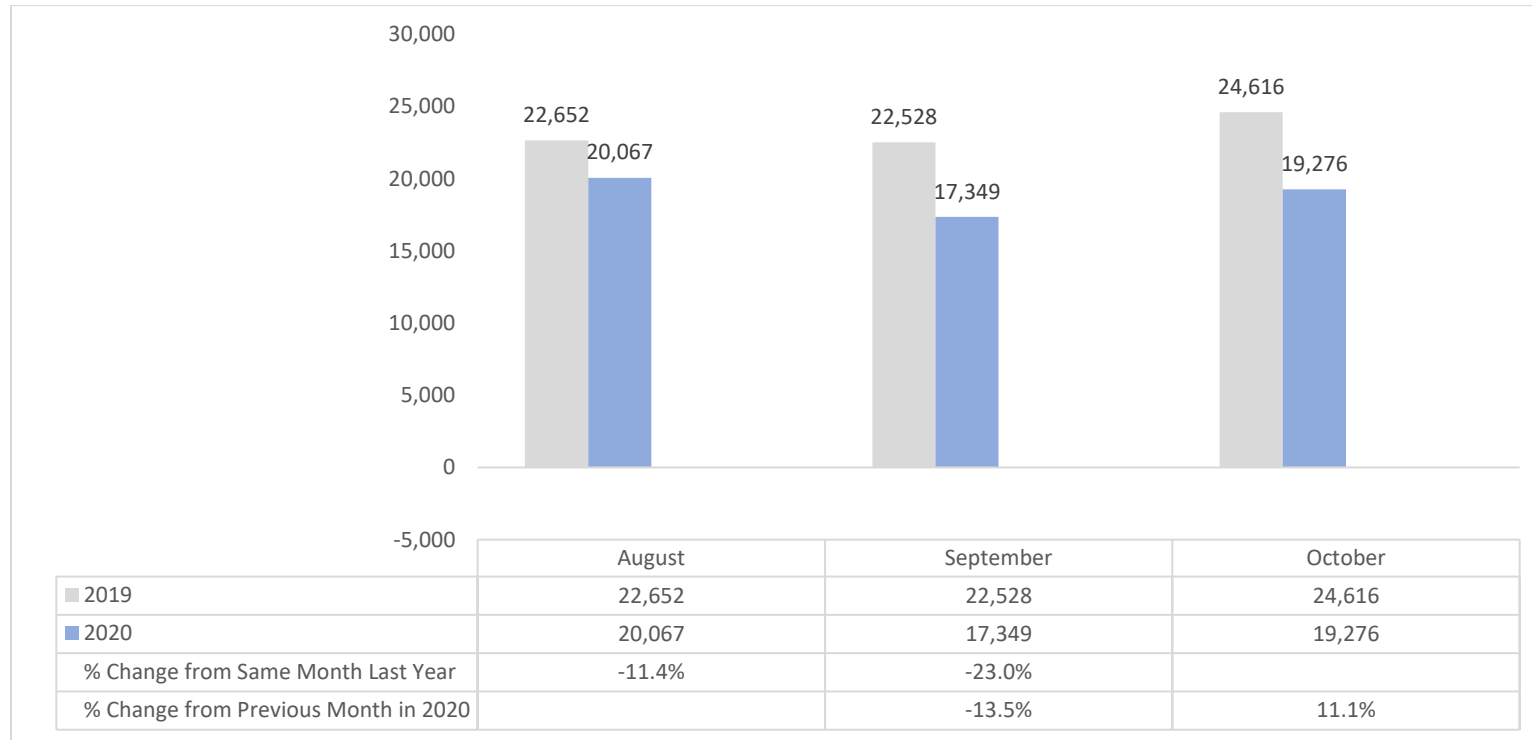
*Table 21: District Court Original Civil Case Filings and Hearings Held/Concluded August – October 2019 and 2020*

District Court Civil Case Activity	August			September				October			
	2019	2020	Percent Change from Last Year: August 2019 & 2020	2019	2020	Percent Change from Previous Month: August & September 2020	Percent Change from Last Year: September 2019 & 2020	2019	2020	Percent Change from Previous Month: September & October 2020	Percent Change from Last Year: October 2019 & 2020
Total Original Civil Filings	22,652	20,067	-11.4%	22,528	17,349	-13.5%	-23.0%	24,616	19,276	11.1%	-21.7%
Total Civil Hearings	18,084	14,176	-21.6%	17,275	13,343	-5.9%	-22.8%	17,396	13,886	4.1%	-20.2%
Highlight - Emergency Evaluations Filed	295	434	47.1%	322	396	-8.8%	23.0%	302	388	-2.0%	28.5%
Highlight - Emergency Evaluations Granted	245	362	47.8%	274	323	-10.8%	17.9%	247	323	0.0%	30.8%

Note: Civil filings and hearings include civil cases and citations, domestic violence, peace order, ERPO, aids of execution, municipal infractions, emergency evaluations, forfeiture of contraband and injunctions filed.

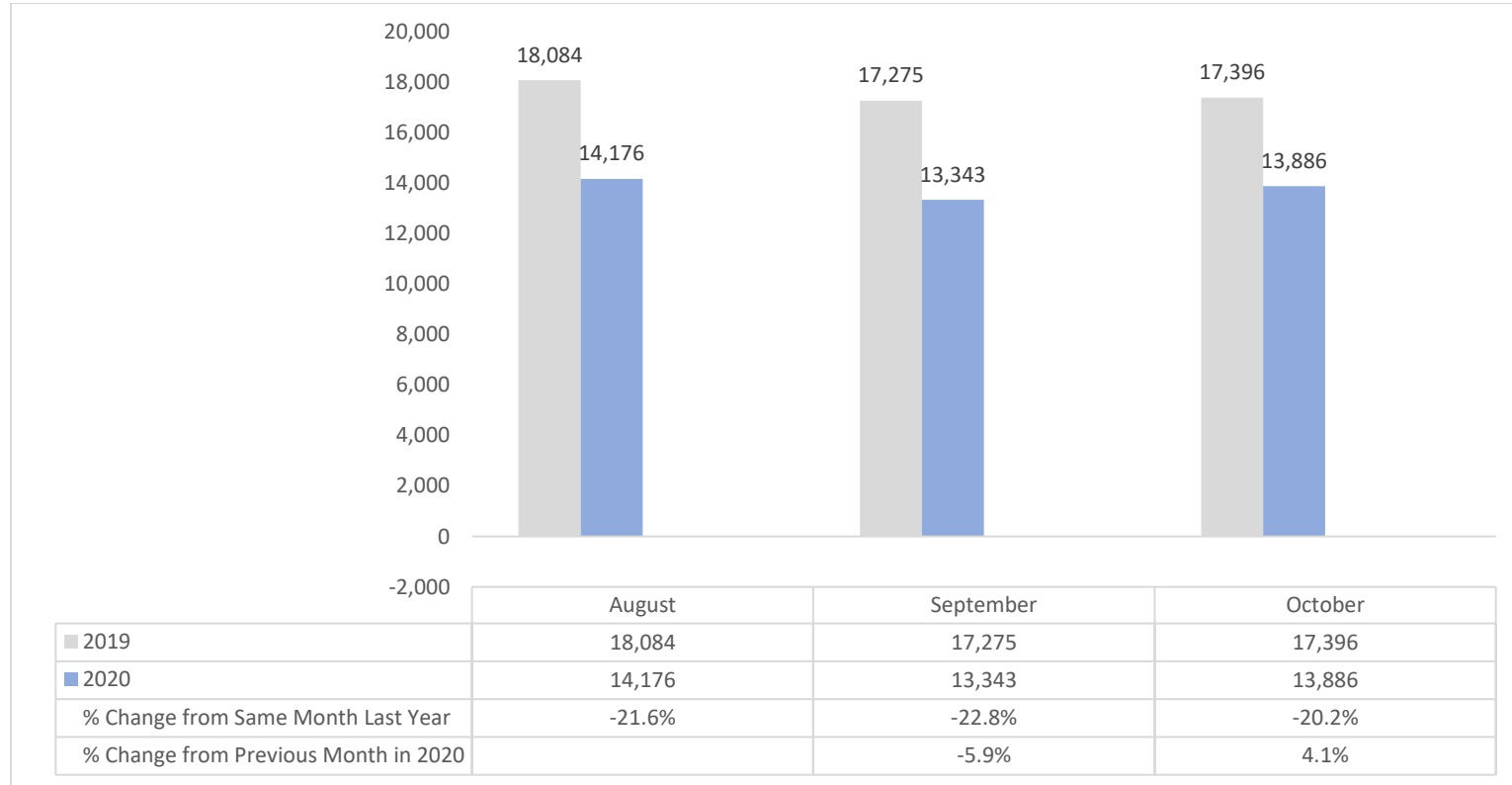


Figure 34: District Court Civil Case Filings, 2019 and 2020



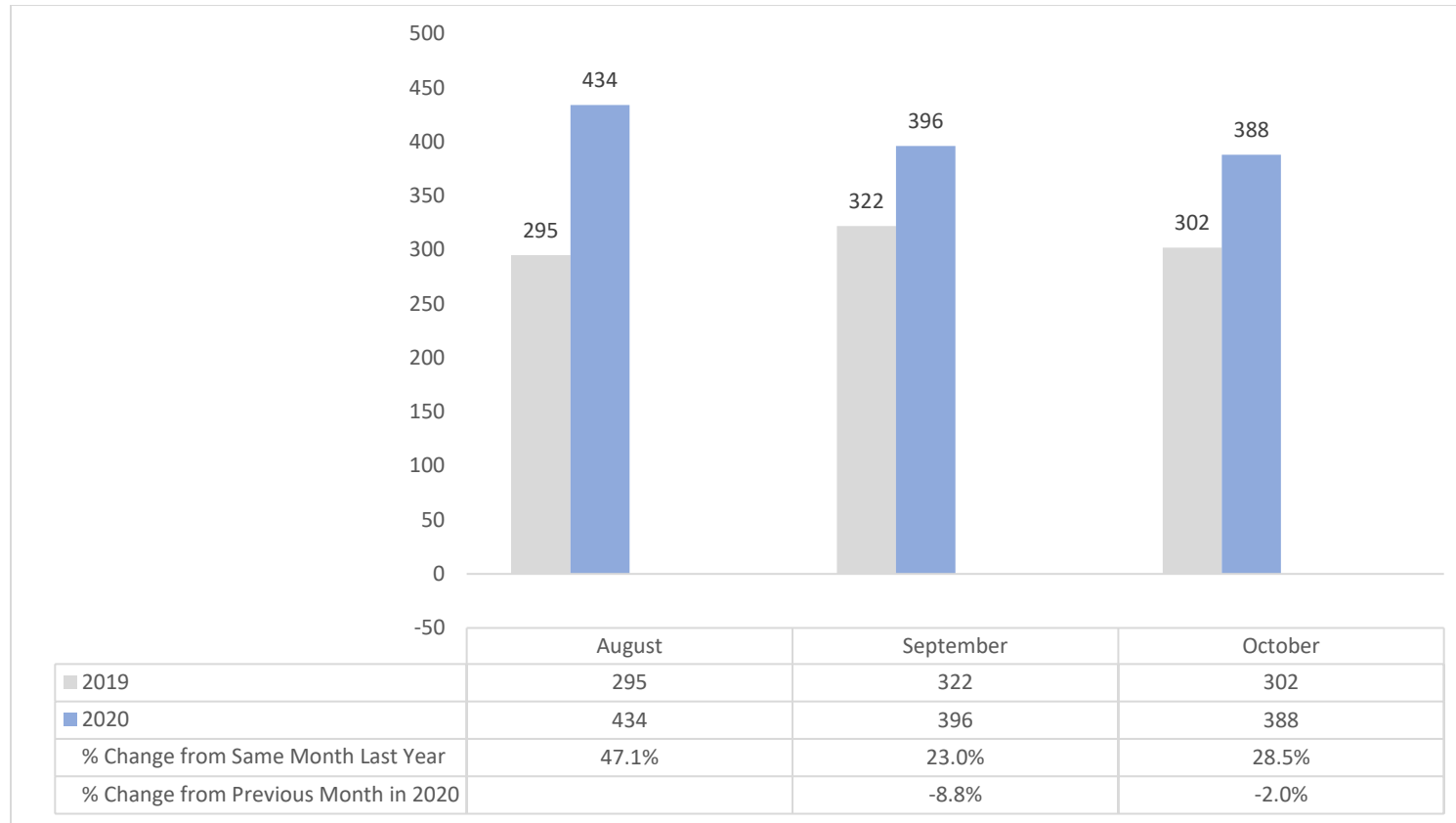
There were 56,692 civil case filings from August 2020 to October 2020. Civil case filings declined 11.4% in August 2020 (20,067 civil case filings) compared to August 2019 (22,652 civil case filings). In September 2020, there were 17,349 civil case filings, a decrease of 23.0% from September 2019 and a decrease of 13.5% from August 2020. In October 2020, there were 19,276 civil case filings, a decrease of 21.7% from October 2019 and an increase of 11.1% from September 2020.

Figure 35: District Court Civil Hearings Held/Concluded 2019 and 2020



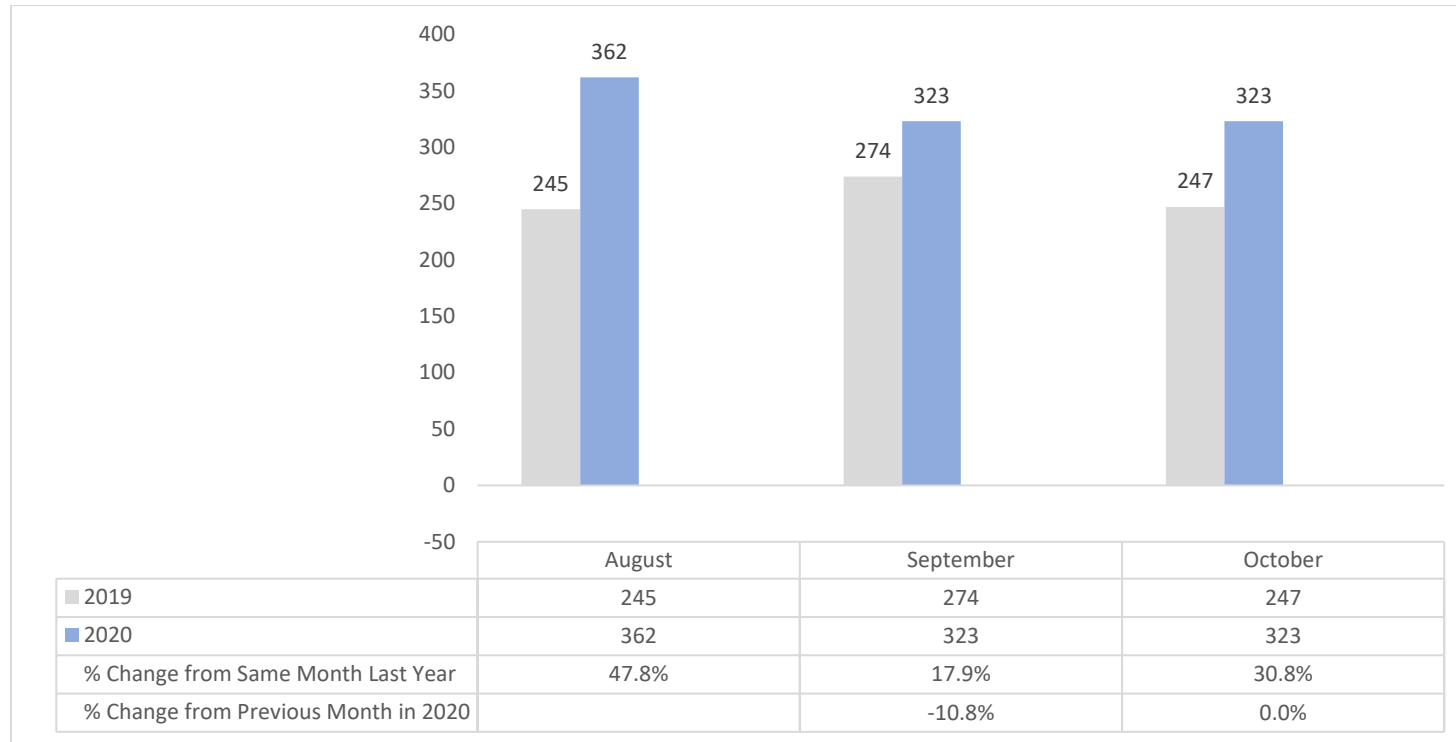
There were 41,405 civil hearings held/concluded from August 2020 to October 2020. Civil hearings held/concluded declined 21.6% in August 2020 (14,176 civil hearings held/concluded) compared to August 2019 (18,084 civil hearings held/concluded). In September 2020, there were 13,343 civil hearings held/concluded, a decrease of 22.8% from September 2019 and a decrease of 5.9% from August 2020. In October 2020, there were 13,886 civil hearings held/concluded, a decrease of 20.2% from October 2019 and an increase of 4.1% from September 2020.

Figure 36: District Court Emergency Evaluations Filed, 2019 and 2020



There were 1,218 emergency evaluations filed from August 2020 to October 2020. Emergency evaluations filed increased 47.1% in August 2020 (434 emergency evaluations filed) compared to August 2019 (295 emergency evaluations filed). In September 2020, there were 396 emergency evaluations filed, an increase of 23.0% from September 2019 and a decrease of 8.8% from August 2020. In October 2020, there were 388 emergency evaluations filed, an increase of 28.5% from October 2019 and a decrease of 2.0% from September 2020.

Figure 37: District Court Emergency Evaluations Granted 2019 and 2020



There were 1,008 emergency evaluations granted from August 2020 to October 2020. Emergency evaluations granted increased 47.8% in August 2020 (362 emergency evaluations granted) compared to August 2019 (245 emergency evaluations granted). In September 2020, there were 323 emergency evaluations granted, an increase of 17.9% from September 2019 and a decrease of 10.8% from August 2020. In October 2020, there were 323 emergency evaluations granted, an increase of 30.8% from October 2019 and an increase of 0.0% from September 2020.

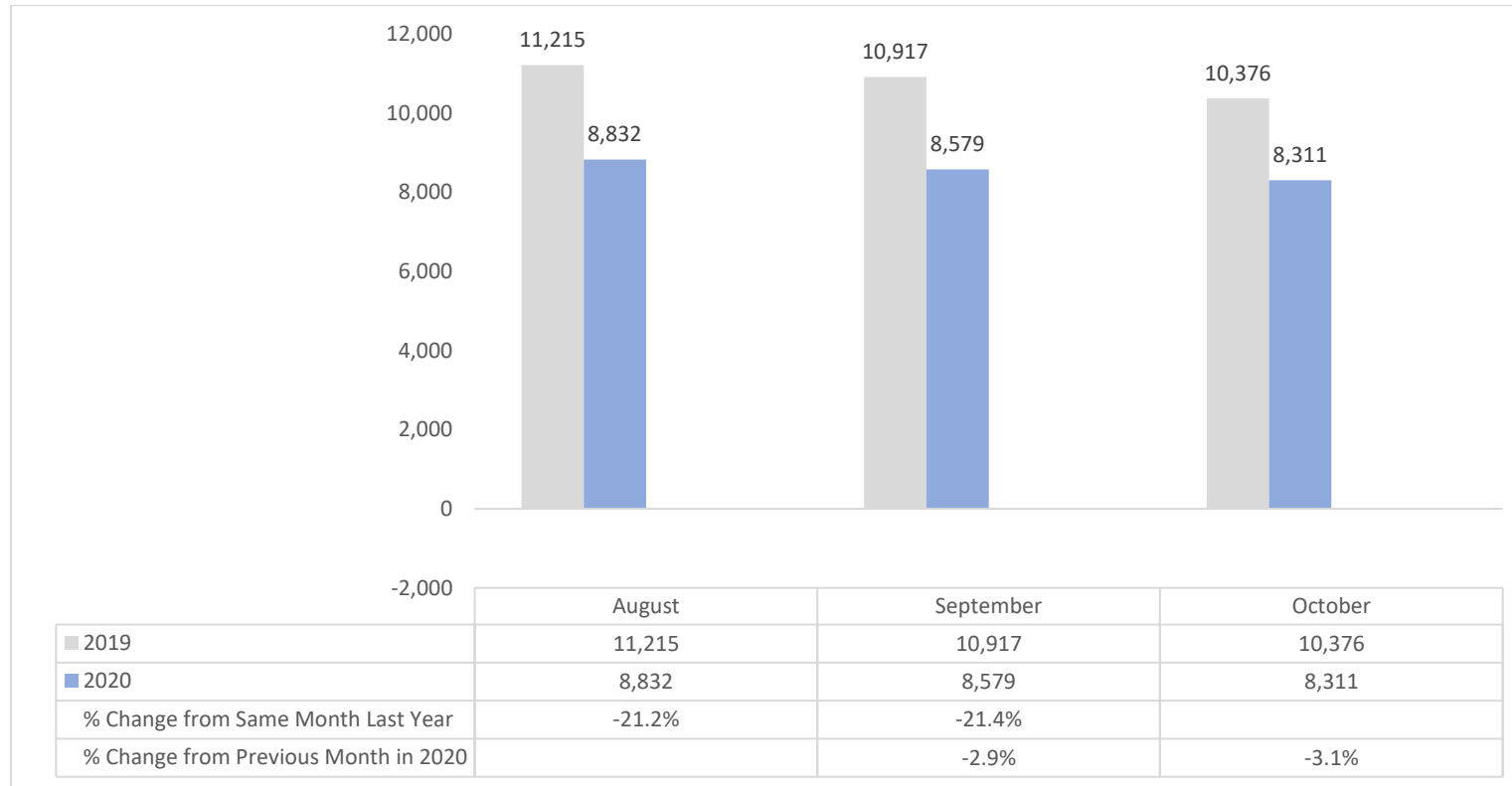
## District Court Criminal Case Activity

Table 22: District Court Original Criminal Case Filings, Hearings Held/Concluded, Pleas and Dispositions August – October 2019 and 2020

District Court Criminal Case Activity	August			September				October			
	2019	2020	Percent Change from Last Year: August 2019 & 2020	2019	2020	Percent Change from Previous Month: August & September 2020	Percent Change from Last Year: September 2019 & 2020	2019	2020	Percent Change from Previous Month: September & October 2020	Percent Change from Last Year: October 2019 & 2020
Total Original Criminal Filings	11,215	8,832	-21.2%	10,917	8,579	-2.9%	-21.4%	10,376	8,311	-3.1%	-19.9%
Criminal Pleas	19,711	11,227	-43.0%	18,454	14,198	26.5%	-23.1%	19,093	17,150	20.8%	-10.2%
Total Criminal Hearings	22,346	15,723	-29.6%	21,685	16,053	2.1%	-26.0%	22,407	19,183	19.5%	-14.4%
Highlight - Bail Review Hearings	3,892	3,525	-9.4%	4,066	3,510	-0.4%	-13.7%	4,122	3,716	5.9%	-9.8%
All Other Criminal Hearings	18,454	12,198	-33.9%	17,619	12,543	2.8%	-28.8%	18,285	15,467	23.3%	-15.4%
Total Dispositions	14,752	8,681	-41.2%	14,026	10,142	16.8%	-27.7%	14,134	12,801	26.2%	-9.4%
Trial Dispositions	3,832	1,844	-51.9%	3,660	2,615	41.8%	-28.6%	3,600	2,929	12.0%	-18.6%
Non-Trial Dispositions	10,920	6,837	-37.4%	10,366	7,527	10.1%	-27.4%	10,534	9,872	31.2%	-6.3%

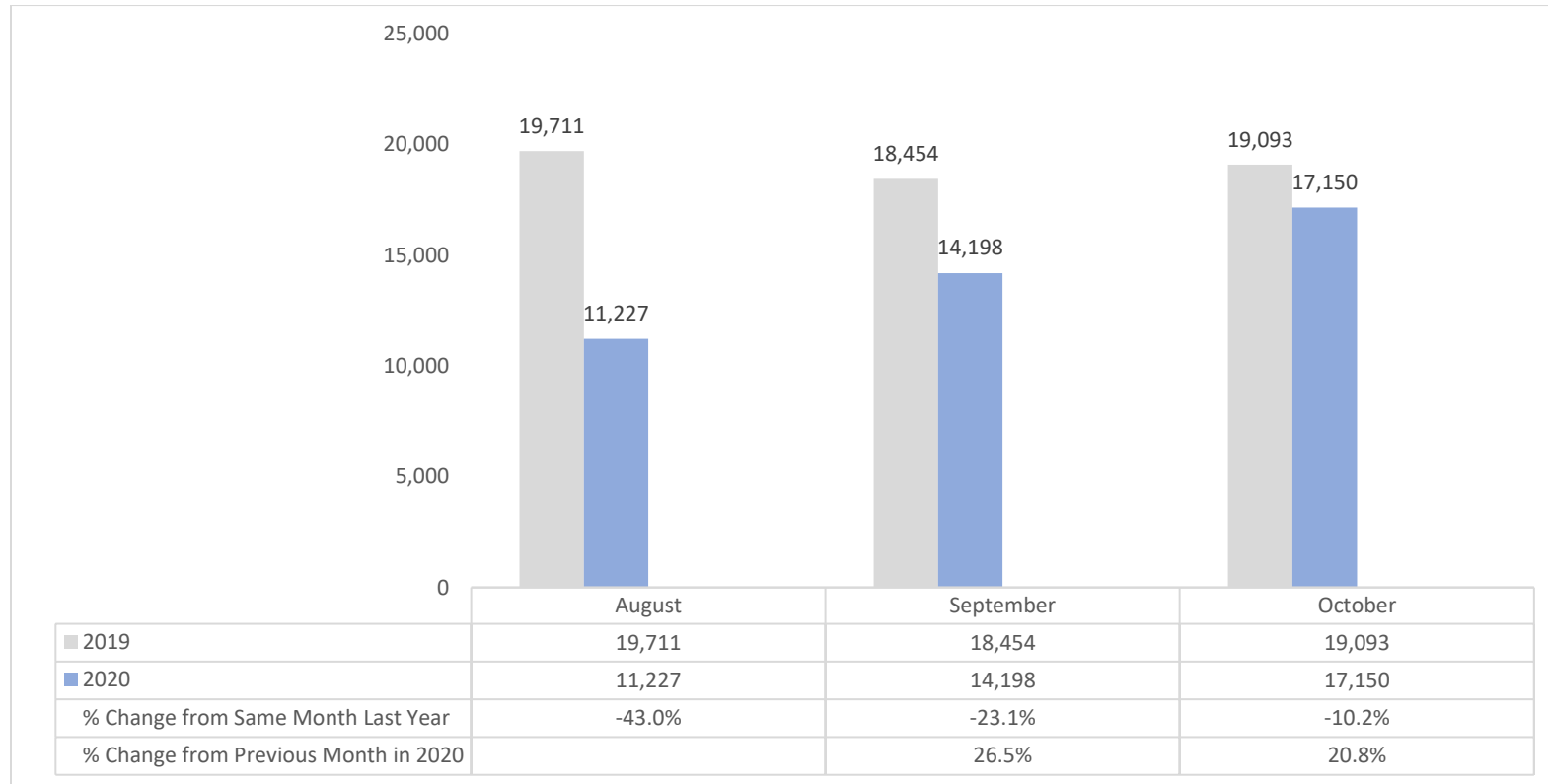
Note: Total criminal case filings, please and hearings include fugitive warrants. Criminal filings, pleas and hearings do not include those associated with motor vehicle violation.

Figure 38: District Court Criminal Case Filed, 2019 and 2020



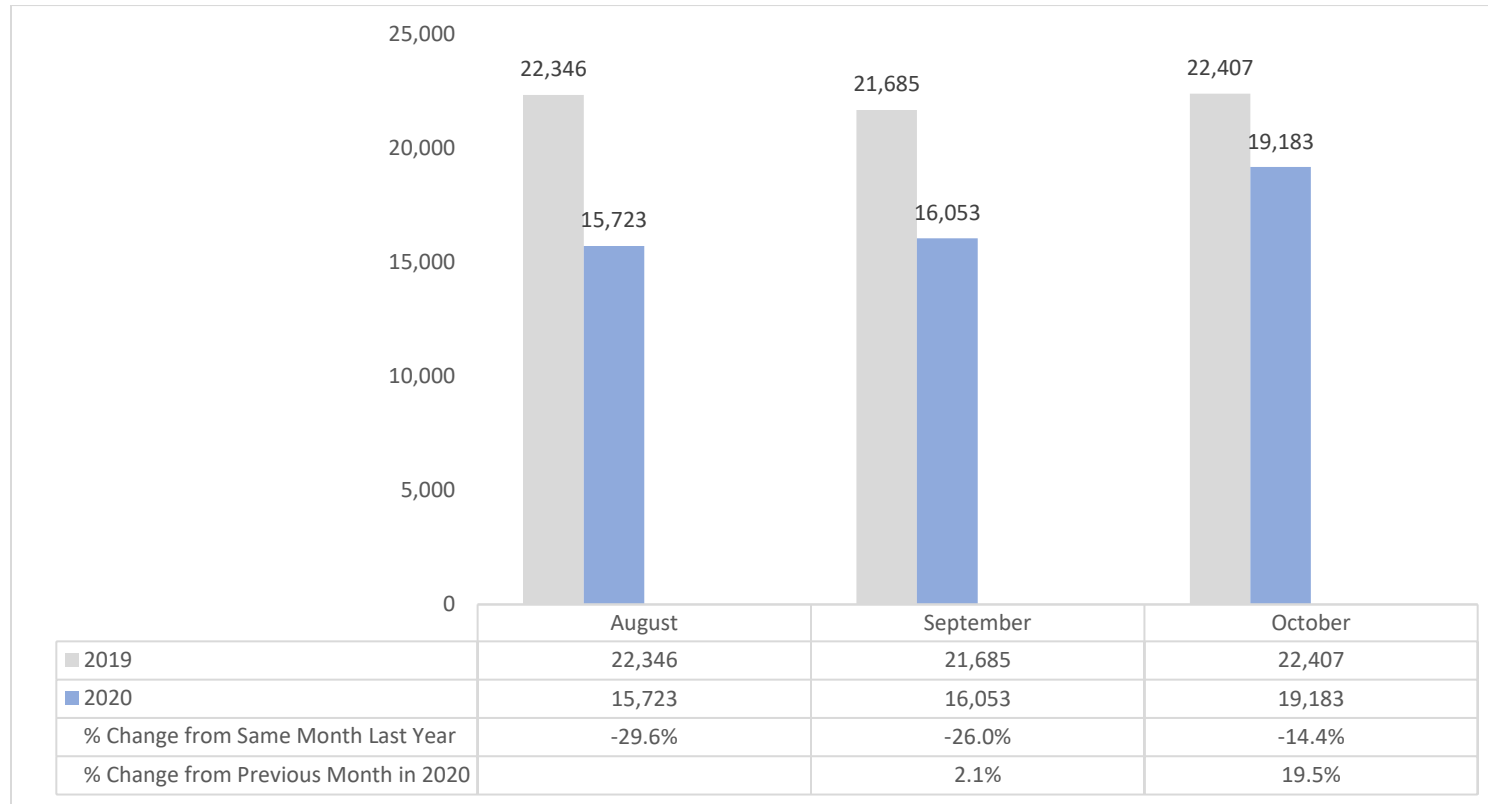
There were 25,722 total original criminal filings from August 2020 to October 2020. Total original criminal filings declined 21.2% in August 2020 (8,832 total original criminal filings) compared to August 2019 (11,215 total original criminal filings). In September 2020, there were 8,579 total original criminal filings, a decrease of 21.4% from September 2019 and a decrease of 2.9% from August 2020. In October 2020, there were 8,311 total original criminal filings, a decrease of 19.9% from October 2019 and a decrease of 3.1% from September 2020.

Figure 39: District Court Criminal Pleas, 2019 and 2020



There were 42,575 criminal pleas from August 2020 to October 2020. Criminal pleas declined 43.0% in August 2020 (11,227 criminal pleas) compared to August 2019 (19,711 criminal pleas). In September 2020, there were 14,198 criminal pleas, a decrease of 23.1% from September 2019 and an increase of 26.5% from August 2020. In October 2020, there were 17,150 criminal pleas, a decrease of 10.2% from October 2019 and an increase of 20.8% from September 2020.

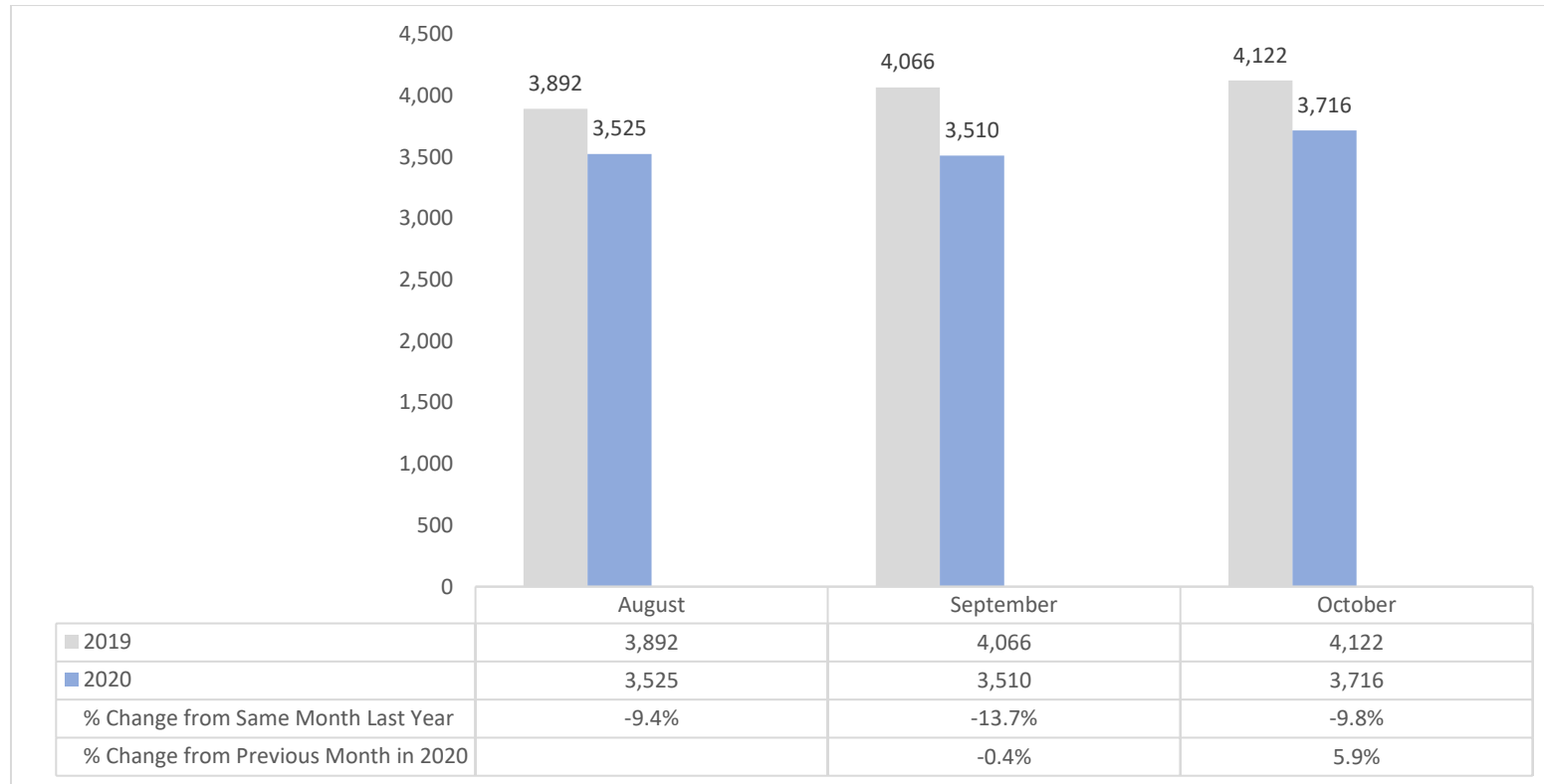
Figure 40: District Court Criminal Hearings Held/Concluded 2019 and 2020



There were 50,959 criminal hearings from August 2020 to October 2020. Criminal hearings declined 29.6% in August 2020 (15,723 criminal hearings) compared to August 2019 (22,346 criminal hearings). In September 2020, there were 16,053 criminal hearings, a decrease of 26.0% from September 2019 and an increase of 2.1% from August 2020. In October 2020, there were 19,183 criminal hearings, a decrease of 14.4% from October 2019 and an increase of 19.5% from September 2020.

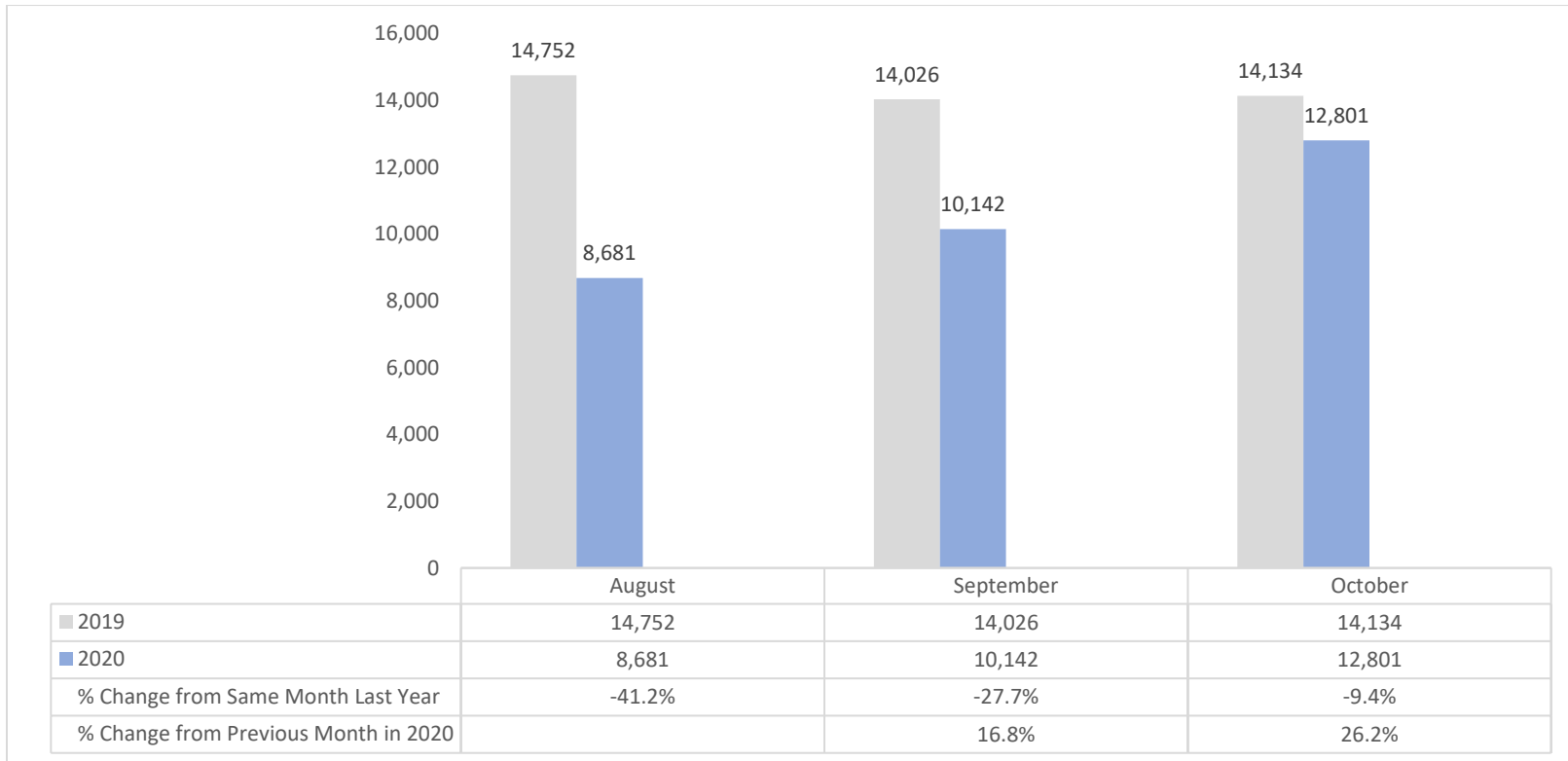


Figure 41: District Court Criminal Bail Review Hearings 2019 and 2020



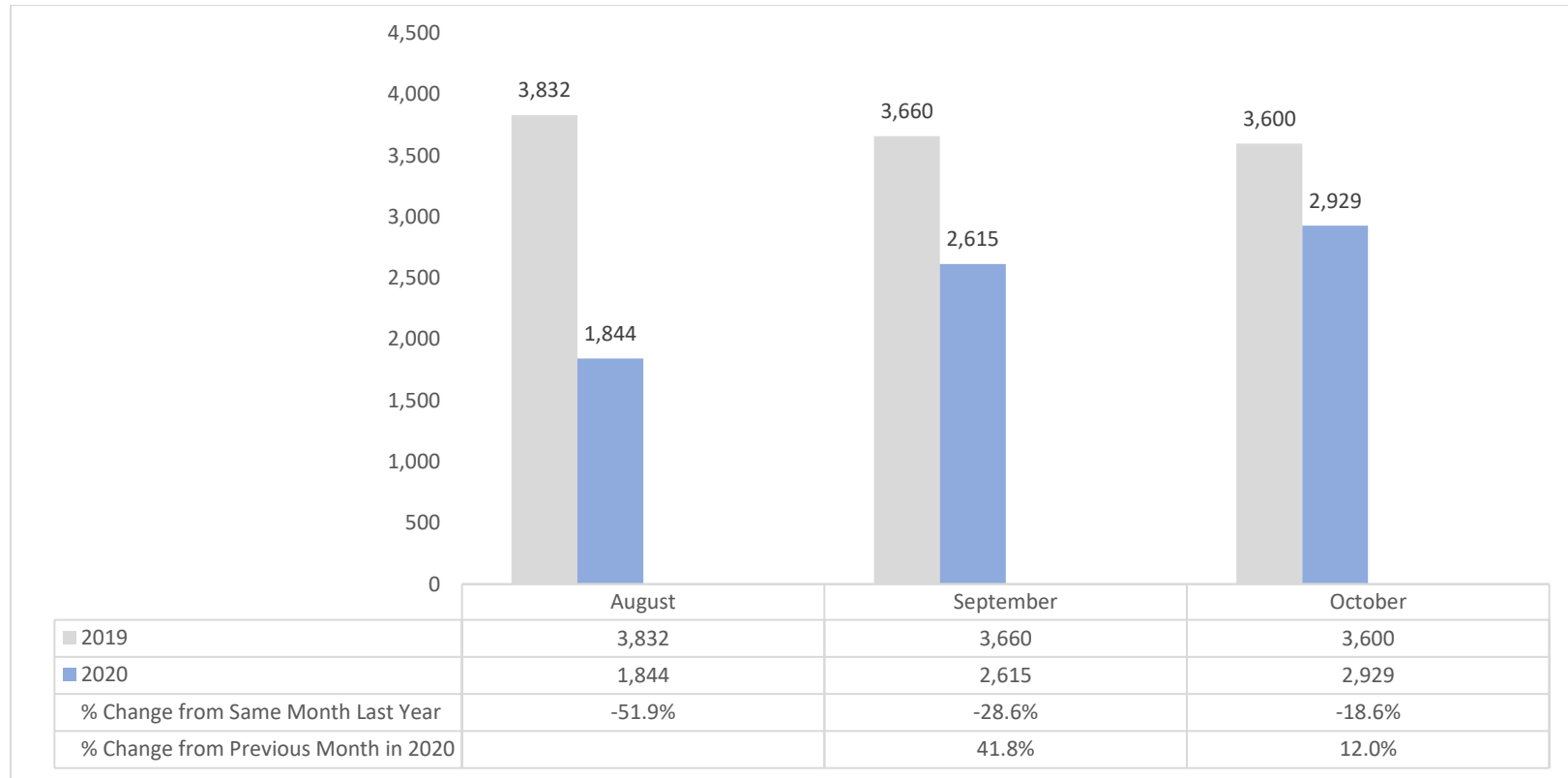
There were 10,751 bail review hearings from August 2020 to October 2020. Bail review hearings declined 9.4% in August 2020 (3,525 bail review hearings) compared to August 2019 (3,892 bail review hearings). In September 2020, there were 3,510 bail review hearings, a decrease of 13.7% from September 2019 and a decrease of 0.4% from August 2020. In October 2020, there were 3,716 bail review hearings, a decrease of 9.8% from October 2019 and an increase of 5.9% from September 2020.

Figure 42: District Court Total Criminal Dispositions 2019 and 2020



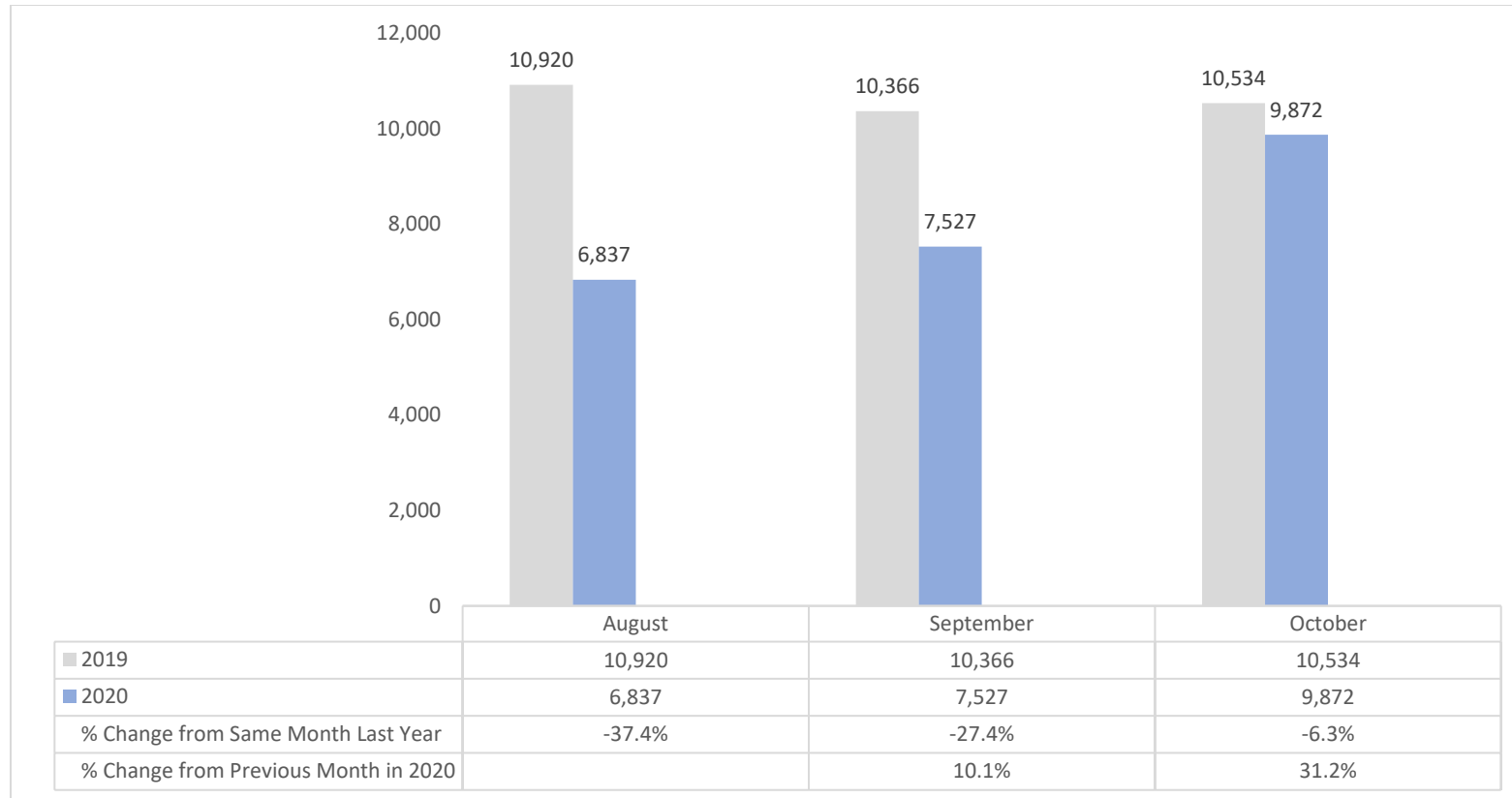
There were 31,624 total dispositions from August 2020 to October 2020. Total dispositions declined 41.2% in August 2020 (8,681 total dispositions) compared to August 2019 (14,752 total dispositions). In September 2020, there were 10,142 total dispositions, a decrease of 27.7% from September 2019 and an increase of 16.8% from August 2020. In October 2020, there were 12,801 total dispositions, a decrease of 9.4% from October 2019 and an increase of 26.2% from September 2020.

Figure 43: District Court Criminal Trial Dispositions, 2019 and 2020



There were 7,388 total trial dispositions from August 2020 to October 2020. Total trial dispositions declined 51.9% in August 2020 (1,844 total trial dispositions) compared to August 2019 (3,832 total trial dispositions). In September 2020, there were 2,615 total trial dispositions, a decrease of 28.6% from September 2019 and an increase of 41.8% from August 2020. In October 2020, there were 2,929 total trial dispositions, a decrease of 18.6% from October 2019 and an increase of 12.0% from September 2020.

Figure 44: District Court Criminal Non-Trial Dispositions 2019 and 2020



There were 24,236 total non-trial dispositions from August 2020 to October 2020. Total non-trial dispositions declined 37.4% in August 2020 (6,837 total non-trial dispositions) compared to August 2019 (10,920 total non-trial dispositions). In September 2020, there were 7,527 total non-trial dispositions, a decrease of 27.4% from September 2019 and an increase of 10.1% from August 2020. In October 2020, there were 9,872 total non-trial dispositions, a decrease of 6.3% from October 2019 and an increase of 31.2% from September 2020.

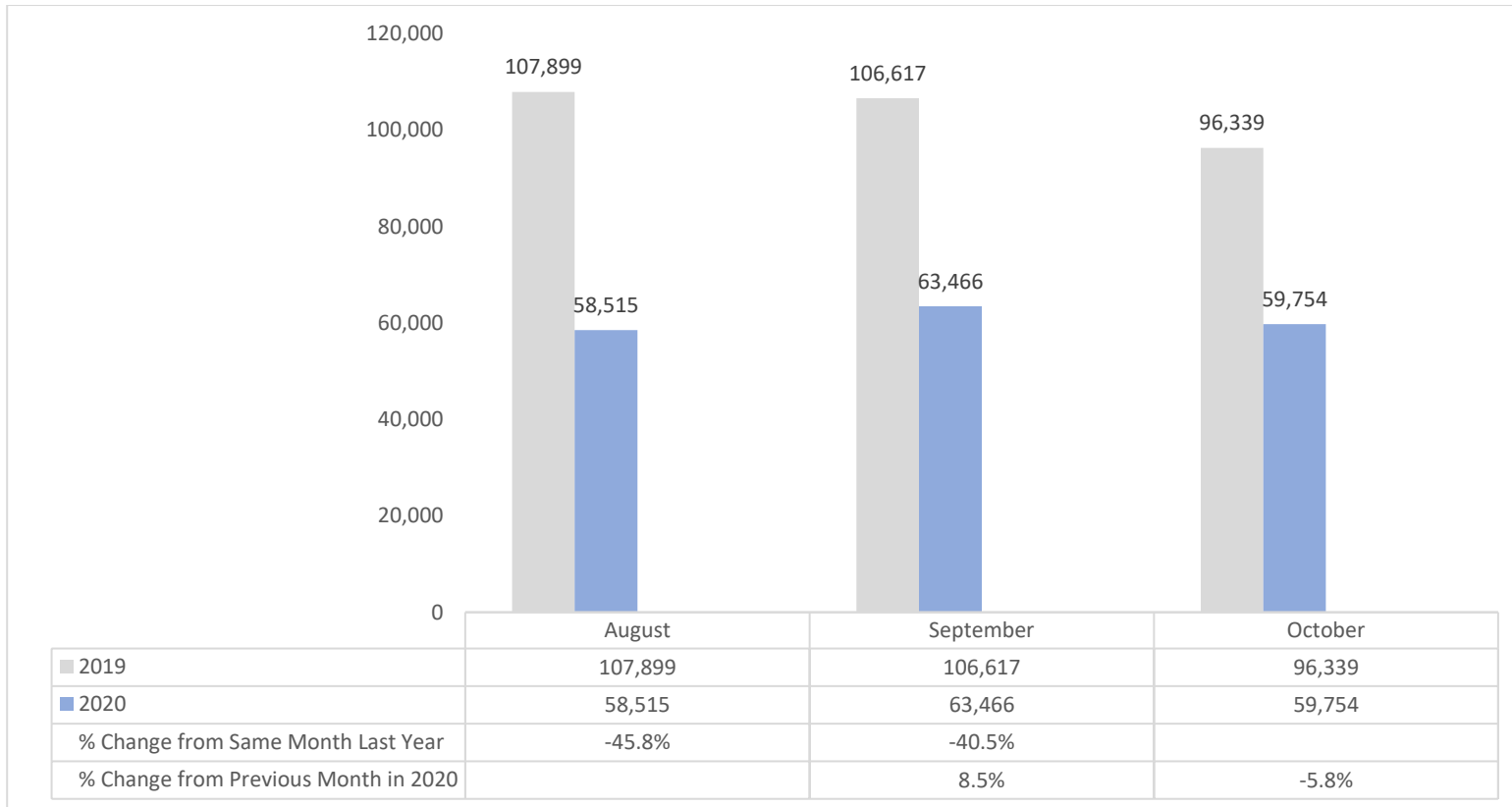
### District Court Motor Vehicle Case Activity

Table 23: District Court Motor Vehicle Cases Filed, Hearings Held/Concluded and Dispositions August - October 2019 and 2020

District Court Motor Vehicle Case Activity	August			September				October			
	2019	2020	Percent Change from Last Year: August 2019 & 2020	2019	2020	Percent Change from Previous Month: August & September 2020	Percent Change from Last Year: September 2019 & 2020	2019	2020	Percent Change from Previous Month: September & October 2020	Percent Change from Last Year: October 2019 & 2020
Total Original Motor Vehicle Filings	107,899	58,515	-45.8%	106,617	63,466	8.5%	-40.5%	96,339	59,754	-5.8%	-38.0%
Motor Vehicle Pleas	94,684	37,913	-60.0%	89,619	44,950	18.6%	-49.8%	92,116	53,998	20.1%	-41.4%
Total Motor Vehicle Hearings	45,646	16,988	-62.8%	43,672	21,263	25.2%	-51.3%	44,923	23,777	11.8%	-47.1%
Highlight -Bail Review Hearings	553	294	-46.8%	512	271	-7.8%	-47.1%	512	515	90.0%	0.6%
All Other Motor Vehicle Hearings	45,093	16,694	-63.0%	43,160	20,992	25.7%	-51.4%	44,411	23,262	10.8%	-47.6%
Total Motor Vehicle Dispositions	96,066	42,197	-56.1%	109,054	47,008	11.4%	-56.9%	107,740	55,937	19.0%	-48.1%

Note: Motor vehicle filings, hearings and pleas include all citations associated with an incident, including 21-902, payable and must appear, mass transit, natural resource and parking and red-light violations.

Figure 45: District Court Motor Vehicle Cases Filed, 2019 and 2020



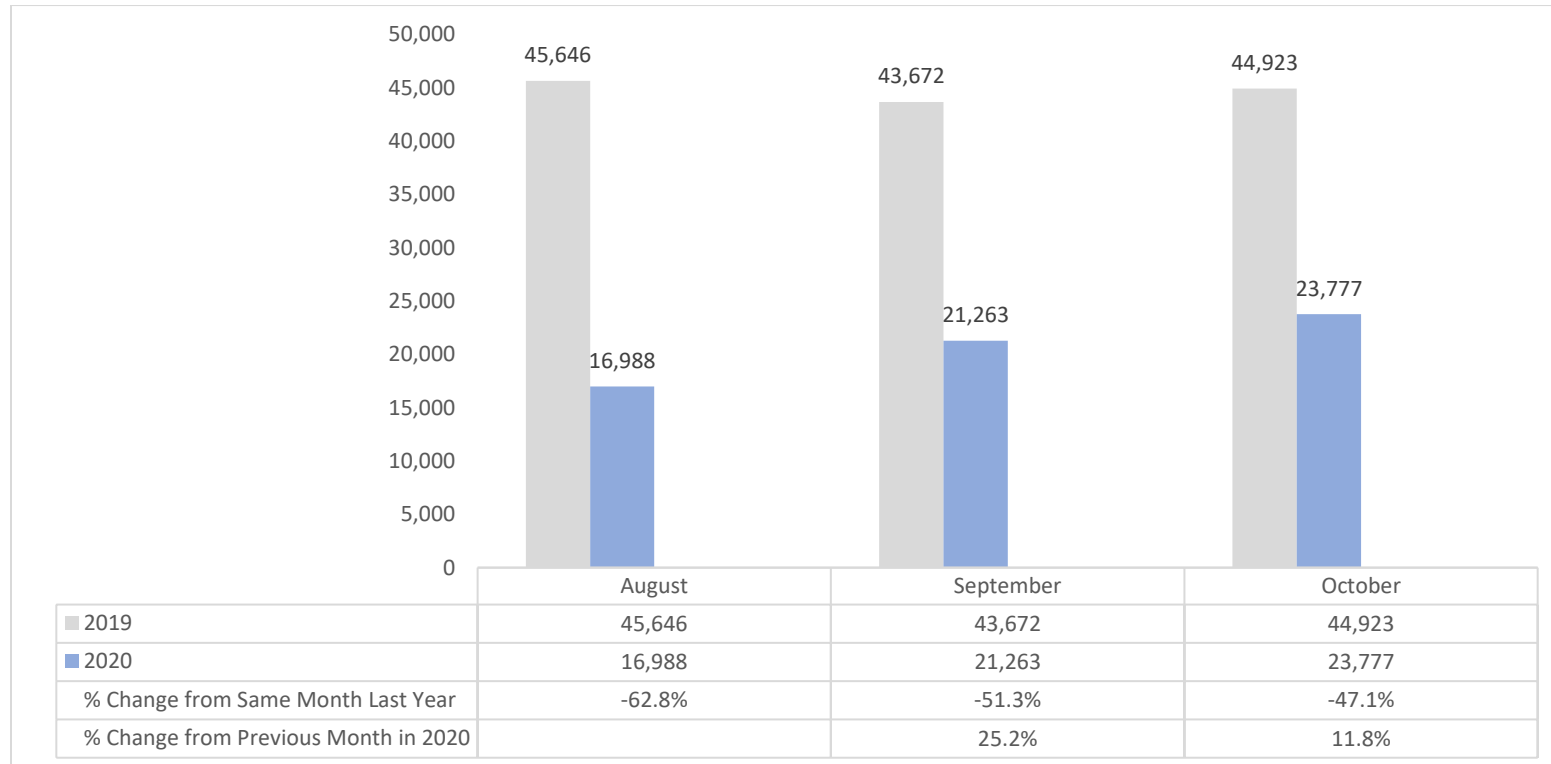
There were 181,735 motor vehicle cases filed from August 2020 to October 2020. Motor vehicle cases filed declined 45.8% in August 2020 (58,515 motor vehicle cases filed) compared to August 2019 (107,899 motor vehicle cases filed). In September 2020, there were 63,466 motor vehicle cases filed, a decrease of 40.5% from September 2019 and an increase of 8.5% from August 2020. In October 2020, there were 59,754 motor vehicle cases filed, a decrease of 38.0% from October 2019 and a decrease of 5.8% from September 2020.

Figure 46: District Court Motor Vehicle Case Pleas, 2019 and 2020



There were 136,861 motor vehicle pleas from August 2020 to October 2020. Motor vehicle pleas declined 60.0% in August 2020 (37,913 motor vehicle pleas) compared to August 2019 (94,684 motor vehicle pleas). In September 2020, there were 44,950 motor vehicle pleas, a decrease of 49.8% from September 2019 and an increase of 18.6% from August 2020. In October 2020, there were 53,998 motor vehicle pleas, a decrease of 41.4% from October 2019 and an increase of 20.1% from September 2020.

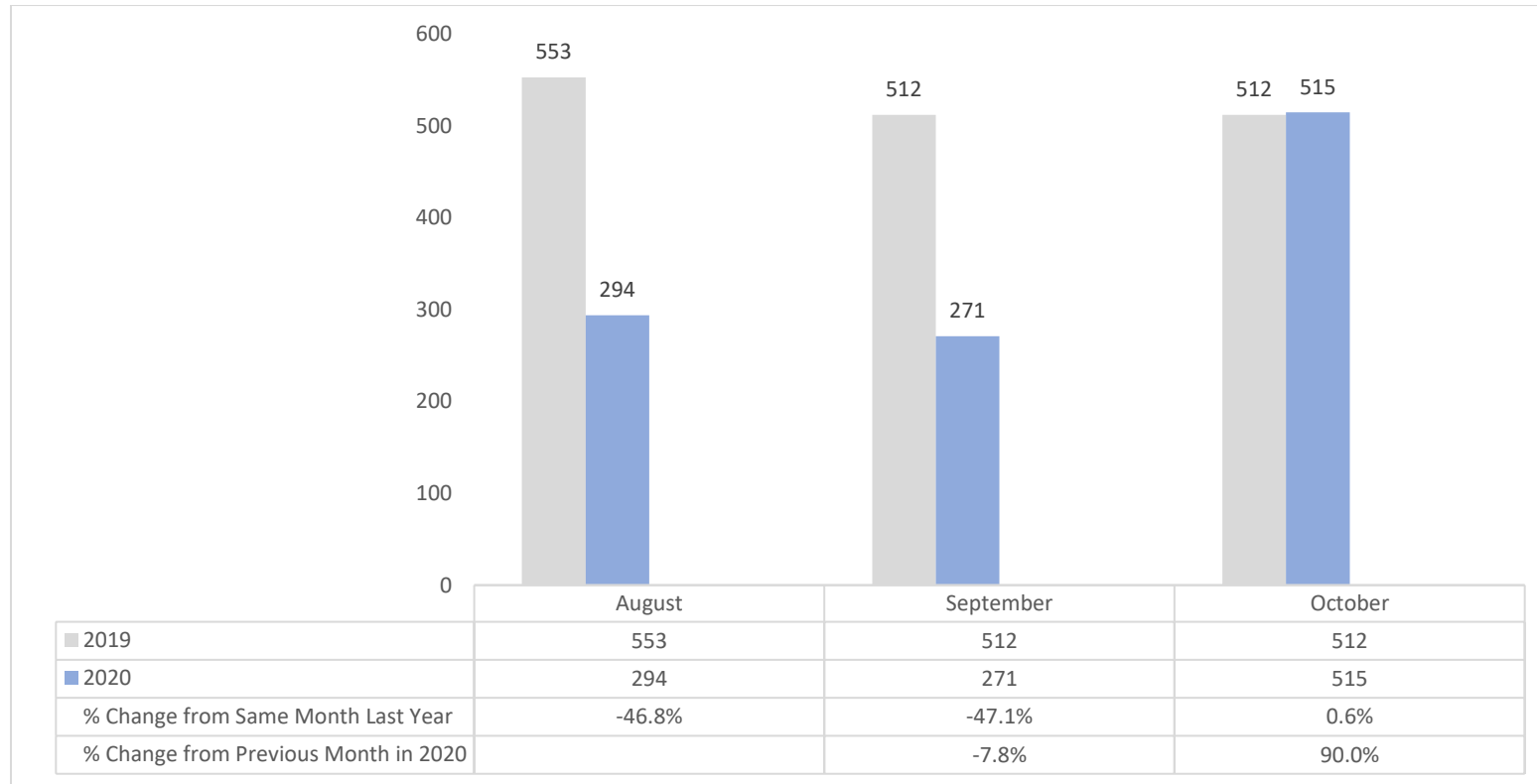
Figure 47: District Court Motor Vehicle Hearings Held/Concluded, 2019 and 2020



There were 62,028 motor vehicle hearings from August 2020 to October 2020. Motor vehicle hearings declined 62.8% in August 2020 (16,988 motor vehicle hearings) compared to August 2019 (45,646 motor vehicle hearings). In September 2020, there were 21,263 motor vehicle hearings, a decrease of 51.3% from September 2019 and an increase of 25.2% from August 2020. In October 2020, there were 23,777 motor vehicle hearings, a decrease of 47.1% from October 2019 and an increase of 11.8% from September 2020.

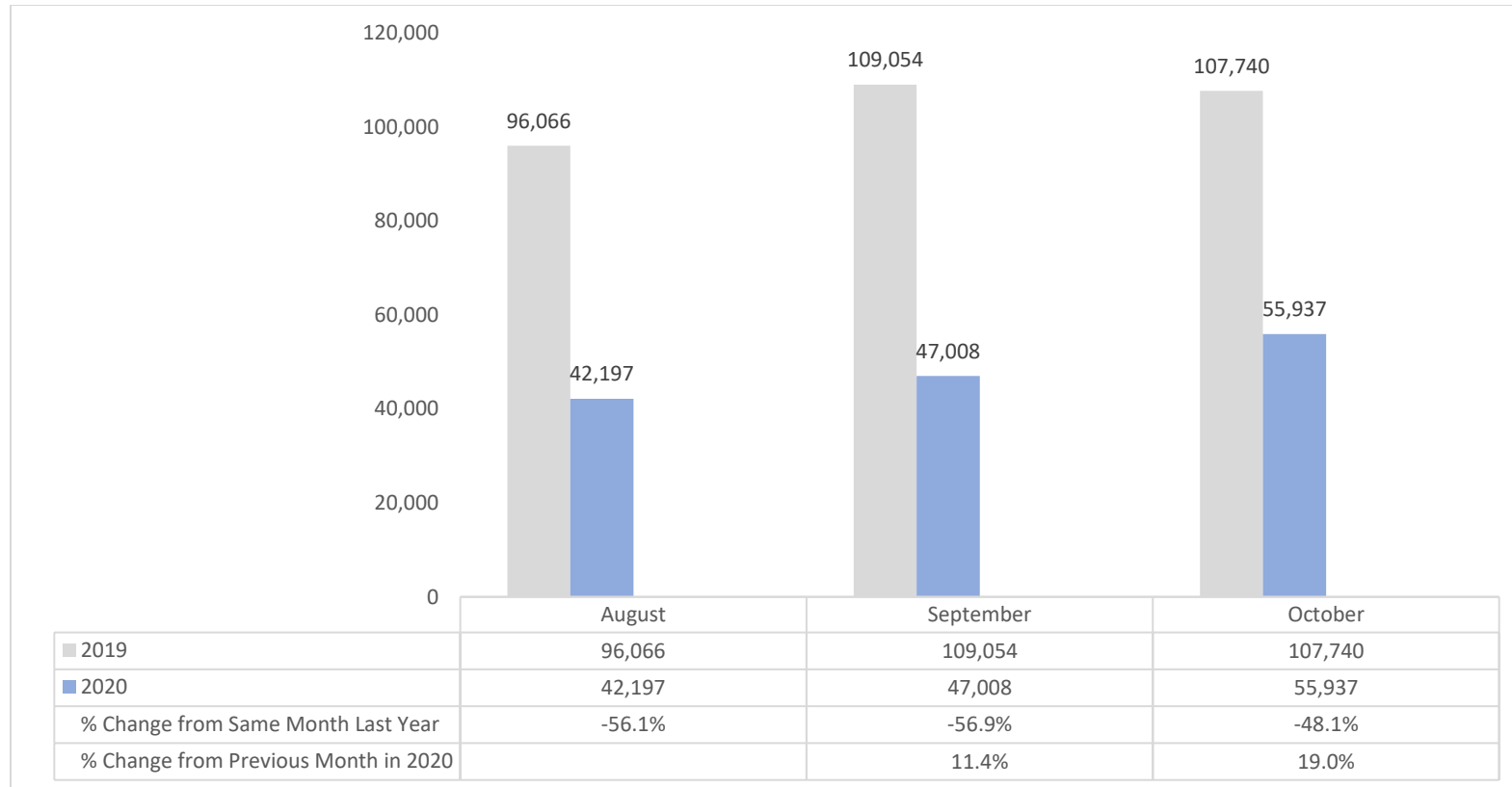


Figure 48: District Court Motor Vehicle Bail Review Hearings, 2019 and 2020



There were 1,080 bail review hearings from August 2020 to October 2020. Bail review hearings declined 46.8% in August 2020 (294 bail review hearings) compared to August 2019 (553 bail review hearings). In September 2020, there were 271 bail review hearings, a decrease of 47.1% from September 2019 and a decrease of 7.8% from August 2020. In October 2020, there were 515 bail review hearings, an increase of 0.6% from October 2019 and an increase of 90.0% from September 2020.

Figure 49: District Court Motor Vehicle Dispositions, 2019 and 2020



There were 145,142 total motor vehicle dispositions from August 2020 to October 2020. Total motor vehicle dispositions declined 56.1% in August 2020 (42,197 total motor vehicle dispositions) compared to August 2019 (96,066 total motor vehicle dispositions). In September 2020, there were 47,008 total motor vehicle dispositions, a decrease of 56.9% from September 2019 and an increase of 11.4% from August 2020. In October 2020, there were 55,937 total motor vehicle dispositions, a decrease of 48.1% from October 2019 and an increase of 19.0% from September 2020.

**Problem-Solving Court Activity**

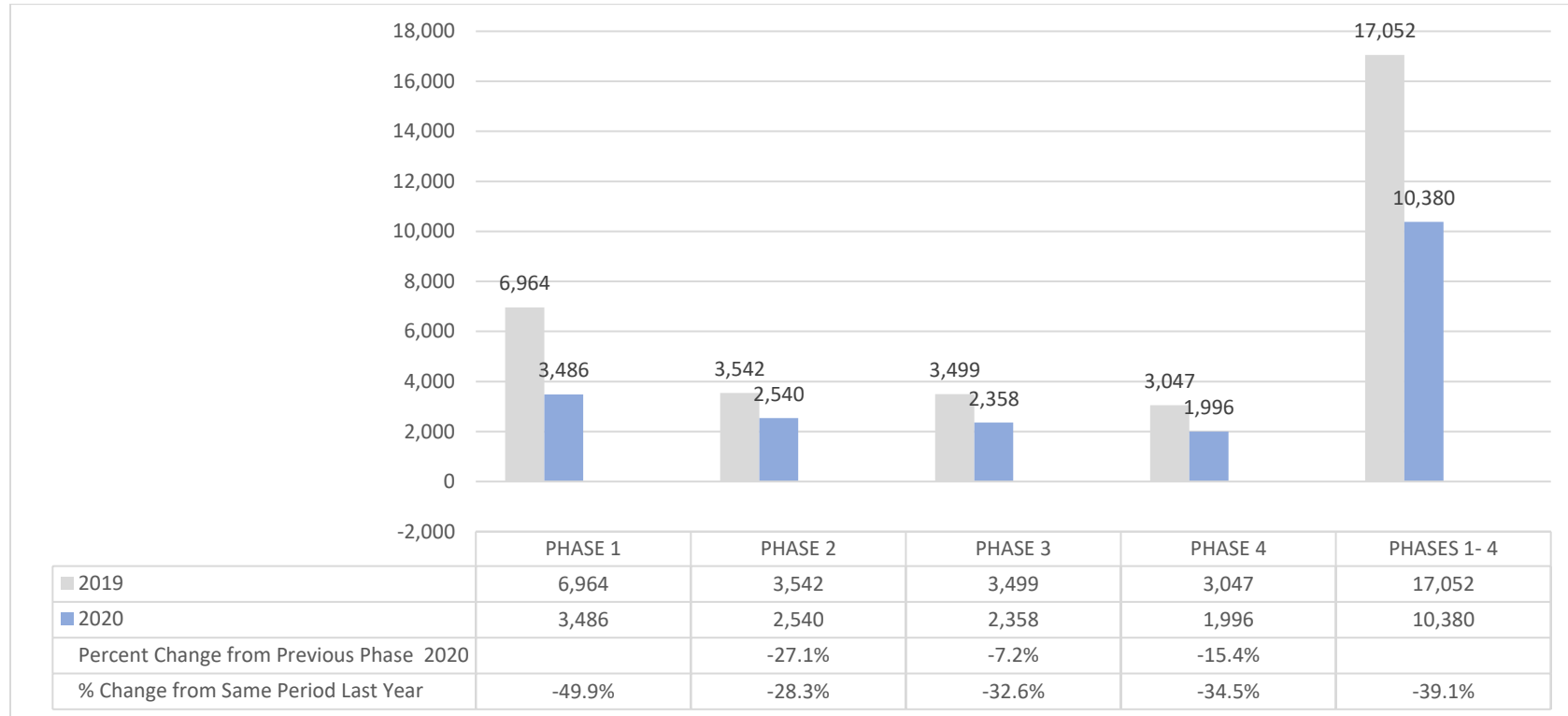
Table 24: Problem-Solving Court (PSC) Hearings, Number of Participants in Attendance Phases 1-4\* 2019 and 2020

	PHASE 1			PHASE 2				PHASE 3				PHASE 4			
	2019	2020	Percent Change from Last Year: March 16-June 5, 2019 & 2020	2019	2020	Percent Change from Previous Phase I & Phase II 2020	Percent Change from Last Year: June 5-July 20, 2019 & 2020	2019	2020	Percent Change from Previous Phase II & Phase III 2020	Percent Change from Last Year: July 20-August 30, 2019 & 2020	2019	2020	Percent Change from Previous Phase III & Phase IV 2020	Percent Change from Last Year: August 31-October 4, 2019 & 2020
# of Participants Participating in Court Hearings	6,964	3,486	-49.9%	3,542	2,540	-27.1%	-28.3%	3,499	2,358	-7.2%	-32.6%	3,047	1,996	-15.4%	-34.5%

Source: Statewide Maryland Automated Record Tracking (SMART)

\*Phase 1: March 16-June 5, 2020; Phase 2: June 5 – July 20, 2020; Phase 3: July 20 – August 30, 2020; Phase 4: August 31 – October 4, 2020

Figure 50: District and Circuit Court PSC Hearings, Number of Participants in Attendance Phases 1 – IV 2019 and 2020



10,380 participants attended District and circuit court PSC hearings during Phases I through IV of 2020 (March 16, 2020 through June 5, 2020). PSC hearing participation declined 49.9% in Phase I 2020 (3,486 participants) compared to the same time period in 2019 (6,964 participants). During Phase II of 2020, 2,540 participants attended PSC hearings, a decrease of 28.3% from the same time period in 2019 and a decrease of 27.1% from Phase I 2020. In Phase III 2020, 2,358 participants attended PSC hearings, a decrease of 32.6% from the same time period in 2019 and a decrease of 7.2% from Phase II. 1,996 participants attended PSC hearings in Phase IV of 2020, a decrease of 34.5% from the same time period in 2019, and a 15.4% decrease from Phase III.

## Appendices

### Appendix A: [COVID 19 Timeline](#)

### Appendix B: COVID Administrative Orders\*(Active)

<a href="#">COVID 19 Administrative Orders</a>	
<b>February 16, 2021</b>	<a href="#">Amended Administrative Order Expanding Statewide Judiciary Operations in Light of the COVID-19 Emergency</a>  <a href="#">Seventh Administrative Order Clarifying COVID-19 Health Measures in Courthouses and Judicial Branch Facilities</a>  <a href="#">Seventh Amended Administrative Order Clarifying the Statewide Suspension of Jury Trials and Maintaining Grand Juries</a>  <a href="#">Eighth Revised Administrative Order on the Emergency Tolling or Suspension of Statutes of Limitations and Statutory and Rules Deadlines Related to the Initiation of Matters and Certain Statutory and Rules Deadlines in Pending Matters</a>  <a href="#">Eighth Amended Administrative Order on the Suspension During the COVID-19 Emergency of Foreclosures, Evictions, and Other Ejectments Involving Residences</a>
<b>February 2, 2021,</b>	<a href="#">First Amended Administrative Order on Case Time Standards and Related Reports for Fiscal Years 2020 and 2021 in Light of the COVID-19 Emergency</a>
<b>December 16, 2020</b>	<a href="#">Second Administrative Order on Remote Oral Arguments</a>
<b>November 12, 2020</b>	<a href="#">Fifth Administrative Order Restricting Statewide Judiciary Operations Due to the COVID- 19 Emergency</a>
<b>October 26, 2020</b>	<a href="#">Remote Oral Arguments</a>
<b>June 03, 2020</b>	<a href="#">Amended Administrative Order Lifting the Suspension During the COVID-19 Emergency of Foreclosures, Evictions, and Other Ejectments Involving Residences</a>
<b>May 26, 2020</b>	<a href="#">Postponement of the July 2020 Maryland Bar Examination</a>
<b>May 18, 2020</b>	<a href="#">Rescheduling May Oral Arguments and Postponing Other Oral Arguments</a>
<b>May 01, 2020</b>	<a href="#">Amended Administrative Order on Remote Proceedings Held During the COVID-19 Emergency</a>  <a href="#">Case Time Standards and Related Reports for Fiscal Years 2020 and 2021 in Light of the COVID-19 Emergency</a>
<b>April 14, 2020</b>	<a href="#">Guiding the Response of the Trial Courts of Maryland to the COVID-19 Emergency as it Relates to Those Persons who are Incarcerated or Imprisoned</a>

<u><a href="#">COVID 19 Administrative Orders</a></u>	
<b>April 13, 2020</b>	<u><a href="#">Guiding the Response of Circuit Courts Sitting as Juvenile Courts to the COVID-19 Emergency as it Relates to those Juveniles who are Detained, Committed Pending Placement or in Commitments</a></u>
<b>April 07, 2020</b>	<u><a href="#">Administration of the Attorney Oath</a></u>
<b>March 27, 2020</b>	<u><a href="#">Permissive Use of the MDEC System for Appellate Filings During the COVID-19 Emergency</a></u>
<b>March 18, 2020</b>	<u><a href="#">Statewide Operations That Must Be Maintained During the COVID-19 Emergency: Land Records</a></u>

*\*Does not include rescinded or obsolete orders*

## **Appendix C: Judicial Operations by Court and Phase**

### **Phase I: March 16, 2020 - June 5, 2020**

During this phase court activity was limited to emergency operations only with few exceptions.

#### **District Court**

- Bail reviews
- Bench warrants
- Emergency evaluations
- Quarantine and isolation violations
- Body attachments

#### **District Court Commissioners**

- New extreme risk protective order petitions
- New domestic violence protective order petitions (adult respondents)
- New peace order petitions
- Initial appearances
- Applications for statement of charges
- Bail bonds
- Bench warrant satisfactions

#### **Circuit Courts**

- Bail reviews
- Bench warrants
- Arraignments for detained defendants
- Juvenile detention

- Juvenile shelter care
- Peace order petitions (juvenile respondents)
- Emergency evaluations
- Quarantine and isolation
- Extradition
- Body attachments
- Extreme risk protective order appeals

**Court of Special Appeals**

- Injunctive relief pending appeal
- Appeals if lack of action would result in dispositive outcome
- Appeals from quarantine and isolation matters

**Court of Appeals**

- Certain election law matters
- Mandamus
- Certified questions of law
- Quarantine and isolation

**Phase II: June 5, 2020-July 19, 2020 and December 22, 2020-March 14, 2021**

Courts began to hear more matters, some in-person and some remotely. This included matters that were postponed during phase one of the health emergency, and other priority matters.

Phase 2 includes Phase 1 matters in addition to items below:

**District Court**

- Criminal and Traffic
- Bail reconsiderations
- Matters regarding locally incarcerated defendants (in accordance with April 14 order)
- Guilty pleas with deferral of incarceration start date considered
- Mental health evaluations and competency matters
- Preliminary hearings with proposed resolution and no testimony required.
- Civil
- Temporary and final domestic violence, peace, and extreme risk protective orders
- Temporary restraining orders
- Landlord/Tenant

- Emergency breach of lease involving threat to person or property and associated warrants of restitution
- Emergency wrongful detainer actions and associated warrants of restitution
- Problem-Solving Courts
- Proceedings of drug, mental health, DUI, veterans', and reentry courts.

**District Court Commissioners**

- Commissioners continue to hear all Phase One matters.

**Circuit Courts**Civil

- Emergency habeas corpus matters
- Temporary restraining orders
- Scheduling conferences
- Status conferences
- On the record appeals
- Matters that can be handled remotely or without testimony or both.

Criminal

- Bail reconsiderations
- Matters regarding locally incarcerated defendants (in accordance with April 14 order)
- Arraignments for detained defendants
- Extradition cases
- Competency, criminal responsibility issues not requiring witness testimony status, and discovery and Hicks issues
- Deferred sentencing for non-incarcerated defendants
- Pleas agreements without recommendations for incarceration
- Deferred sentencing
- Motions that can be handled remotely or without testimony or both

Family

- Scheduling conferences
- Status conferences
- Uncontested divorce and other uncontested matters
- Domestic violence protective orders



- Domestic violence, peace, and extreme risk protective order appeals
- Family law emergencies that have been determined to require an expedited hearing
- Emergency issues in guardianship matters
- Temporary restraining orders
- Default hearings
- Exceptions not requiring witness testimony
- Matters that can be handled remotely or without testimony or both

#### Child in Need of Assistance (CINA)

- Shelter care hearings
- CINA matters that are uncontested or can be heard by proffer including adjudications, dispositions, permanency plans, and permanency plan reviews.
- Termination of parental rights that are by consent or proffer
- Exceptions (uncontested, consented to, or requiring legal argument only)
- Family Treatment/Recovery Court reviews
- Guardianships under juvenile causes
- Adoptions re: CINA and TPR youth
- Matters that can be handled remotely or without testimony or both

#### Juvenile Delinquency

- Detention hearings
- Peace order petitions (juvenile respondents)
- Arraignments and first appearances
- Emergency delinquency matters
- Adjudication with agreed to plea and/or by proffer
- Disposition by consent or proffer
- Disposition reviews
- Delinquency juvenile treatment plans and reviews
- Closure of probation and jurisdiction not requiring testimony
- Juvenile expungements not requiring testimony
- Juvenile permanency plans and reviews by consent or proffer
- Juvenile waivers by consent and not requiring testimony
- Exceptions no requiring witness testimony

- Matters that can be heard remotely or without testimony or both

#### Problem-solving Courts

- Proceedings of drug, mental health, family/dependence recovery, DUI, veterans', juvenile drug, and truancy courts.

### **Phase III: July 20, 2020 – August 30, 2020 and November 16, 2020 – November 29, 2020**

Courts begin to hear a broader range of cases (below) including Phase 1 and Phase 2 matters.

#### **District Court**

##### Criminal and Traffic

- Trials for incarcerated defendants
- Other cases alleging violent acts, alcohol-related motor vehicle matters
- Preliminary hearings
- Begin scheduling minor traffic matters for dockets that begin during Phase Four, including previously postponed matters
- Violation of probation

##### Civil

- Resume handling temporary domestic violence protective, peace, and extreme risk protective order petitions during court hours.
- Begin scheduling civil matters, including trials, for dockets that begin during Phase Four, including previously postponed matters.

##### Landlord/Tenant

- Rent escrow actions, provided local inspection practices can be conducted
- Tenant holding over actions and associated warrants of restitution
- Breach of lease actions and any associated warrants of restitution
- Wrongful detainer actions and associated warrants of restitution
- Processing of warrants of restitution for failure to pay rent actions to begin after July 25, 2020, consistent with the Amended Order in regard to Foreclosures, Evictions, and Other Ejectments involving Residences.

#### **District Court Commissioners**

- Commissioners will resume hearing interim domestic violence protective order, peace and extreme risk protective order petitions only after regular court hours.
- Continue to accept circuit court bail bonds through Phase Four.

**Circuit Courts**Civil

- Motions requiring witness testimony
- Settlement hearings
- Attorney disciplinary hearings

Criminal

- Motions
- Expungements
- Violation of probation
- Non-jury trials
- Jury prayer status hearings
- Sentencings previously deferred

Family

- Resume handling temporary domestic violence protective order petitions during court hours
- Motions requiring witness testimony
- Pendente lite hearings
- Contempt proceedings
- Adoptions
- Guardianship - non-emergency
- Child support establishment
- Settlement hearings
- Court-ordered mediation

Child in Need of Assistance (CINA)

- All matters and motions that are contested and/or require testimony
- Adjudications, dispositions, permanency plans, and permanency plan reviews
- Exceptions hearings requiring witness testimony
- Contested TPRs

Juvenile Delinquency

- All matters that are contested and/or require testimony
- Adjudications

- Dispositions
- Disposition review
- Closure of probation and jurisdiction
- Motions
- Juvenile expungements
- Juvenile Permanency plan and permanency plan review
- Juvenile and adult sex offender registration
- Waiver hearings, including to and from Juvenile Court
- Exception hearings

**Court of Special Appeals**

- Same as Phase two.

**Court of Appeals**

- Same as Phase two.

**Phase IV: August 31, 2020- November 15, 2020 and March 15, 2021 through April 25, 2021**

Courts will resume a broader range of activities, including Phase 1, 2 and 3 matters.

**District Court**Criminal and Traffic

- All criminal matters
- Minor traffic matters
- Begin scheduling dockets that begin during Phase Five for:
  - Red light
  - Parking
  - Speed camera
  - School bus
  - Toll/MTA
- Other civil citations including previously postponed matters

Civil

- All civil matters
- Landlord/Tenant
- Failure to pay rent

Problem-solving Courts

- Fully operational

District Court Commissioners

- Fully operational
- Continue to accept circuit court bail bonds through Phase Four.

**Circuit Courts**Civil

- Non-jury trials
- De novo appeals
- Criminal
- Post-conviction hearings
- Three-judge panel sentence reviews
- Family
- Hearings and trials
- Child support contempt

Child in Need of Assistance (CINA)

- Fully operational

Juvenile Delinquency

- Fully operational

Problem-solving Courts

- Fully operational

Court of Special Appeals

- Same as Phase Two.

Court of Appeals

- Same as Phase Two.

**Phase V: Beginning April 26, 2021**

- All courts resume full operations.