

COVID-19 Statistical Document
Phase V
(July 2021-September 2021)
Judicial Case Activity
January 2022



Contents

Introduction	1
Document Overview.....	1
Statewide and County Case Filings.....	1
Data by Case Category.....	2
Case Category Data Elements	2
Problem-Solving Courts (PSC).....	4
Circuit Court - Original Case Filings.....	5
Table 1: Circuit Court Original Case Filings — By Case Category, July-September 2020 and 2021	5
Table 2: Circuit Court Original Case Filings — By County, July-September 2020 and 2021.....	6
Table 3: Circuit Court Civil Original Case Filings — By County, July-September 2020 and 2021	7
Table 4: Circuit Court Civil-Family Original Case Filings — By County, July-September 2020 and 2021	8
Table 5: Circuit Court Juvenile Original Case Filings — By County, July-September 2020 and 2021.....	9
Table 6: Circuit Court Criminal Original Case Filings — By County, July-September 2020 and 2021...	10
Circuit Court Domestic Violence Case Activity	11
Table 7: Circuit Court Domestic Violence Original Case Filings, Protective Orders by Type*, and Hearings Held/Concluded July-September 2020 and 2021.....	11
Figure 1: Monthly Circuit Court Domestic Violence Original Case Filings for Protective Orders, 2020 and 2021.....	12
Figure 2: Monthly Circuit Court Protective Orders Issued, 2020 and 2021	13
Figure 3: Monthly Circuit Court Domestic Violence Hearings Held/Concluded, 2020 and 2021.....	14
Circuit Court Civil Case Activity	15
Table 8: Circuit Court Original Civil Case Filings and Hearings Held/Concluded July-September 2020 and 2021.....	15
Figure 4: Monthly Circuit Court Original Case Filings — Case Category: Civil, 2020 and 2021.....	16
Figure 5: Monthly Circuit Court Original Case Filings — Case Type: Foreclosure (Non-commercial), 2020 and 2021	17
Figure 6: Monthly Circuit Court Civil Hearings Held/Concluded, 2020 and 2021	18
Circuit Court Civil-Family Case Activity	19
Table 9: Circuit Court Civil-Family Original Case Filings, Hearings Held/Concluded, July-September 2020 and 2021	19
Figure 7: Monthly Circuit Court Original Case Filings — Case Category: Civil-Family, 2020 and 2021..	20
Figure 8: Monthly Circuit Court Original Case Filings — Case Type: Child Custody (Versus), 2020 and 2021	21

Figure 9: Monthly Circuit Court Original Case Filings — Case Type: Child Support (Agency), 2020 and 2021	22
Figure 10: Monthly Circuit Court Original Case Filings — Case Type: Divorce (Absolute), 2020 and 2021	23
Figure 11: Monthly Circuit Court Original Case Filings — Case Type: Divorce (Limited), 2020 and 2021	24
Figure 12: Monthly Circuit Court Civil-Family Hearings Held/Concluded, 2020 and 2021	25
Figure 13: Monthly Circuit Court Divorce Hearings Held/Concluded — Contested, 2020 and 2021 ..	26
Figure 14: Monthly Circuit Court Divorce Hearings Held/Concluded — Uncontested, 2020 and 2021	27
Circuit Court Juvenile Case Activity	28
Table 10: Circuit Court Juvenile Original Case Filings, Hearings Held/Concluded, July-September 2020 and 2021	28
Figure 15: Monthly Circuit Court Original Case Filings — Case Category: Juvenile, 2020 and 2021 ...	29
Figure 16: Monthly Circuit Court Juvenile Hearings Held/Concluded, 2020 and 2021	30
Figure 17: Monthly Circuit Court Child in Need of Assistance (CINA) Hearings Held/Concluded 2020 and 2021	31
Circuit Court Criminal Case Activity	32
Table 11: Circuit Court Criminal Case Activity — Case Filings, Pleas, Hearings Held/Concluded and Dispositions July-September 2020 and 2021	32
Figure 18: Monthly Circuit Court Original Case Filings — Case Category: Criminal, 2020 and 2021 ...	33
Figure 19: Monthly Circuit Court — Criminal Pleas (Total Charges Pled), 2020 and 2021	34
Figure 20: Monthly Circuit Court — Criminal Pleas (Unique Cases), 2020 and 2021	35
Figure 21: Monthly Circuit Court Criminal Hearings Held/Concluded, 2020 and 2021	36
Figure 22: Monthly Circuit Court Bail Review Hearings Held/Concluded, 2020 and 2021	37
Figure 23: Monthly Circuit Court — Criminal Dispositions (Charges), 2020 and 2021	38
Figure 24: Monthly Circuit Court — Criminal Dispositions (Cases), 2020 and 2021	39
District Court - Original Case Filings	40
Table 12: District Court Original Case Filings — By Case Category*, July-September 2020 and 2021 ..	40
Table 13: District Court Total Original Case Filings — By County, July-September 2020 and 2021	41
Table 14: District Court Civil Original Case Filings — By County, July-September 2020 and 2021	42
Table 15: District Court Motor Vehicle Original Case Filings — By County, July-September 2020 and 2021	43
Table 16: District Court Landlord-Tenant Original Case Filings — By County, July-September 2020 and 2021	44

Table 17: District Court Criminal Original Case Filings — By County, July-September 2020 and 2021..... 45

District Court Domestic Violence Case Activity 46

Protective Orders 46

Table 18: District Court Domestic Original Case Filings, Protective Orders* by Order Type and Hearings Held/Concluded, July-September 2020 and 2021..... 46

Figure 25: Monthly District Court Domestic Violence Original Case Filings for Protective Orders 2020 and 2021..... 47

Figure 26: Monthly Total District Court Domestic Violence Protective Orders, 2020 and 2021 48

Figure 27: Monthly District Court Domestic Violence Protective Order Hearings Held/Concluded, 2020 and 2021 49

Extreme Risk Protective Orders (ERPO) 50

Table 19: District Court ERPO* Original Case Filings, ERPOs by Order Type and Hearings Held/Concluded, July-September 2020 and 2021..... 50

Figure 28: Monthly District Court ERPO Original Case Filings, 2020 and 2021 51

Figure 29: Monthly Total District Court ERPOs, 2020 and 2021 52

Figure 30: Monthly District Court ERPO Hearings Held/Concluded, 2020 and 2021 53

Peace Orders 54

Table 20: District Court Peace Order* Original Case Filings, Peace Orders by Order Type and Hearings Held/Concluded, July-September 2020 and 2021..... 54

Figure 31: Monthly District Court Peace Order Original Case Filings, 2020 and 2021..... 55

Figure 32: Monthly Total District Court Peace Orders, 2020 and 2021 56

Figure 33: Monthly District Court Peace Order Hearings Held/Concluded, 2020 and 2021..... 57

District Court Civil Case Activity 58

Table 21: District Court Original Civil Case Filings and Hearings Held/Concluded, July-September 2020 and 2021..... 58

Figure 34: District Court Civil Case Filings, 2020 and 2021 59

Figure 35: District Court Civil Hearings Held/Concluded 2020 and 2021..... 60

Figure 36: District Court Emergency Evaluations Filed, 2020 and 2021 61

Figure 37: District Court Emergency Evaluations Granted, 2020 and 2021..... 62

District Court Criminal Case Activity..... 63

Table 22: District Court Original Criminal Case Filings, Hearings Held/Concluded, Pleas and Dispositions July-September 2020 and 2021 63

Figure 38: District Court Criminal Cases Filed 2020 and 2021 64

Figure 39: District Court Criminal Pleas, 2020 and 2021..... 65

Figure 40: District Court Criminal Hearings Held/Concluded 2020 and 2021 66

Figure 41: District Court Criminal Bail Review Hearings 2020 and 2021..... 67

Figure 42: District Court Criminal Dispositions 2020 and 2021..... 68

Figure 43: District Court Criminal Trial Dispositions, 2020 and 2021..... 69

Figure 44: District Court Criminal Non-Trial Dispositions 2020 and 2021..... 70

District Court Motor Vehicle Case Activity..... 71

Table 23: District Court Motor Vehicle Cases Filed, Hearings Held/Concluded and Dispositions July-September 2020 and 2021 71

Figure 45: District Court Motor Vehicle Cases Filed, 2020 and 2021 72

Figure 46: District Court Motor Vehicle Case Pleas, 2020 and 2021..... 73

Figure 47: District Court Motor Vehicle Hearings Held/Concluded, 2020 and 2021 74

Figure 48: District Court Motor Vehicle Bail Review Hearings, 2020 and 2021 75

Figure 49: District Court Motor Vehicle Dispositions, 2020 and 2021 76

Problem-Solving Court Activity 77

Table 24: Problem-Solving Court (PSC) Hearings, Number of Participants in Attendance July-September 2020 and 2021 77

Figure 50: District and Circuit Court Problem-Solving Court (PSC) Hearings, Number of Participants in Attendance 2020, and 2021 78

Long-term Case Activity Tracker – March 2019 to September 2021..... 79

Figure 51: Circuit Court Case Monthly Original Filings by Category – March 2019 to September 2021 79

Figure 52: District Court Case Monthly Original Filings by Category – March 2019 to September 2021 80

Appendices 81

Appendix A: COVID 19 Timeline 81

Appendix B: COVID Administrative Orders*(Active) 81

Appendix C: Judicial Operations by Court and Phase..... 83

Phase I: March 16, 2020-June 5, 2020 83

 District Court 83

 District Court Commissioners..... 83

 Circuit Courts..... 83

 Court of Special Appeals..... 83

 Court of Appeals..... 83

Phase II: June 5, 2020-July 19, 2020 and December 22, 2020-March 14, 2021..... 84

 District Court 84

District Court Commissioners..... 84

Circuit Courts..... 84

Court of Special Appeals..... 86

Court of Appeals..... 86

Phase III: July 20, 2020-August 30, 2020 and November 16, 2020-November 29, 2020..... 86

 District Court 86

 Circuit Courts..... 87

 Court of Special Appeals..... 88

 Court of Appeals..... 88

Phase IV: August 31, 2020-November 15, 2020 and March 15, 2021-April 25, 2021..... 88

 District Court 88

 Civil 88

 District Court Commissioners..... 88

 Circuit Courts..... 89

 Court of Special Appeals..... 89

 Court of Appeals..... 89

Phase V: April 26, 2021-December 29, 2021..... 89

Introduction

On April 26, 2021, the Maryland Judiciary transitioned from Phase IV to Phase V of the Judiciary's Coronavirus phased reopening plan, and courts resumed full operations. On December 29, 2021, due to the surge in Maryland of COVID-19 cases as a result of the Omicron variant, the Judiciary re-entered Phase III under Chief Judge Getty's December 27, 2021 [Interim Administrative Order Restricting Statewide Judiciary Operations in Light of the Omicron Variant of the COVID-19 Emergency](#). Before the resumption of full operations on April 26, 2021, the Judiciary had transitioned from Phase II (second wave) to Phase IV on March 15, 2021. Phase II operational guidelines were resumed on November 30, 2020 in response to a second wave (Delta variant) of COVID-19 cases in Maryland, and consistent with guidance from the Center for Disease Control (CDC). Before the second wave of Phase II, the Judiciary had successfully moved from Phase I through IV of the [Judiciary's Phased Reopening Plan](#) and briefly re-entered Phase III from November 16, 2020 to November 30, 2020.

The Judiciary previously produced statistical documents on judicial activities during prior time periods:

- Report 1. March 2020-May 2020 (Phase I operations),
- Report 2. June 2020-July 2020 (Phase II operations),
- Report 3. August 2020-October 2020 (Phases III and IV operations),
- Report 4. November 2020-January 2021 (Phase II, III, and IV operations), and
- Report 5. February 2021-June 2021 (Phase II, IV, and V operations)

This report provides an update on activities during subsequent COVID operational phases. The purpose of this document is to provide a statistical record of select judicial operations during the months of July 2021 through September 2021, during which the Judiciary operated under the Phase V (fully operational) environment, but still subject to social distancing and health screening for courthouse entry. Data from the same time period in 2020 (Phase III) is provided for statistical comparison. All previous COVID-19 Statistical Documents can be found on the Judiciary's [website](#)¹. Please see [Appendix C](#) for a description of judicial operations under Phases I-V.

Document Overview

Statewide and County Case Filings

This report provides monthly circuit court and District Court original case filing statistics for July 2021 through September 2021 and July 2020 through September 2020. Case filing data is further organized by:

- Case category (statewide totals)
- Civil filings (by county)
- Civil-Family filings (by county)

¹ <https://mdcourts.gov/courtoperations/covid19>

- Juvenile filings (by county)
- Criminal filings (by county)
- Motor Vehicle filings (by county)
- Landlord-Tenant filings (by county)

Data by Case Category

Additional case activity statistics provided in this document are organized according to circuit court and District Court and then by case category. Case category statistics are organized as follows:

- Domestic Violence (circuit courts and District Court)
- Civil (circuit courts and District Court)
- Civil-Family (circuit courts only)
- Juvenile (circuit courts only)
- Criminal (circuit courts and District Court)
- Motor Vehicle (District Court only)

Case Category Data Elements

Each case category includes a main summary data table and a graph for each data element represented in the summary table. Data elements for all case categories include original case filings and hearings held/concluded. Select case types, events, and hearing types are highlighted within case categories. Specific data elements pertaining to each case category are provided below:

Circuit Court Domestic Violence Case Activity

- Original domestic violence case filings
- Final and temporary protective orders granted, denied, dismissed, extended, and rescinded
- Domestic violence hearings held and concluded

Circuit Court Civil Case Activity

- Original case filings
 - Highlight case type – foreclosure (non-commercial)
- Hearings held and concluded

Circuit Court Civil-Family Case Activity

- Original case filings
 - Highlight case type: child custody (versus)
 - Highlight case type: child support (agency)

- Highlight case type: divorce (absolute)
- Highlight case type: divorce (limited)
- Hearings held and concluded
 - Highlight hearing: contested divorce
 - Highlight hearing: uncontested divorce

Circuit Court Juvenile Case Activity

- Original case filings
- Hearings held and concluded
 - Highlight hearing – child in need of assistance (CINA)

Circuit Court Criminal Case Activity

- Original case filings
- Pleas by charge
- Pleas unique case
- Hearings held/concluded
 - Highlight hearing: bail review
- Dispositions by charge
- Dispositions by case

District Court Domestic Violence Case Activity

- Protective Orders
 - Original domestic violence case filings
 - Interim, temporary, and final domestic violence protective orders granted, denied, and dismissed
 - Domestic violence protective order hearings held and concluded
- Extreme Risk Protective Orders
 - Original extreme risk protective order case filings
 - Interim, temporary, and final protective orders granted, denied, and dismissed
 - Extreme risk protective order hearings held and concluded
- Peace Orders
 - Original peace order case filings
 - Interim, temporary, and final peace orders granted, denied, and dismissed
 - Peace order hearings held and concluded

District Court Civil Case Activity

- Cases filed
- Hearings held and concluded
- Highlight– emergency evaluations filed and granted

District Court Criminal Case Activity

- Criminal case filings
- Criminal pleas
- Total criminal hearings held and concluded
- Highlight hearing – bail review
- Total Dispositions
 - Trial dispositions
 - Non-trial dispositions

District Court Motor Vehicle Case Activity

- Motor vehicle case filings
- Motor vehicle pleas
- Total motor vehicle hearings held and concluded
 - Highlight hearing – bail review
- Total motor vehicle dispositions

Problem-Solving Courts (PSC)

The final section of this document provides statistics pertaining to the number of participants attending circuit court and District Court problem-solving court hearings. Participant data reflects attendance by individuals enrolled in adult circuit court and District Court drug, DUI, mental health, re-entry, Back-on-Track, and veterans courts. Data is also inclusive of juvenile participants of drug and truancy courts and families enrolled in family/dependency drug courts.

Circuit Court - Original Case Filings

Table 1: Circuit Court Original Case Filings — By Case Category, July-September 2020 and 2021

Circuit Court Original Filings (All Counties)	July			August				September			
	2020	2021	Percent Change from Last Year: July 2020 & 2021	2020	2021	Percent Change from Previous Month: August & July 2021	Percent Change from Last Year: August 2020 & 2021	2020	2021	Percent Change from Previous Month: September & August 2021	Percent Change from Last Year: September 2020 & 2021
Criminal	2,281	2,437	6.8%	2,150	2,444	0.3%	13.7%	2,143	2,310	-5.5%	7.8%
Civil	2,679	2,492	-7.0%	2,403	2,664	6.9%	10.9%	2,658	2,680	0.6%	0.8%
Civil-Family	3,716	4,735	27.4%	4,047	4,782	1.0%	18.2%	4,107	4,462	-6.7%	8.6%
Juvenile	450	428	-4.9%	391	395	-7.7%	1.0%	444	439	11.1%	-1.1%
Total Filings	9,124	10,092	10.6%	8,997	10,285	1.9%	14.3%	9,349	9,891	-3.8%	5.8%

Source: MDEC County Circuit Courts, Montgomery, Prince George's, and Baltimore City Circuit Courts.

Table 2: Circuit Court Original Case Filings — By County, July-September 2020 and 2021

Circuit Court Original Case Filings by Case Category - All Case Categories	July			August				September			
	2020	2021	Percent Change from Last Year: July 2020 & 2021	2020	2021	Percent Change from Previous Month: August & July 2021	Percent Change from Last Year: August 2020 & 2021	2020	2021	Percent Change from Previous Month: September & August 2021	Percent Change from Last Year: September 2020 & 2021
First Circuit	460	449	-2.4%	469	465	3.6%	-0.9%	420	422	-9.2%	0.5%
Dorchester	69	77	11.6%	56	74	-3.9%	32.1%	63	71	-4.1%	12.7%
Somerset	55	52	-5.5%	48	55	5.8%	14.6%	55	56	1.8%	1.8%
Wicomico	221	201	-9.0%	227	202	0.5%	-11.0%	200	175	-13.4%	-12.5%
Worcester	115	119	3.5%	138	134	12.6%	-2.9%	102	120	-10.4%	17.6%
Second Circuit	474	552	16.5%	549	628	13.8%	14.4%	585	541	-13.9%	-7.5%
Caroline	50	83	66.0%	82	79	-4.8%	-3.7%	76	74	-6.3%	-2.6%
Cecil	257	264	2.7%	253	307	16.3%	21.3%	307	264	-14.0%	-14.0%
Kent	28	59	110.7%	45	44	-25.4%	-2.2%	40	32	-27.3%	-20.0%
Queen Anne's	79	89	12.7%	104	118	32.6%	13.5%	90	105	-11.0%	16.7%
Talbot	60	57	-5.0%	65	80	40.4%	23.1%	72	66	-17.5%	-8.3%
Third Circuit	1,770	2,042	15.4%	1,763	1,989	-2.6%	12.8%	1,644	1,967	-1.1%	19.6%
Baltimore	1,411	1,606	13.8%	1,376	1,611	0.3%	17.1%	1,289	1,573	-2.4%	22.0%
Harford	359	436	21.4%	387	378	-13.3%	-2.3%	355	394	4.2%	11.0%
Fourth Circuit	402	503	25.1%	491	578	14.9%	17.7%	508	521	-9.9%	2.6%
Allegany	182	228	25.3%	236	218	-4.4%	-7.6%	233	214	-1.8%	-8.2%
Garrett	45	33	-26.7%	37	41	24.2%	10.8%	36	33	-19.5%	-8.3%
Washington	175	242	38.3%	218	319	31.8%	46.3%	239	274	-14.1%	14.6%
Fifth Circuit	1,197	1,369	14.4%	1,184	1,486	8.5%	25.5%	1,445	1,345	-9.5%	-6.9%
Anne Arundel	644	839	30.3%	629	883	5.2%	40.4%	796	755	-14.5%	-5.2%
Carroll	231	214	-7.4%	225	236	10.3%	4.9%	251	214	-9.3%	-14.7%
Howard	322	316	-1.9%	330	367	16.1%	11.2%	398	376	2.5%	-5.5%
Sixth Circuit	1,315	1,531	16.4%	1,377	1,525	-0.4%	10.7%	1,349	1,471	-3.5%	9.0%
Frederick	265	342	29.1%	306	351	2.6%	14.7%	358	354	0.9%	-1.1%
Montgomery	1,050	1,189	13.2%	1,071	1,174	-1.3%	9.6%	991	1,117	-4.9%	12.7%
Seventh Circuit	1,849	1,996	8.0%	1,762	2,078	4.1%	17.9%	1,907	1,964	-5.5%	3.0%
Calvert	124	149	20.2%	139	165	10.7%	18.7%	145	113	-31.5%	-22.1%
Charles	292	263	-9.9%	270	309	17.5%	14.4%	306	302	-2.3%	-1.3%
Prince George's	1,283	1,436	11.9%	1,206	1,422	-1.0%	17.9%	1,293	1,397	-1.8%	8.0%
St. Mary's	150	148	-1.3%	147	182	23.0%	23.8%	163	152	-16.5%	-6.7%
Eighth Circuit	1,657	1,650	-0.4%	1,402	1,536	-6.9%	9.6%	1,488	1,660	8.1%	11.6%
Baltimore City	1,657	1,650	-0.4%	1,402	1,536	-6.9%	9.6%	1,488	1,660	8.1%	11.6%
STATE TOTALS	9,124	10,092	10.6%	8,997	10,285	1.9%	14.3%	9,346	9,891	-3.8%	5.8%

Table 3: Circuit Court Civil Original Case Filings — By County, July-September 2020 and 2021

Circuit Court Original Filings (Civil)	July			August				September			
	2020	2021	Percent Change from Last Year: July 2020 & 2021	2020	2021	Percent Change from Previous Month: August & July 2021	Percent Change from Last Year: August 2020 & 2021	2020	2021	Percent Change from Previous Month: September & August 2021	Percent Change from Last Year: September 2020 & 2021
First Circuit	82	83	1.2%	94	83	0.0%	-11.7%	91	77	-7.2%	-15.4%
Dorchester	5	18	260.0%	6	14	-22.2%	133.3%	12	6	-57.1%	-50.0%
Somerset	9	11	22.2%	12	14	27.3%	16.7%	19	8	-42.9%	-57.9%
Wicomico	42	33	-21.4%	50	28	-15.2%	-44.0%	40	35	25.0%	-12.5%
Worcester	26	21	-19.2%	26	27	28.6%	3.8%	20	28	3.7%	40.0%
Second Circuit	84	72	-14.3%	74	104	44.4%	40.5%	83	84	-19.2%	1.2%
Caroline	7	9	28.6%	7	15	66.7%	114.3%	7	7	-53.3%	0.0%
Cecil	35	26	-25.7%	30	44	69.2%	46.7%	43	36	-18.2%	-16.3%
Kent	5	6	20.0%	5	8	33.3%	60.0%	9	8	0.0%	-11.1%
Queen Anne's	21	20	-4.8%	19	28	40.0%	47.4%	15	26	-7.1%	73.3%
Talbot	16	11	-31.3%	13	9	-18.2%	-30.8%	9	7	-22.2%	-22.2%
Third Circuit	449	552	22.9%	424	500	-9.4%	17.9%	491	497	-0.6%	1.2%
Baltimore	364	469	28.8%	340	421	-10.2%	23.8%	402	425	1.0%	5.7%
Harford	85	83	-2.4%	84	79	-4.8%	-6.0%	89	72	-8.9%	-19.1%
Fourth Circuit	82	56	-31.7%	77	91	62.5%	18.2%	72	87	-4.4%	20.8%
Allegany	38	27	-28.9%	39	33	22.2%	-15.4%	34	34	3.0%	0.0%
Garrett	6	5	-16.7%	4	12	140.0%	200.0%	5	7	-41.7%	40.0%
Washington	38	24	-36.8%	34	46	91.7%	35.3%	33	46	0.0%	39.4%
Fifth Circuit	282	297	5.3%	271	327	10.1%	20.7%	351	322	-1.5%	-8.3%
Anne Arundel	160	175	9.4%	147	187	6.9%	27.2%	213	181	-3.2%	-15.0%
Carroll	41	33	-19.5%	42	37	12.1%	-11.9%	37	45	21.6%	21.6%
Howard	81	89	9.9%	82	103	15.7%	25.6%	101	96	-6.8%	-5.0%
Sixth Circuit	401	354	-11.7%	382	379	7.1%	-0.8%	389	384	1.3%	-1.3%
Frederick	48	38	-20.8%	54	55	44.7%	1.9%	64	55	0.0%	-14.1%
Montgomery	353	316	-10.5%	328	324	2.5%	-1.2%	325	329	1.5%	1.2%
Seventh Circuit	469	492	4.9%	440	553	12.4%	25.7%	510	504	-8.9%	-1.2%
Calvert	30	40	33.3%	24	71	77.5%	195.8%	30	28	-60.6%	-6.7%
Charles	58	54	-6.9%	66	61	13.0%	-7.6%	78	72	18.0%	-7.7%
Prince George's	349	371	6.3%	328	387	4.3%	18.0%	380	381	-1.6%	0.3%
St. Mary's	32	27	-15.6%	22	34	25.9%	54.5%	22	23	-32.4%	4.5%
Eighth Circuit	828	586	-29.2%	641	627	7.0%	-2.2%	665	725	15.6%	9.0%
Baltimore City	828	586	-29.2%	641	627	7.0%	-2.2%	665	725	15.6%	9.0%
STATE TOTALS	2,677	2,492	-6.9%	2,403	2,664	6.9%	10.9%	2,652	2,680	0.6%	1.1%

Table 4: Circuit Court Civil-Family Original Case Filings — By County, July-September 2020 and 2021

Circuit Court Original Case Filings by Case Category – Civil-Family	July			August				September			
	2020	2021	Percent Change from Last Year: July 2020 & 2021	2020	2021	Percent Change from Previous Month: August & July 2021	Percent Change from Last Year: August 2020 & 2021	2020	2021	Percent Change from Previous Month: September & August 2021	Percent Change from Last Year: September 2020 & 2021
First Circuit	161	205	27.3%	187	218	6.3%	16.6%	170	199	-8.7%	17.1%
Dorchester	23	34	47.8%	25	33	-2.9%	32.0%	27	33	0.0%	22.2%
Somerset	26	23	-11.5%	22	25	8.7%	13.6%	17	27	8.0%	58.8%
Wicomico	71	122	71.8%	110	113	-7.4%	2.7%	91	100	-11.5%	9.9%
Worcester	41	26	-36.6%	30	47	80.8%	56.7%	35	39	-17.0%	11.4%
Second Circuit	162	190	17.3%	195	211	11.1%	8.2%	209	194	-8.1%	-7.2%
Caroline	26	44	69.2%	38	44	0.0%	15.8%	30	37	-15.9%	23.3%
Cecil	73	92	26.0%	77	80	-13.0%	3.9%	112	82	2.5%	-26.8%
Kent	12	16	33.3%	24	14	-12.5%	-41.7%	17	15	7.1%	-11.8%
Queen Anne's	26	21	-19.2%	29	34	61.9%	17.2%	25	30	-11.8%	20.0%
Talbot	25	17	-32.0%	27	39	129.4%	44.4%	25	30	-23.1%	20.0%
Third Circuit	726	846	16.5%	747	792	-6.4%	6.0%	705	766	-3.3%	8.7%
Baltimore	541	643	18.9%	541	620	-3.6%	14.6%	544	568	-8.4%	4.4%
Harford	185	203	9.7%	206	172	-15.3%	-16.5%	161	198	15.1%	23.0%
Fourth Circuit	182	265	45.6%	188	283	6.8%	50.5%	214	261	-7.8%	22.0%
Allegany	47	91	93.6%	55	65	-28.6%	18.2%	79	80	23.1%	1.3%
Garrett	24	12	-50.0%	25	21	75.0%	-16.0%	23	16	-23.8%	-30.4%
Washington	111	162	45.9%	108	197	21.6%	82.4%	112	165	-16.2%	47.3%
Fifth Circuit	620	689	11.1%	622	753	9.3%	21.1%	692	697	-7.4%	0.7%
Anne Arundel	322	410	27.3%	351	438	6.8%	24.8%	395	388	-11.4%	-1.8%
Carroll	135	101	-25.2%	102	112	10.9%	9.8%	109	107	-4.5%	-1.8%
Howard	163	178	9.2%	169	203	14.0%	20.1%	188	202	-0.5%	7.4%
Sixth Circuit	723	896	23.9%	761	916	2.2%	20.4%	734	837	-8.6%	14.0%
Frederick	165	203	23.0%	190	205	1.0%	7.9%	208	198	-3.4%	-4.8%
Montgomery	558	693	24.2%	571	711	2.6%	24.5%	526	639	-10.1%	21.5%
Seventh Circuit	871	1,182	35.7%	997	1,179	-0.3%	18.3%	1,040	1,148	-2.6%	10.4%
Calvert	68	74	8.8%	76	65	-12.2%	-14.5%	62	60	-7.7%	-3.2%
Charles	158	146	-7.6%	150	175	19.9%	16.7%	150	165	-5.7%	10.0%
Prince George's	567	881	55.4%	689	836	-5.1%	21.3%	734	842	0.7%	14.7%
St. Mary's	78	81	3.8%	82	103	27.2%	25.6%	94	81	-21.4%	-13.8%
Eighth Circuit	271	462	70.5%	350	430	-6.9%	22.9%	343	360	-16.3%	5.0%
Baltimore City	271	462	70.5%	350	430	-6.9%	22.9%	343	360	-16.3%	5.0%
STATE TOTALS	3,716	4,735	27.4%	4,047	4,782	1.0%	18.2%	4,107	4,462	-6.7%	8.6%

Table 5: Circuit Court Juvenile Original Case Filings — By County, July-September 2020 and 2021

Circuit Court Original Case Filings by Case Category - Juvenile	July			August				September			
	2020	2021	Percent Change from Last Year: July 2020 & 2021	2020	2021	Percent Change from Previous Month: August & July 2021	Percent Change from Last Year: August 2020 & 2021	2020	2021	Percent Change from Previous Month: September & August 2021	Percent Change from Last Year: September 2020 & 2021
First Circuit	45	29	-35.6%	29	39	34.5%	34.5%	29	42	7.7%	44.8%
Dorchester	16	4	-75.0%	6	8	100.0%	33.3%	9	18	125.0%	100.0%
Somerset	4	4	0.0%	1	2	-50.0%	100.0%	3	3	50.0%	0.0%
Wicomico	9	10	11.1%	6	12	20.0%	100.0%	4	6	-50.0%	50.0%
Worcester	16	11	-31.3%	16	17	54.5%	6.3%	13	15	-11.8%	15.4%
Second Circuit	27	19	-29.6%	15	28	47.4%	86.7%	14	25	-10.7%	78.6%
Caroline	8	1	-87.5%	3	2	100.0%	-33.3%	2	6	200.0%	200.0%
Cecil	13	14	7.7%	6	17	21.4%	183.3%	7	6	-64.7%	-14.3%
Kent	0	0	-	1	1	-	0.0%	1	0	-100.0%	-100.0%
Queen Anne's	0	1	-	2	2	100.0%	0.0%	2	5	150.0%	150.0%
Talbot	6	3	-50.0%	3	6	100.0%	100.0%	2	8	33.3%	300.0%
Third Circuit	77	92	19.5%	81	59	-35.9%	-27.2%	77	103	74.6%	33.8%
Baltimore	55	79	43.6%	62	41	-48.1%	-33.9%	68	70	70.7%	2.9%
Harford	22	13	-40.9%	19	18	38.5%	-5.3%	9	33	83.3%	266.7%
Fourth Circuit	38	27	-28.9%	19	35	29.6%	84.2%	30	25	-28.6%	-16.7%
Allegany	20	12	-40.0%	11	15	25.0%	36.4%	18	8	-46.7%	-55.6%
Garrett	7	2	-71.4%	1	5	150.0%	400.0%	4	2	-60.0%	-50.0%
Washington	11	13	18.2%	7	15	15.4%	114.3%	8	15	0.0%	87.5%
Fifth Circuit	75	35	-53.3%	46	36	2.9%	-21.7%	66	25	-30.6%	-62.1%
Anne Arundel	50	26	-48.0%	29	20	-23.1%	-31.0%	36	4	-80.0%	-88.9%
Carroll	16	7	-56.3%	6	7	0.0%	16.7%	15	3	-57.1%	-80.0%
Howard	9	2	-77.8%	11	9	350.0%	-18.2%	15	18	100.0%	20.0%
Sixth Circuit	52	51	-1.9%	54	46	-9.8%	-14.8%	50	41	-10.9%	-18.0%
Frederick	2	11	450.0%	11	7	-36.4%	-36.4%	12	11	57.1%	-8.3%
Montgomery	50	40	-20.0%	43	39	-2.5%	-9.3%	38	30	-23.1%	-21.1%
Seventh Circuit	47	63	34.0%	44	58	-7.9%	31.8%	66	54	-6.9%	-18.2%
Calvert	7	13	85.7%	11	3	-76.9%	-72.7%	6	3	0.0%	-50.0%
Charles	7	5	-28.6%	2	4	-20.0%	100.0%	11	8	100.0%	-27.3%
Prince George's	31	42	35.5%	28	47	11.9%	67.9%	44	39	-17.0%	-11.4%
St. Mary's	2	3	50.0%	3	4	33.3%	33.3%	5	4	0.0%	-20.0%
Eighth Circuit	89	112	25.8%	103	94	-16.1%	-8.7%	112	124	31.9%	10.7%
Baltimore City	89	112	25.8%	103	94	-16.1%	-8.7%	112	124	31.9%	10.7%
STATE TOTALS	450	428	-4.9%	391	395	-7.7%	1.0%	444	439	11.1%	-1.1%

Table 6: Circuit Court Criminal Original Case Filings — By County, July-September 2020 and 2021

Circuit Court Original Case Filings by Case Category - Criminal	July			August				September			
	2020	2021	Percent Change from Last Year: July 2020 & 2021	2020	2021	Percent Change from Previous Month: August & July 2021	Percent Change from Last Year: August 2020 & 2021	2020	2021	Percent Change from Previous Month: September & August 2021	Percent Change from Last Year: September 2020 & 2021
First Circuit	172	132	-23.3%	159	125	-5.3%	-21.4%	130	104	-16.8%	-20.0%
Dorchester	25	21	-16.0%	19	19	-9.5%	0.0%	15	14	-26.3%	-6.7%
Somerset	16	14	-12.5%	13	14	0.0%	7.7%	16	18	28.6%	12.5%
Wicomico	99	36	-63.6%	61	49	36.1%	-19.7%	65	34	-30.6%	-47.7%
Worcester	32	61	90.6%	66	43	-29.5%	-34.8%	34	38	-11.6%	11.8%
Second Circuit	201	271	34.8%	265	285	5.2%	7.5%	279	238	-16.5%	-14.7%
Caroline	9	29	222.2%	34	18	-37.9%	-47.1%	37	24	33.3%	-35.1%
Cecil	136	132	-2.9%	140	166	25.8%	18.6%	145	140	-15.7%	-3.4%
Kent	11	37	236.4%	15	21	-43.2%	40.0%	13	9	-57.1%	-30.8%
Queen Anne's	32	47	46.9%	54	54	14.9%	0.0%	48	44	-18.5%	-8.3%
Talbot	13	26	100.0%	22	26	0.0%	18.2%	36	21	-19.2%	-41.7%
Third Circuit	518	552	6.6%	511	638	15.6%	24.9%	371	601	-5.8%	62.0%
Baltimore	451	415	-8.0%	433	529	27.5%	22.2%	275	510	-3.6%	85.5%
Harford	67	137	104.5%	78	109	-20.4%	39.7%	96	91	-16.5%	-5.2%
Fourth Circuit	100	155	55.0%	207	169	9.0%	-18.4%	192	148	-12.4%	-22.9%
Allegany	77	98	27.3%	131	105	7.1%	-19.8%	102	92	-12.4%	-9.8%
Garrett	8	14	75.0%	7	3	-78.6%	-57.1%	4	8	166.7%	100.0%
Washington	15	43	186.7%	69	61	41.9%	-11.6%	86	48	-21.3%	-44.2%
Fifth Circuit	220	348	58.2%	245	370	6.3%	51.0%	336	301	-18.6%	-10.4%
Anne Arundel	112	228	103.6%	102	238	4.4%	133.3%	152	182	-23.5%	19.7%
Carroll	39	73	87.2%	75	80	9.6%	6.7%	90	59	-26.3%	-34.4%
Howard	69	47	-31.9%	68	52	10.6%	-23.5%	94	60	15.4%	-36.2%
Sixth Circuit	139	230	65.5%	180	184	-20.0%	2.2%	176	209	13.6%	18.8%
Frederick	50	90	80.0%	51	84	-6.7%	64.7%	74	90	7.1%	21.6%
Montgomery	89	140	57.3%	129	100	-28.6%	-22.5%	102	119	19.0%	16.7%
Seventh Circuit	462	259	-43.9%	281	288	11.2%	2.5%	291	258	-10.4%	-11.3%
Calvert	19	22	15.8%	28	26	18.2%	-7.1%	47	22	-15.4%	-53.2%
Charles	69	58	-15.9%	52	69	19.0%	32.7%	67	57	-17.4%	-14.9%
Prince George's	336	142	-57.7%	161	152	7.0%	-5.6%	135	135	-11.2%	0.0%
St. Mary's	38	37	-2.6%	40	41	10.8%	2.5%	42	44	7.3%	4.8%
Eighth Circuit	469	490	4.5%	308	385	-21.4%	25.0%	368	451	17.1%	22.6%
Baltimore City	469	490	4.5%	308	385	-21.4%	25.0%	368	451	17.1%	22.6%
STATE TOTALS	2,281	2,437	6.8%	2,156	2,444	0.3%	13.4%	2,143	2,310	-5.5%	7.8%

Circuit Court Domestic Violence Case Activity

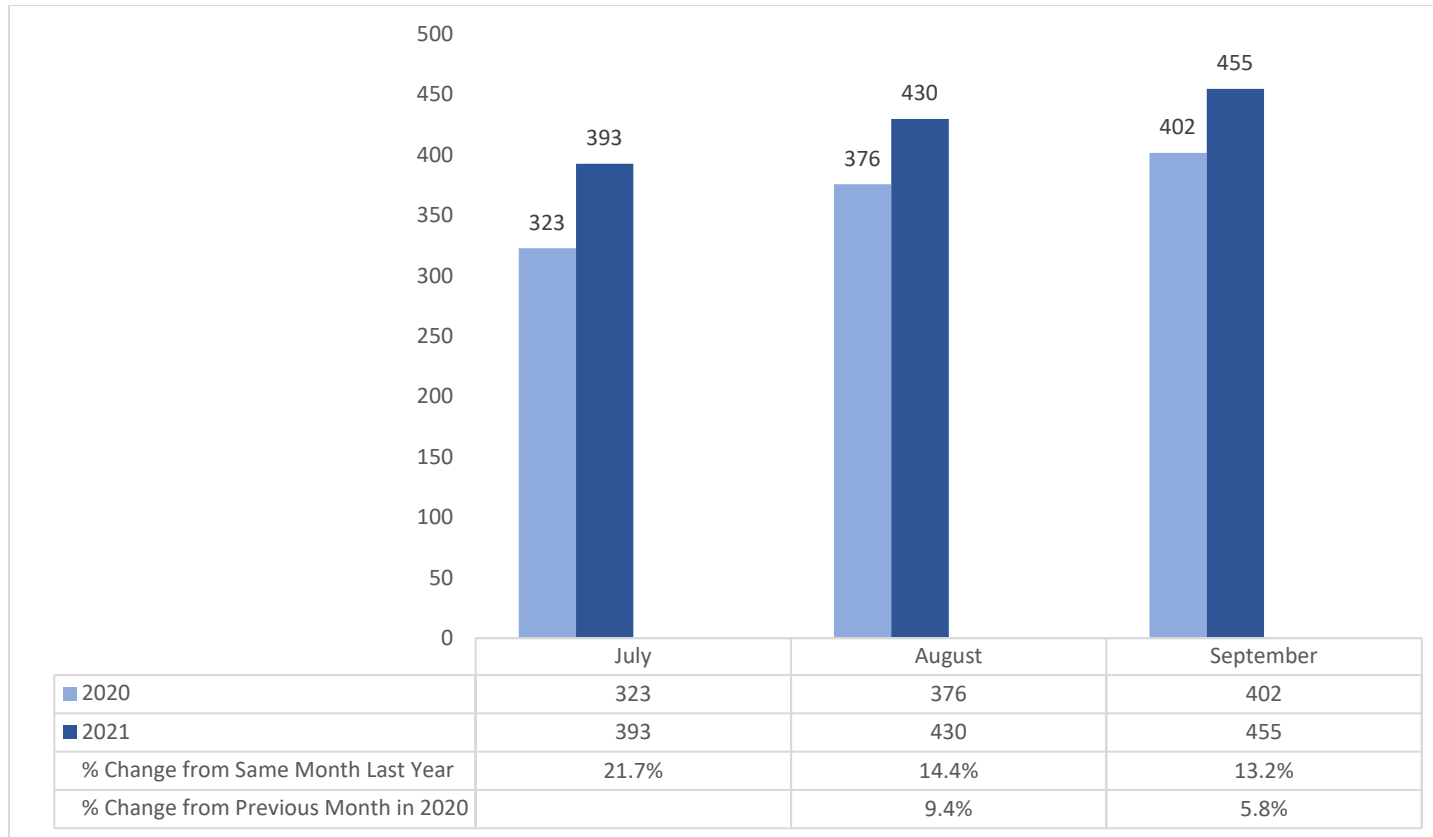
Table 7: Circuit Court Domestic Violence Original Case Filings, Protective Orders by Type*, and Hearings Held/Concluded July-September 2020 and 2021

Circuit Court Protective Orders and Cases Filed by Month and Year	July			August				September			
	2020	2021	Percent Change from Last Year: July 2020 & 2021	2020	2021	Percent Change from Previous Month: August & July 2021	Percent Change from Last Year: August 2020 & 2021	2020	2021	Percent Change from Previous Month: September & August 2021	Percent Change from Last Year: September 2020 & 2021
Domestic Violence Cases Filed	323	393	21.7%	376	430	9.4%	14.4%	402	455	5.8%	13.2%
Domestic Violence Protective Orders	681	803	17.9%	899	878	9.3%	-2.3%	1,015	939	6.9%	-7.5%
Final	293	327	11.6%	371	366	11.9%	-1.3%	414	403	10.1%	-2.7%
Temporary	388	476	22.7%	528	512	7.6%	-3.0%	601	536	4.7%	-10.8%
Domestic Violence Hearings	751	715	-4.8%	801	724	1.3%	-9.6%	837	809	11.7%	-3.3%

Source: MDEC County Circuit Courts, Montgomery County Circuit Court, Prince George's Circuit Court; and Baltimore City Civil Source Systems.

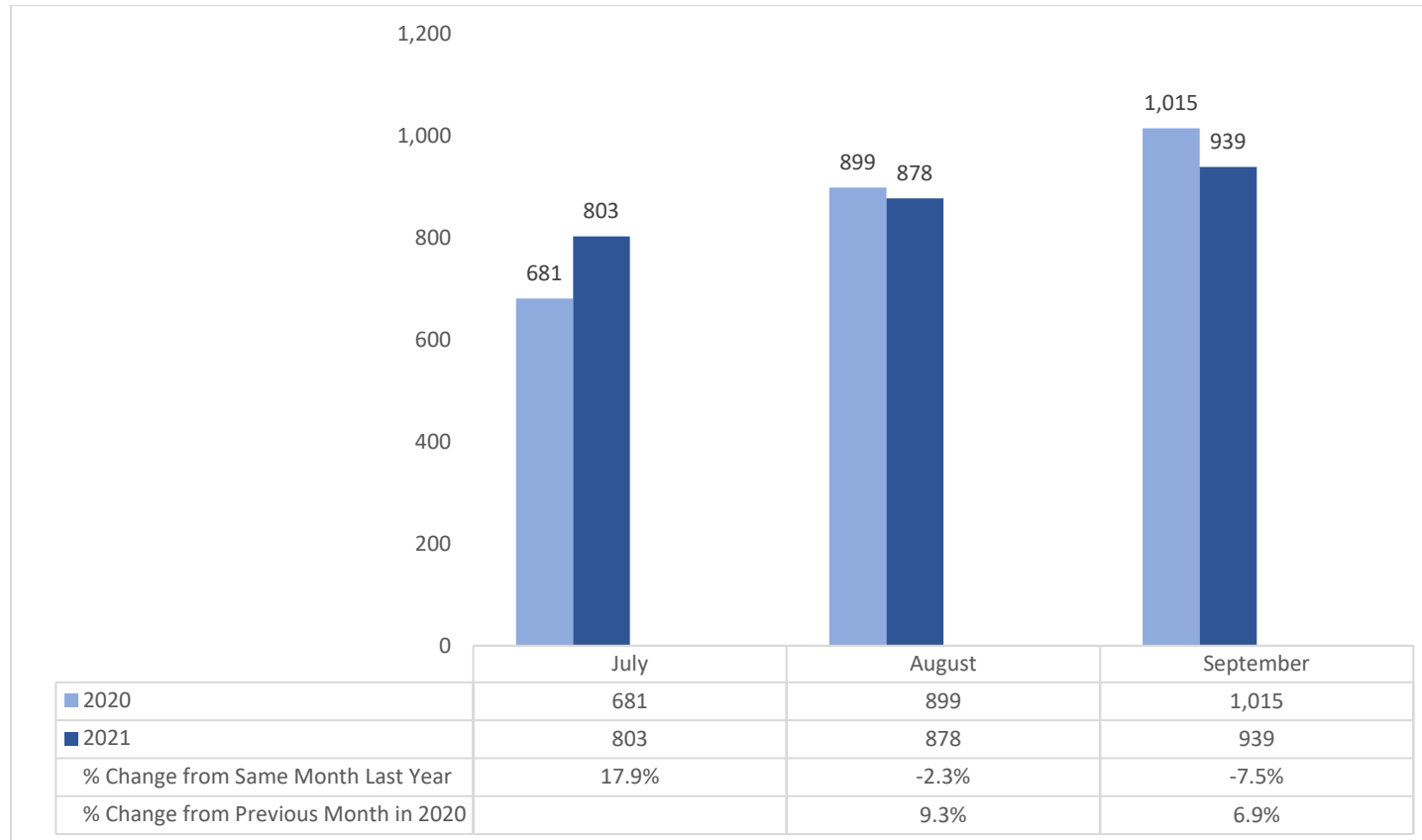
*Data reflects temporary and final domestic violence protective orders denied, dismissed, granted, extended, and rescinded.

Figure 1: Monthly Circuit Court Domestic Violence Original Case Filings for Protective Orders, 2020 and 2021



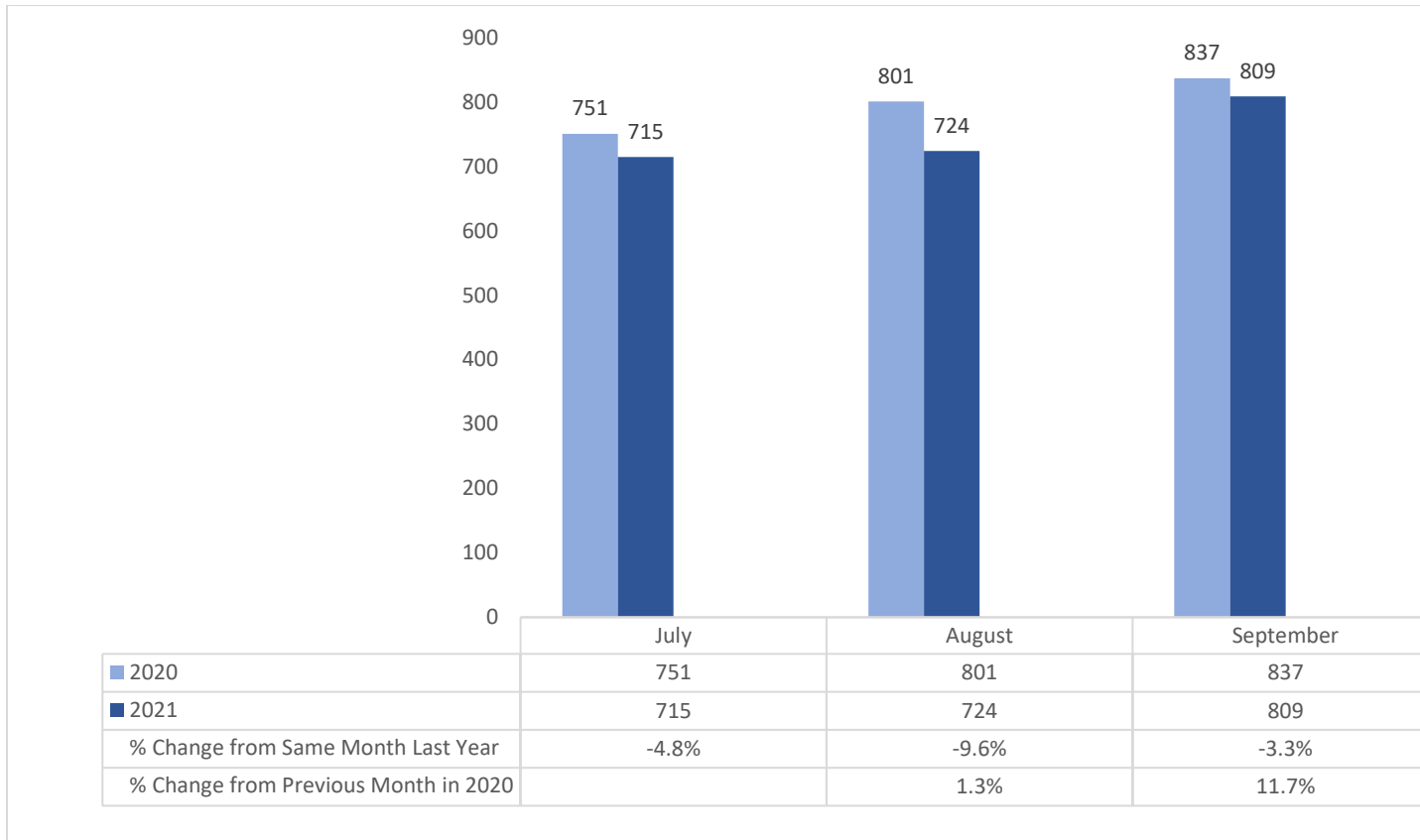
There were 1,278 domestic violence cases filed from July 2021 to September 2021. Domestic violence cases filed increased 21.7% in July 2021 (393 domestic violence cases filed) compared to July 2020 (323 domestic violence cases filed). In August 2021, there were 430 domestic violence cases filed, an increase of 14.4% from August 2020 and an increase of 9.4% from July 2021. In September 2021, there were 455 domestic violence cases filed, an increase of 13.2% from September 2020 and an increase of 5.8% from August 2021.

Figure 2: Monthly Circuit Court Protective Orders Issued, 2020 and 2021



There were 2,620 domestic violence protective orders from July 2021 to September 2021. Domestic violence protective orders increased 17.9% in July 2021 (803 domestic violence protective orders) compared to July 2020 (681 domestic violence protective orders). In August 2021, there were 878 domestic violence protective orders, a decrease of 2.3% from August 2020 and an increase of 9.3% from July 2021. In September 2021, there were 939 domestic violence protective orders, a decrease of 7.5% from September 2020 and an increase of 6.9% from August 2021.

Figure 3: Monthly Circuit Court Domestic Violence Hearings Held/Concluded, 2020 and 2021



There were 2,248 domestic violence hearings from July 2021 to September 2021. Domestic violence hearings declined 4.8% in July 2021 (715 domestic violence hearings) compared to July 2020 (751 domestic violence hearings). In August 2021, there were 724 domestic violence hearings, a decrease of 9.6% from August 2020 and an increase of 1.3% from July 2021. In September 2021, there were 809 domestic violence hearings, a decrease of 3.3% from September 2020 and an increase of 11.7% from August 2021.

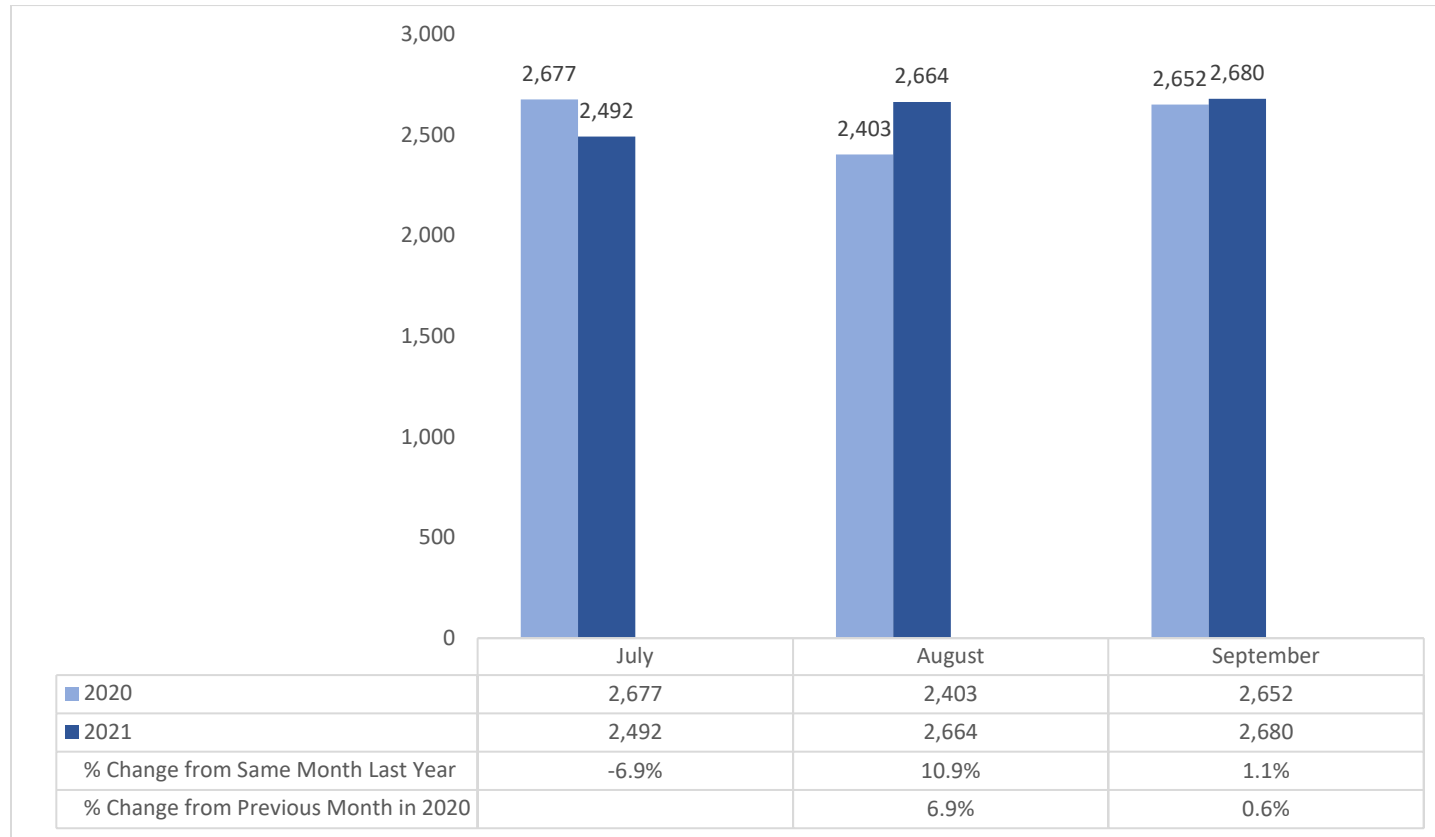
Circuit Court Civil Case Activity

Table 8: Circuit Court Original Civil Case Filings and Hearings Held/Concluded July-September 2020 and 2021

Circuit Court Civil Case Activity	July			August				September			
	2020	2021	Percent Change from Last Year: July 2020 & 2021	2020	2021	Percent Change from Previous Month: August & July 2021	Percent Change from Last Year: August 2020 & 2021	2020	2021	Percent Change from Previous Month: September & August 2021	Percent Change from Last Year: September 2020 & 2021
Total Civil Original Filings	2,677	2,492	-6.9%	2,403	2,664	6.9%	10.9%	2,652	2,680	0.6%	1.1%
Highlight Case Type: Foreclosure (Non-Commercial)	260	88	-66.2%	192	218	147.7%	13.5%	307	420	92.7%	36.8%
All Other Civil Case Filings	2,417	2,404	-0.5%	2,211	2,446	1.7%	10.6%	2,345	2,260	-7.6%	-3.6%
All Civil Hearings	1,203	1,782	48.1%	1,551	1,723	-3.3%	11.1%	1,673	1,744	1.2%	4.2%

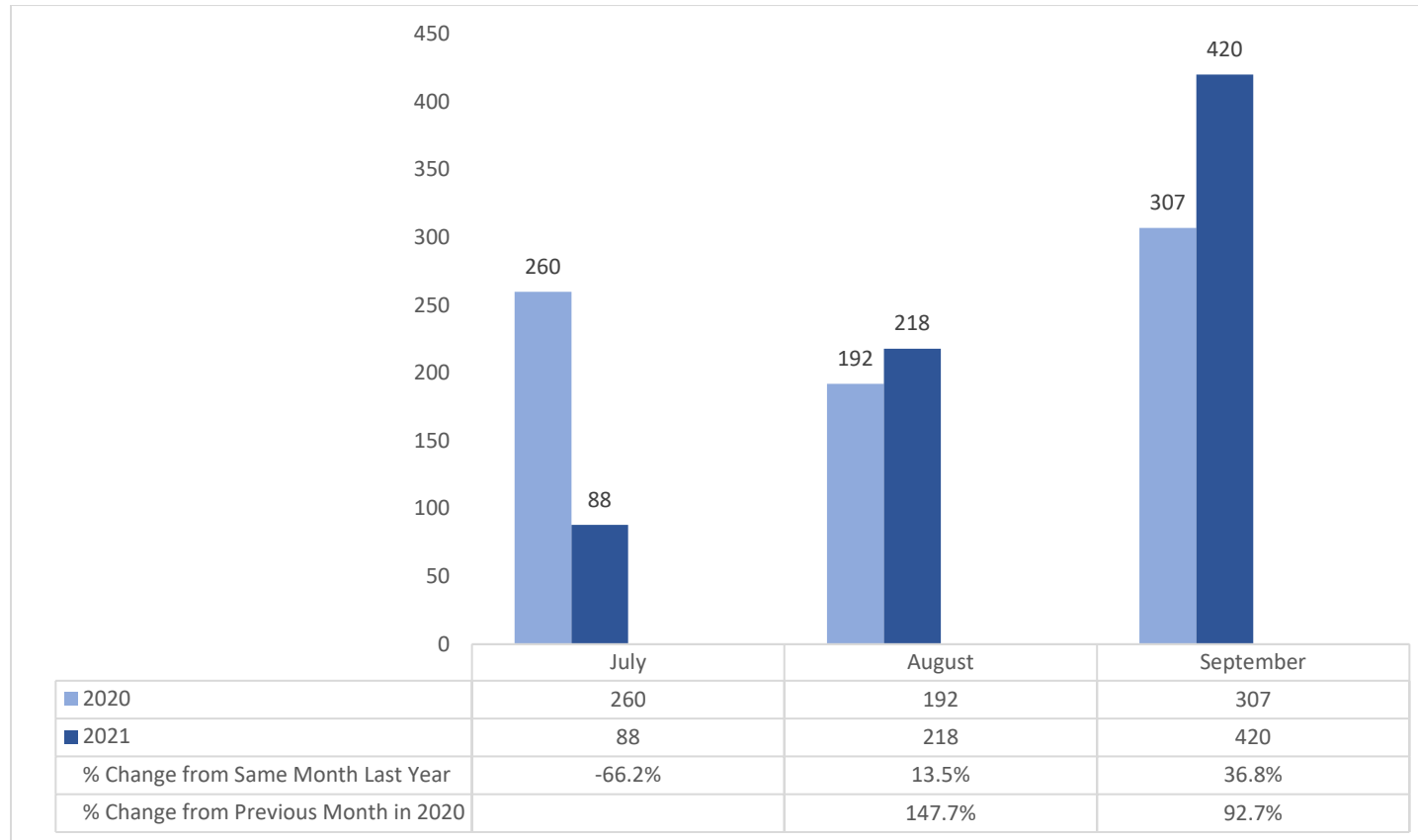
Source: MDEC County Circuit Courts, Montgomery County Circuit Court, Prince George's Circuit Court; and Baltimore City Civil Source Systems.

Figure 4: Monthly Circuit Court Original Case Filings — Case Category: Civil, 2020 and 2021



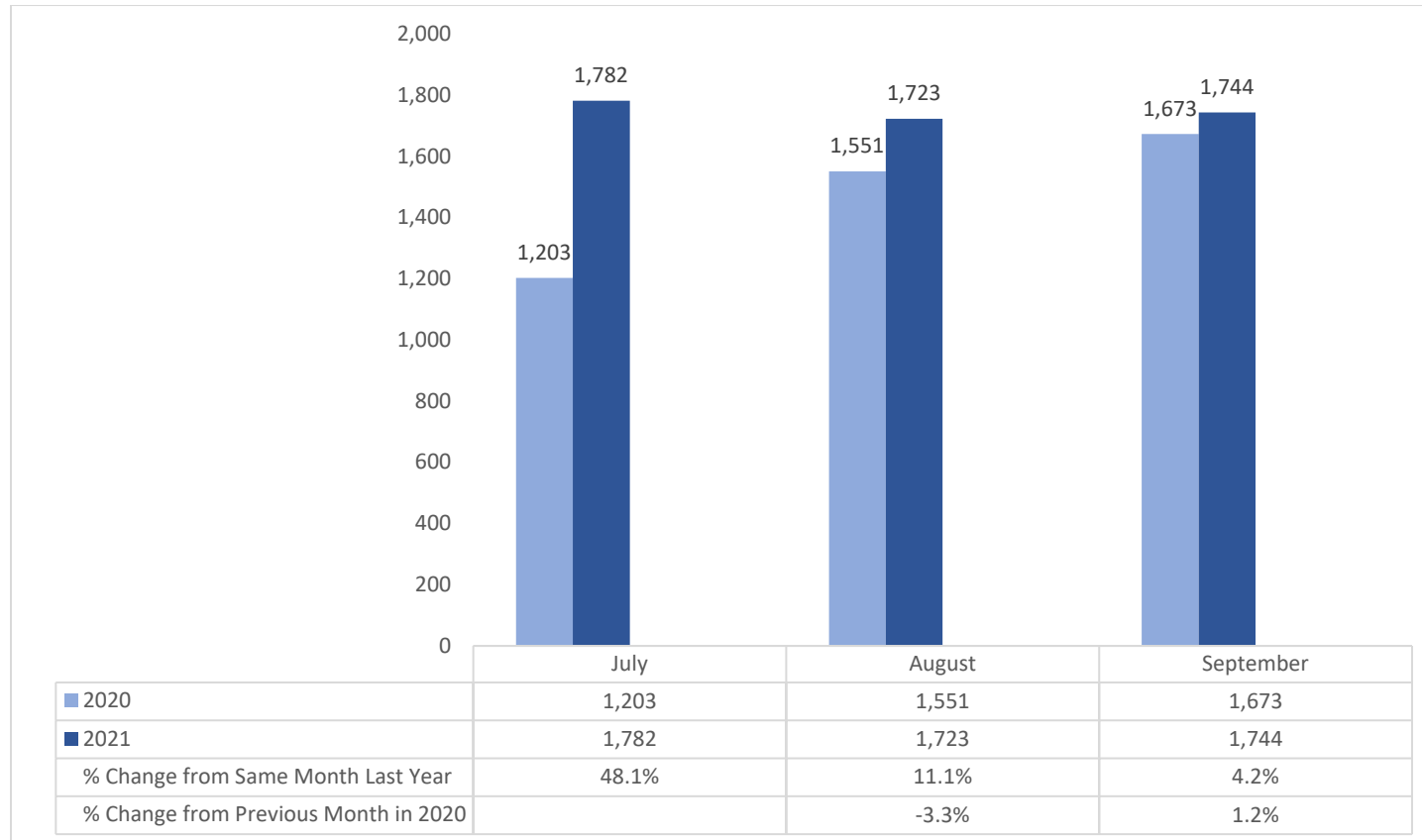
There were 7,836 civil original filings from July 2021 to September 2021. Civil original filings declined 6.9% in July 2021 (2,492 civil original filings) compared to July 2020 (2,677 civil original filings). In August 2021, there were 2,664 civil original filings, an increase of 10.9% from August 2020 and an increase of 6.9% from July 2021. In September 2021, there were 2,680 civil original filings, an increase of 1.1% from September 2020 and an increase of 0.6% from August 2021.

Figure 5: Monthly Circuit Court Original Case Filings — Case Type: Foreclosure (Non-Commercial), 2020 and 2021



There were 726 foreclosure (non-commercial) filings from July 2021 to September 2021. Foreclosure (non-commercial) filings declined 66.2% in July 2021 (88 foreclosure (non-commercial) filings) compared to July 2020 (260 foreclosure (non-commercial) filings). In August 2021, there were 218 foreclosure (non-commercial) filings, an increase of 13.5% from August 2020 and an increase of 147.7% from July 2021. In September 2021, there were 420 foreclosure (non-commercial) filings, an increase of 36.8% from September 2020 and an increase of 92.7% from August 2021.

Figure 6: Monthly Circuit Court Civil Hearings Held/Concluded, 2020 and 2021



There were 5,249 civil hearings from July 2021 to September 2021. Civil hearings increased 48.1% in July 2021 (1,782 civil hearings) compared to July 2020 (1,203 civil hearings). In August 2021, there were 1,723 civil hearings, an increase of 11.1% from August 2020 and a decrease of 3.3% from July 2021. In September 2021, there were 1,744 civil hearings, an increase of 4.2% from September 2020 and an increase of 1.2% from August 2021.

Circuit Court Civil-Family Case Activity

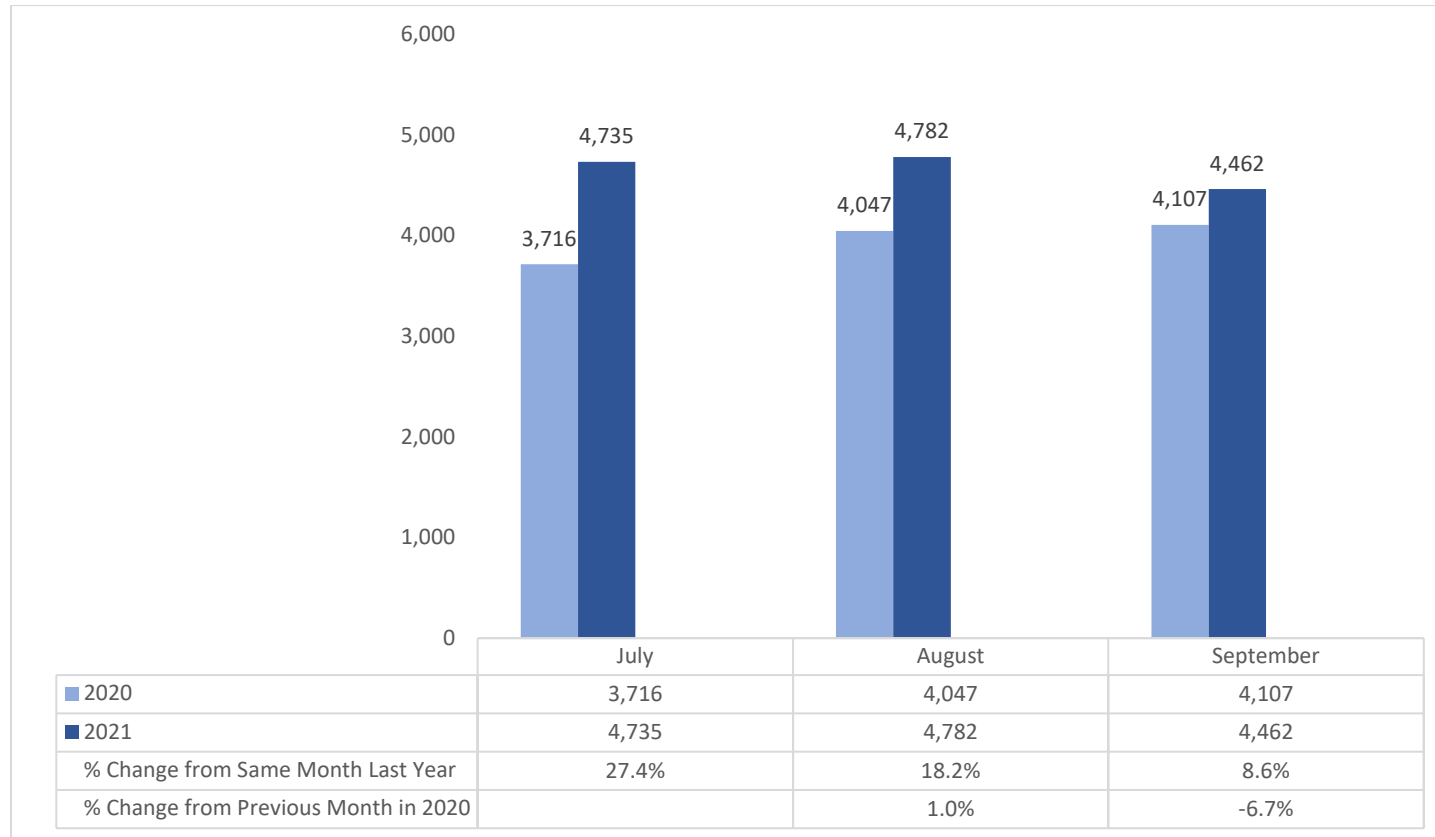
Table 9: Circuit Court Civil-Family Original Case Filings, Hearings Held/Concluded, July-September 2020 and 2021

Circuit Court Civil-Family Case Activity	July			August				September			
	2020	2021	Percent Change from Last Year: July 2020 & 2021	2020	2021	Percent Change from Previous Month: August & July 2021	Percent Change from Last Year: August 2020 & 2021	2020	2021	Percent Change from Previous Month: September & August 2021	Percent Change from Last Year: September 2020 & 2021
Total Civil-Family Original Filings*	3,716	4,735	27.4%	4,047	4,782	1.0%	18.2%	4,107	4,462	-6.7%	8.6%
Highlight Case Type-Child Custody (Versus) Filings	774	1,046	35.1%	901	1,143	9.3%	26.9%	876	1,081	-5.4%	23.4%
Highlight Case Type - Child Support (Agency) Filings	140	413	195.0%	242	379	-8.2%	56.6%	242	359	-5.3%	48.3%
Highlight Case Type: Divorce (Absolute) Filings	1,679	1,884	12.2%	1,694	1,841	-2.3%	8.7%	1,748	1,664	-9.6%	-4.8%
Highlight Case Type: Divorce (Limited) Filings	119	115	-3.4%	117	109	-5.2%	-6.8%	117	116	6.4%	-0.9%
All Other Civil-Family Filings	1,004	1,277	27.2%	1,093	1,310	2.6%	19.9%	1,124	1,242	-5.2%	10.5%
Total Civil-Family Hearings*	6,982	6,518	-6.6%	7,428	6,860	5.2%	-7.6%	9,878	6,870	0.1%	-30.5%
Highlight Hearing: Contested Divorce	118	267	126.3%	157	269	0.7%	71.3%	222	239	-11.2%	7.7%
Highlight Hearing: Uncontested Divorce	822	985	19.8%	894	1,095	11.2%	22.5%	1,182	965	-11.9%	-18.4%
All Other Civil Family Hearings	6,042	5,266	-12.8%	6,377	5,496	4.4%	-13.8%	8,474	5,666	3.1%	-33.1%

Source: MDEC County Circuit Courts, Montgomery County Circuit Court, Prince George's Circuit Court; and Baltimore City Criminal Source Systems.

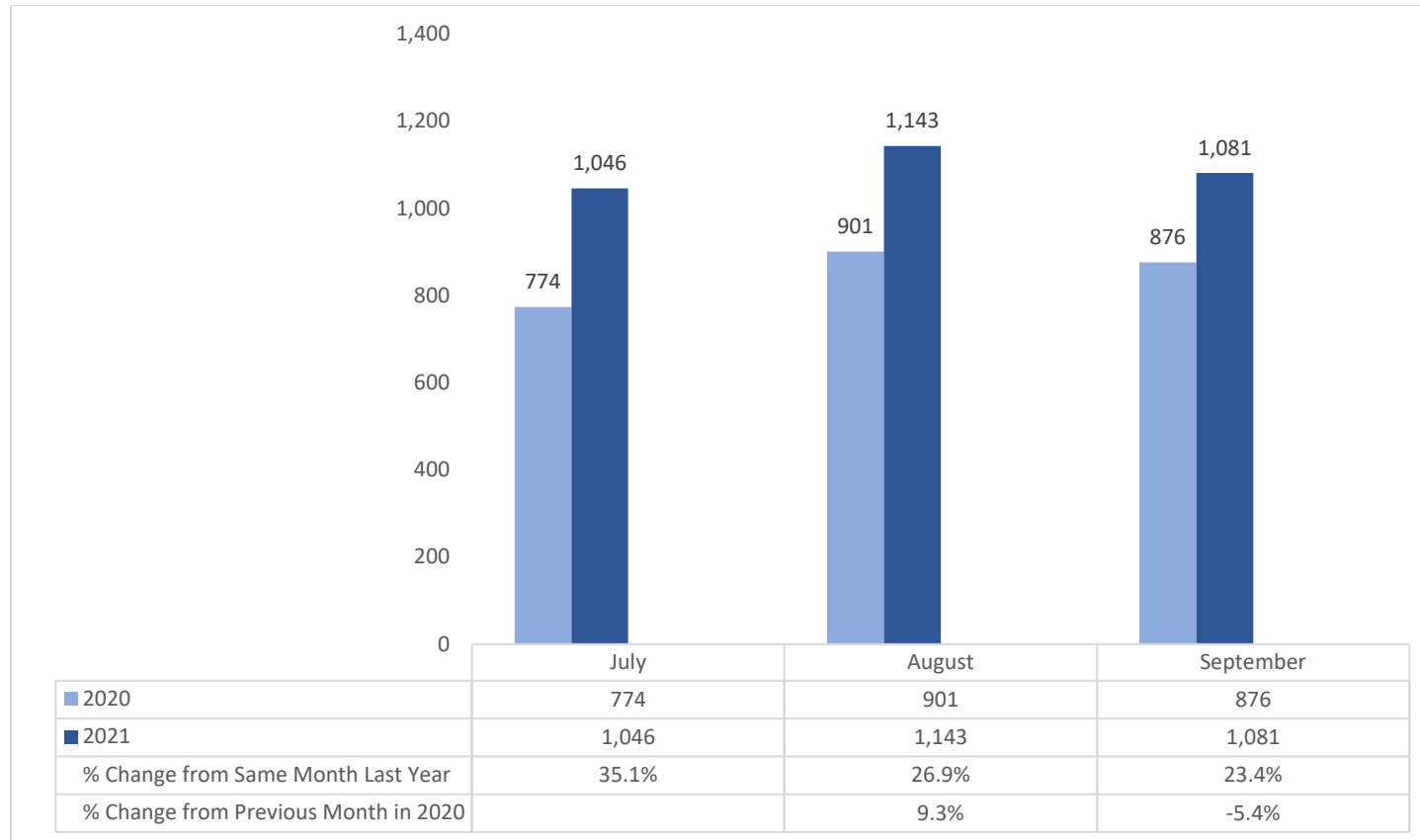
*Includes domestic violence case types and hearings

Figure 7: Monthly Circuit Court Original Case Filings — Case Category: Civil-Family, 2020 and 2021



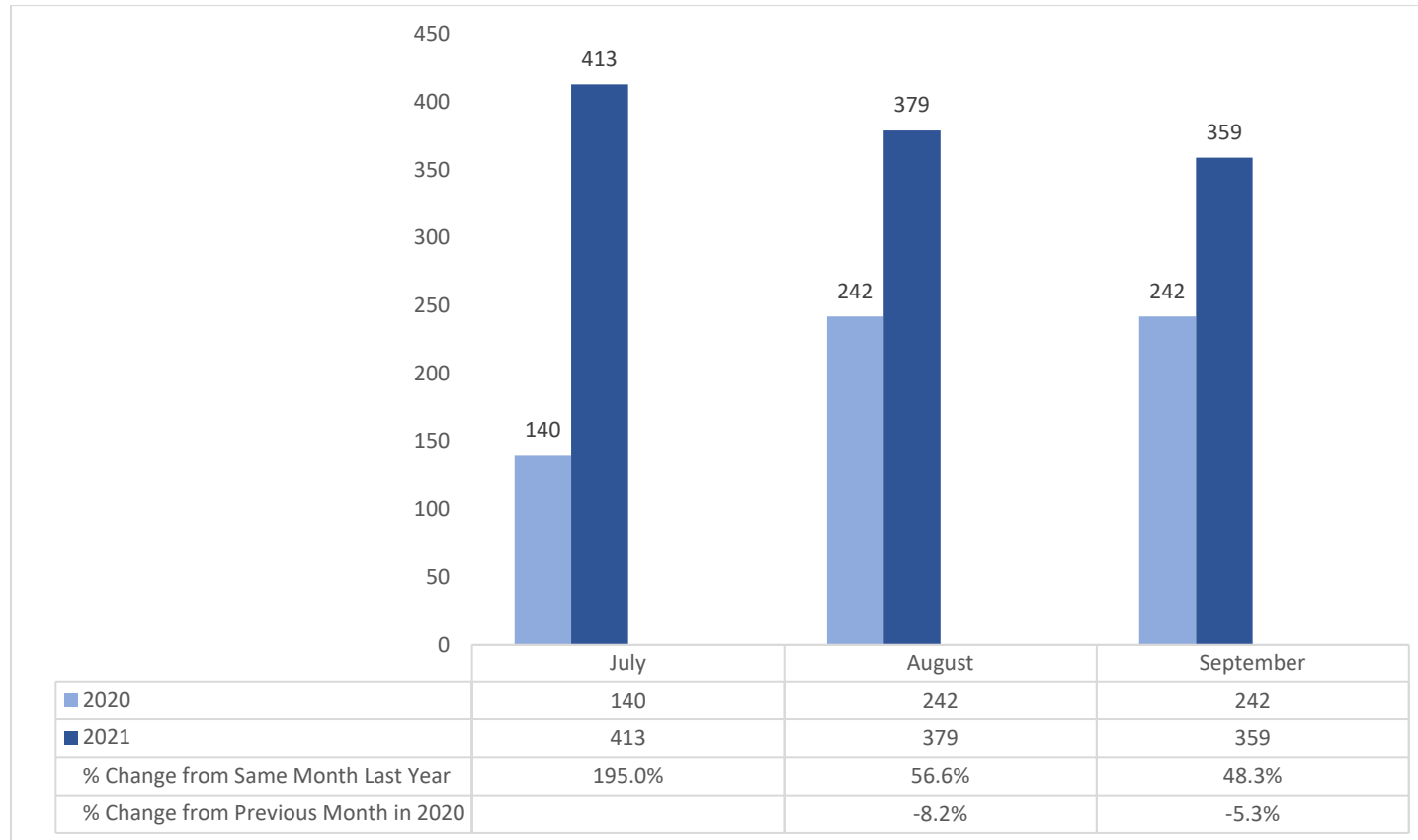
There were 13,979 circuit court family original case filings from July 2021 to September 2021. Circuit court family original case filings increased 27.4% in July 2021 (4,735 circuit court family original case filings) compared to July 2020 (3,716 circuit court family original case filings). In August 2021, there were 4,782 circuit court family original case filings, an increase of 18.2% from August 2020 and an increase of 1.0% from July 2021. In September 2021, there were 4,462 circuit court family original case filings, an increase of 8.6% from September 2020 and a decrease of 6.7% from August 2021.

Figure 8: Monthly Circuit Court Original Case Filings — Case Type: Child Custody (Versus), 2020 and 2021



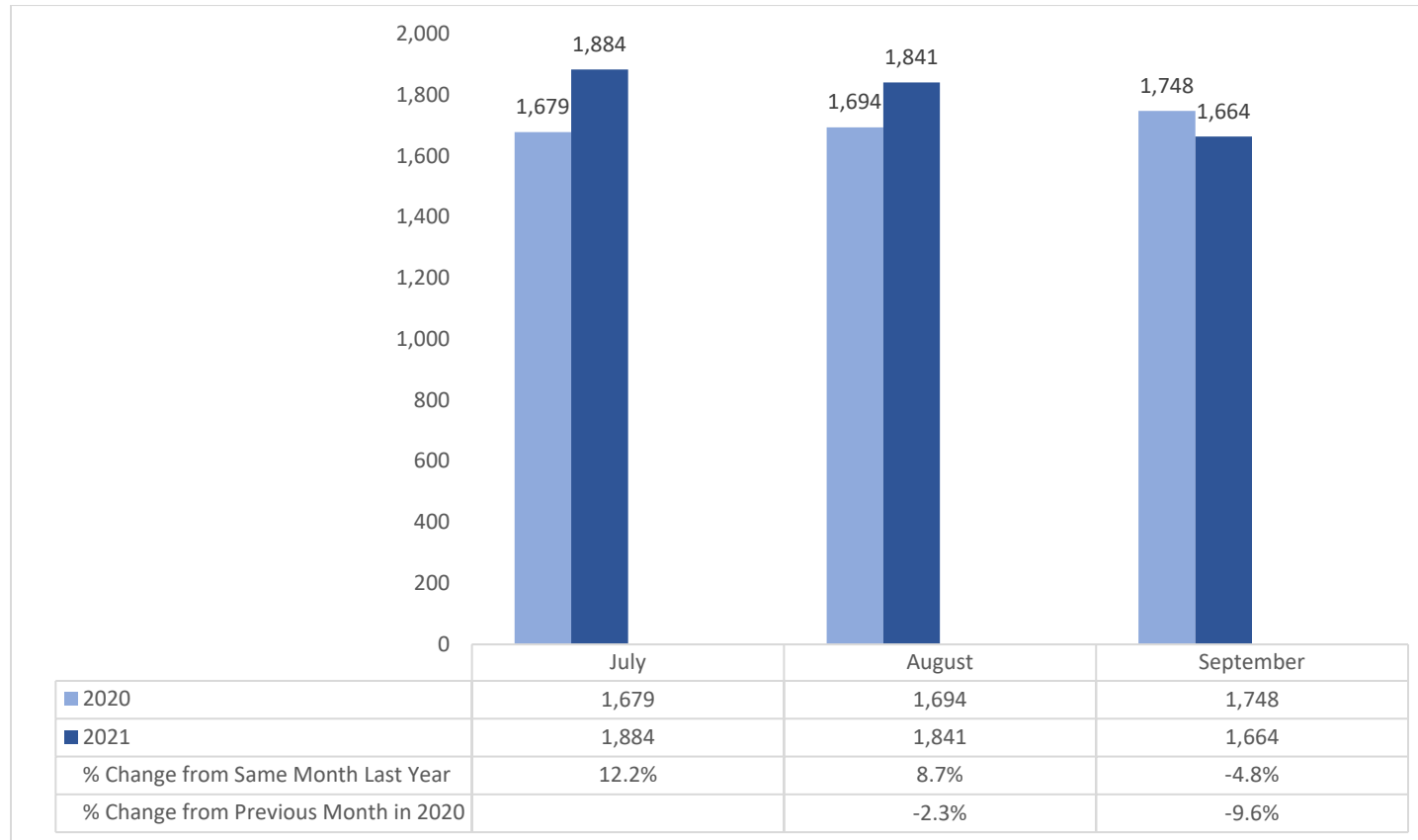
There were 3,270 circuit court child custody (versus) original case filings from July 2021 to September 2021. Circuit court child custody (versus) original case filings increased 35.1% in July 2021 (1,046 circuit court child custody (versus) original case filings) compared to July 2020 (774 circuit court child custody (versus) original case filings). In August 2021, there were 1,143 circuit court child custody (versus) original case filings, an increase of 26.9% from August 2020 and an increase of 9.3% from July 2021. In September 2021, there were 1,081 circuit court child custody (versus) original case filings, an increase of 23.4% from September 2020 and a decrease of 5.4% from August 2021.

Figure 9: Monthly Circuit Court Original Case Filings — Case Type: Child Support (Agency), 2020 and 2021



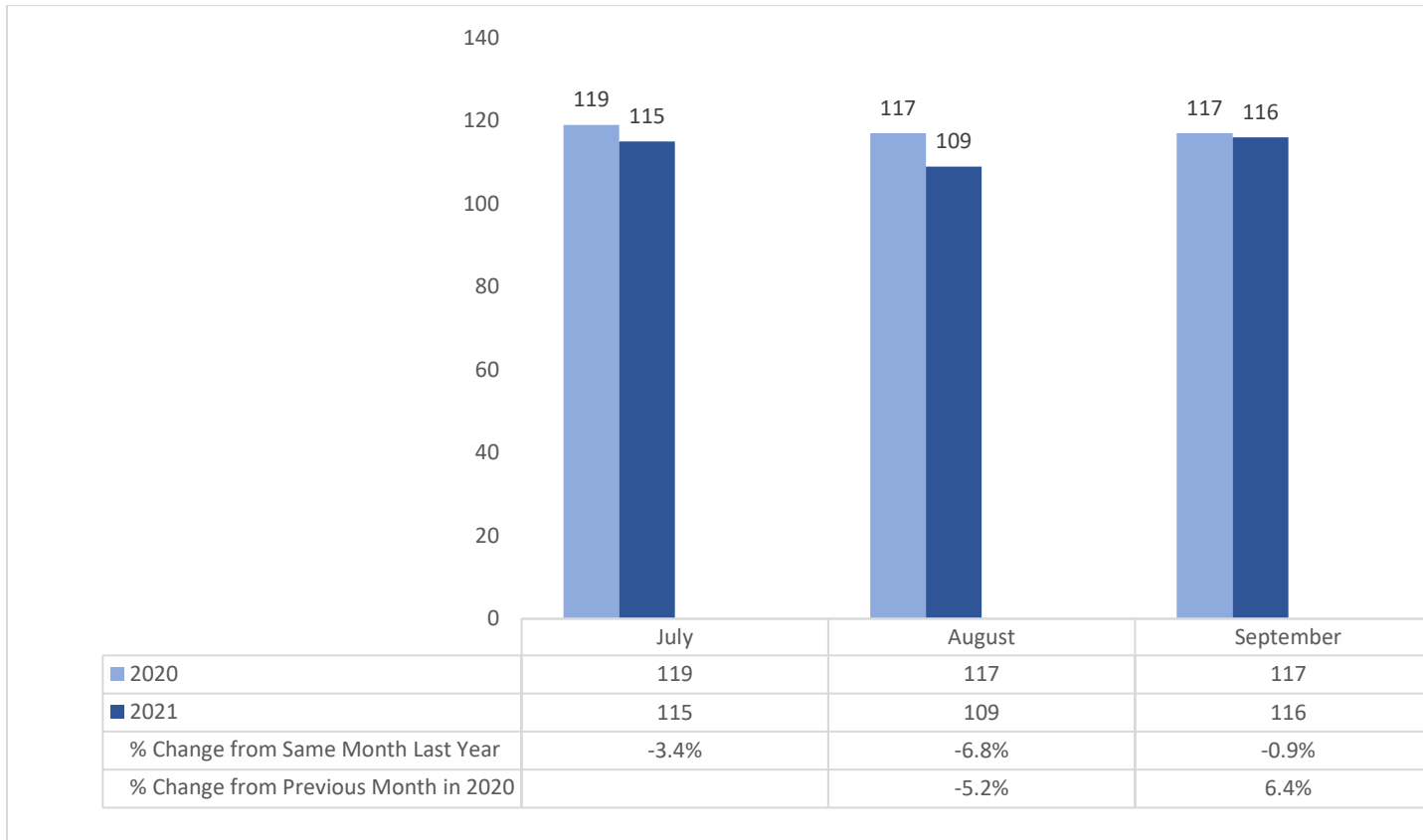
There were 1,151 circuit court child support (agency) original case filings from July 2021 to September 2021. Circuit court child support (agency) original case filings increased 195.0% in July 2021 (413 circuit court child support (agency) original case filings) compared to July 2020 (140 circuit court child support (agency) original case filings). In August 2021, there were 379 circuit court child support (agency) original case filings, an increase of 56.6% from August 2020 and a decrease of 8.2% from July 2021. In September 2021, there were 359 circuit court child support (agency) original case filings, an increase of 48.3% from September 2020 and a decrease of 5.3% from August 2021.

Figure 10: Monthly Circuit Court Original Case Filings — Case Type: Divorce (Absolute), 2020 and 2021



There were 5,389 circuit court divorce (absolute) original case filings from July 2021 to September 2021. Circuit court divorce (absolute) original case filings increased 12.2% in July 2021 (1,884 circuit court divorce (absolute) original case filings) compared to July 2020 (1,679 circuit court divorce (absolute) original case filings). In August 2021, there were 1,841 circuit court divorce (absolute) original case filings, an increase of 8.7% from August 2020 and a decrease of 2.3% from July 2021. In September 2021, there were 1,664 circuit court divorce (absolute) original case filings, a decrease of 4.8% from September 2020 and a decrease of 9.6% from August 2021.

Figure 11: Monthly Circuit Court Original Case Filings — Case Type: Divorce (Limited), 2020 and 2021



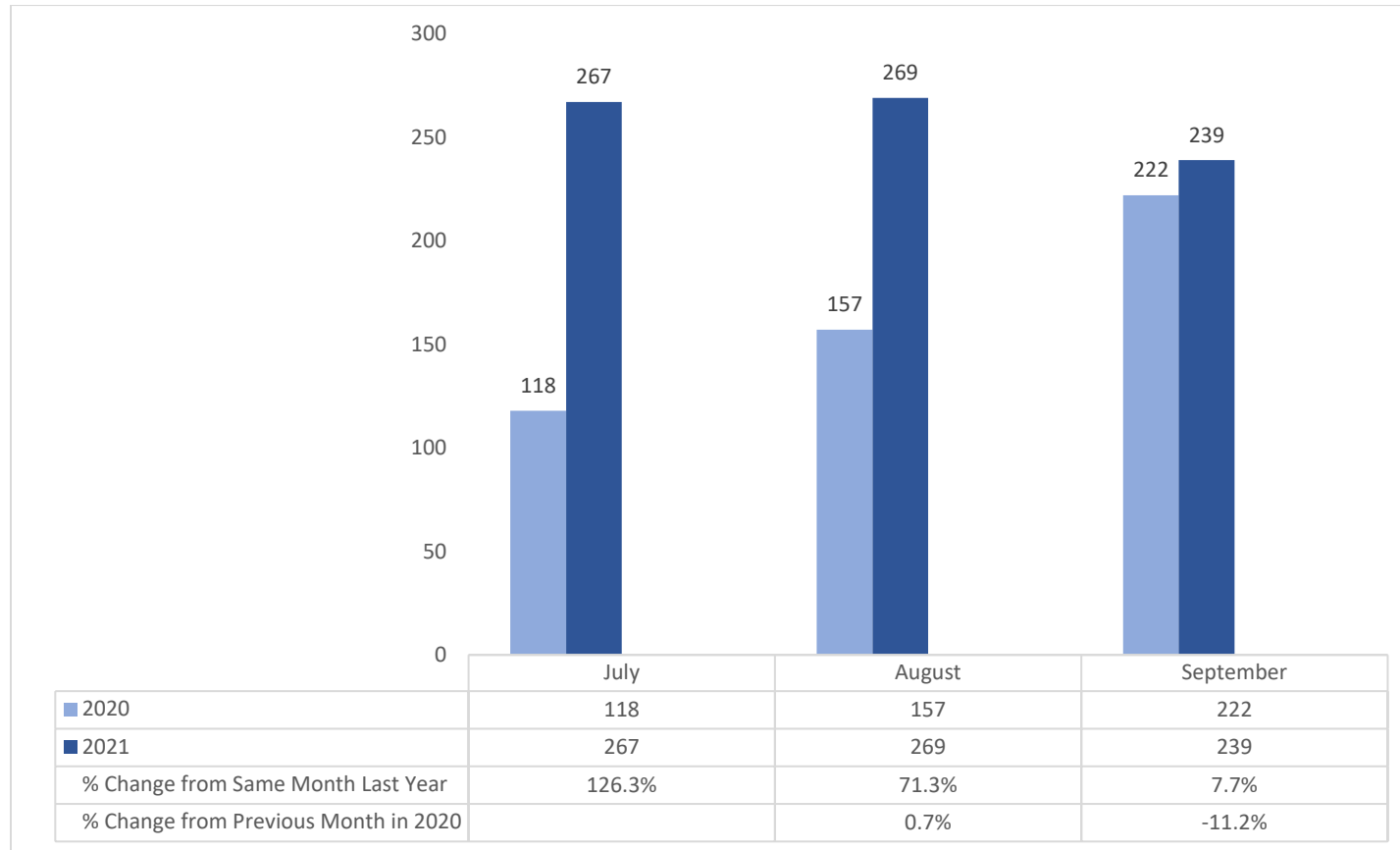
There were 340 circuit court divorce (limited) original case filings from July 2021 to September 2021. Circuit court divorce (limited) original case filings declined 3.4% in July 2021 (115 circuit court divorce (limited) original case filings) compared to July 2020 (119 circuit court divorce (limited) original case filings). In August 2021, there were 109 circuit court divorce (limited) original case filings, a decrease of 6.8% from August 2020 and a decrease of 5.2% from July 2021. In September 2021, there were 116 circuit court divorce (limited) original case filings, a decrease of 0.9% from September 2020 and an increase of 6.4% from August 2021.

Figure 12: Monthly Circuit Court Civil-Family Hearings Held/Concluded, 2020 and 2021



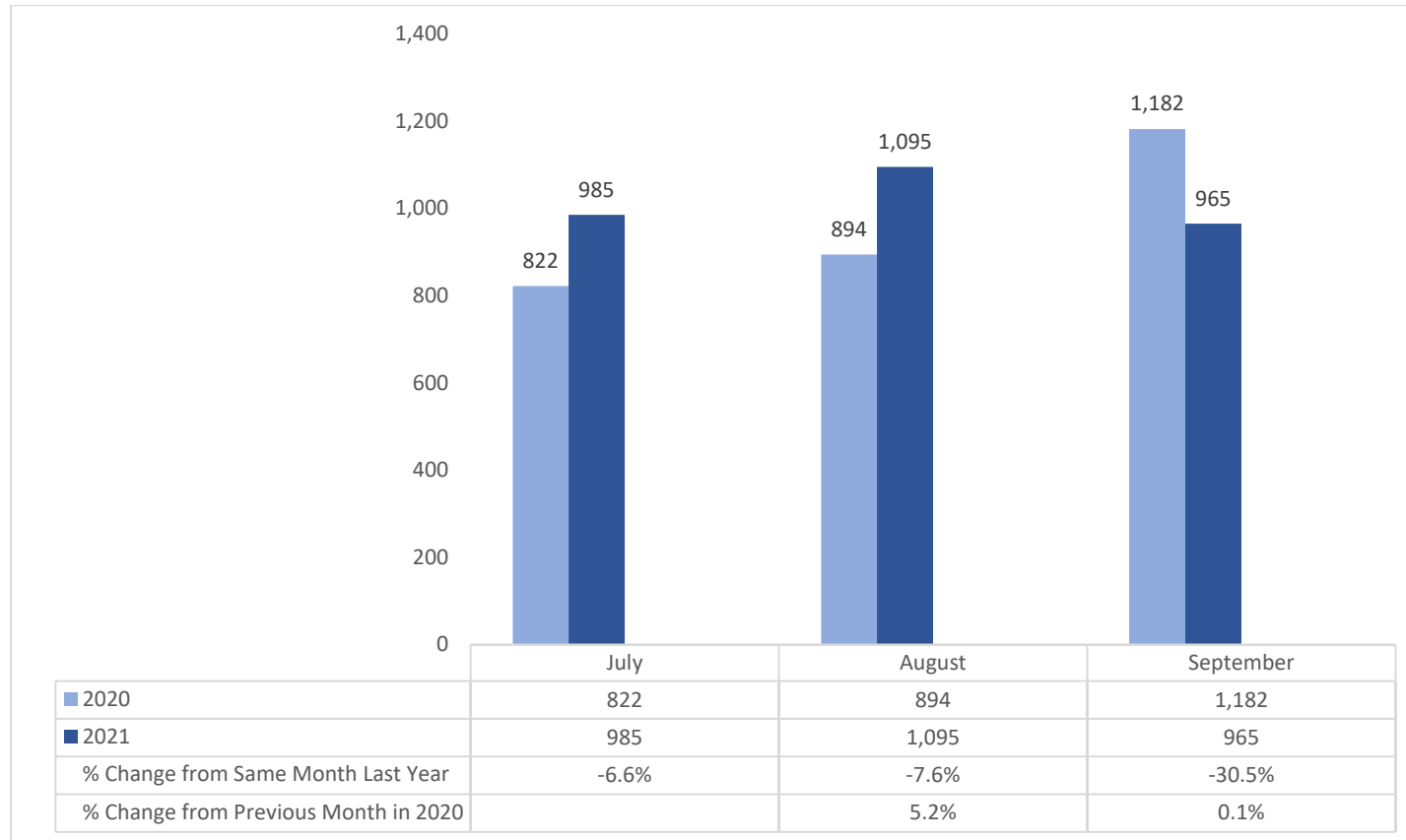
There were 20,248 circuit court civil-family hearings held/concluded from July 2021 to September 2021. Circuit court civil-family hearings held/concluded declined 6.6% in July 2021 (6,518 circuit court civil-family hearings held/concluded) compared to July 2020 (6,982 circuit court civil-family hearings held/concluded). In August 2021, there were 6,860 circuit court civil-family hearings held/concluded, a decrease of 7.6% from August 2020 and an increase of 5.2% from July 2021. In September 2021, there were 6,870 circuit court civil-family hearings held/concluded, a decrease of 30.5% from September 2020 and an increase of 0.1% from August 2021.

Figure 13: Monthly Circuit Court Divorce Hearings Held/Concluded — Contested, 2020 and 2021



There were 775 circuit court contested divorce hearings held/concluded from July 2021 to September 2021. Circuit court contested divorce hearings held/concluded increased 126.3% in July 2021 (267 circuit court contested divorce hearings held/concluded) compared to July 2020 (118 circuit court contested divorce hearings held/concluded). In August 2021, there were 269 circuit court contested divorce hearings held/concluded, an increase of 71.3% from August 2020 and an increase of 0.7% from July 2021. In September 2021, there were 239 circuit court contested divorce hearings held/concluded, an increase of 7.7% from September 2020 and a decrease of 11.2% from August 2021.

Figure 14: Monthly Circuit Court Divorce Hearings Held/Concluded — Uncontested, 2020 and 2021



There were 3,045 circuit court uncontested divorce hearings held/concluded from July 2021 to September 2021. Circuit court uncontested divorce hearings held/concluded increased 19.8% in July 2021 (985 circuit court uncontested divorce hearings held/concluded) compared to July 2020 (822 circuit court uncontested divorce hearings held/concluded). In August 2021, there were 1,095 circuit court uncontested divorce hearings held/concluded, an increase of 22.5% from August 2020 and an increase of 11.2% from July 2021. In September 2021, there were 965 circuit court uncontested divorce hearings held/concluded, a decrease of 18.4% from September 2020 and a decrease of 11.9% from August 2021.

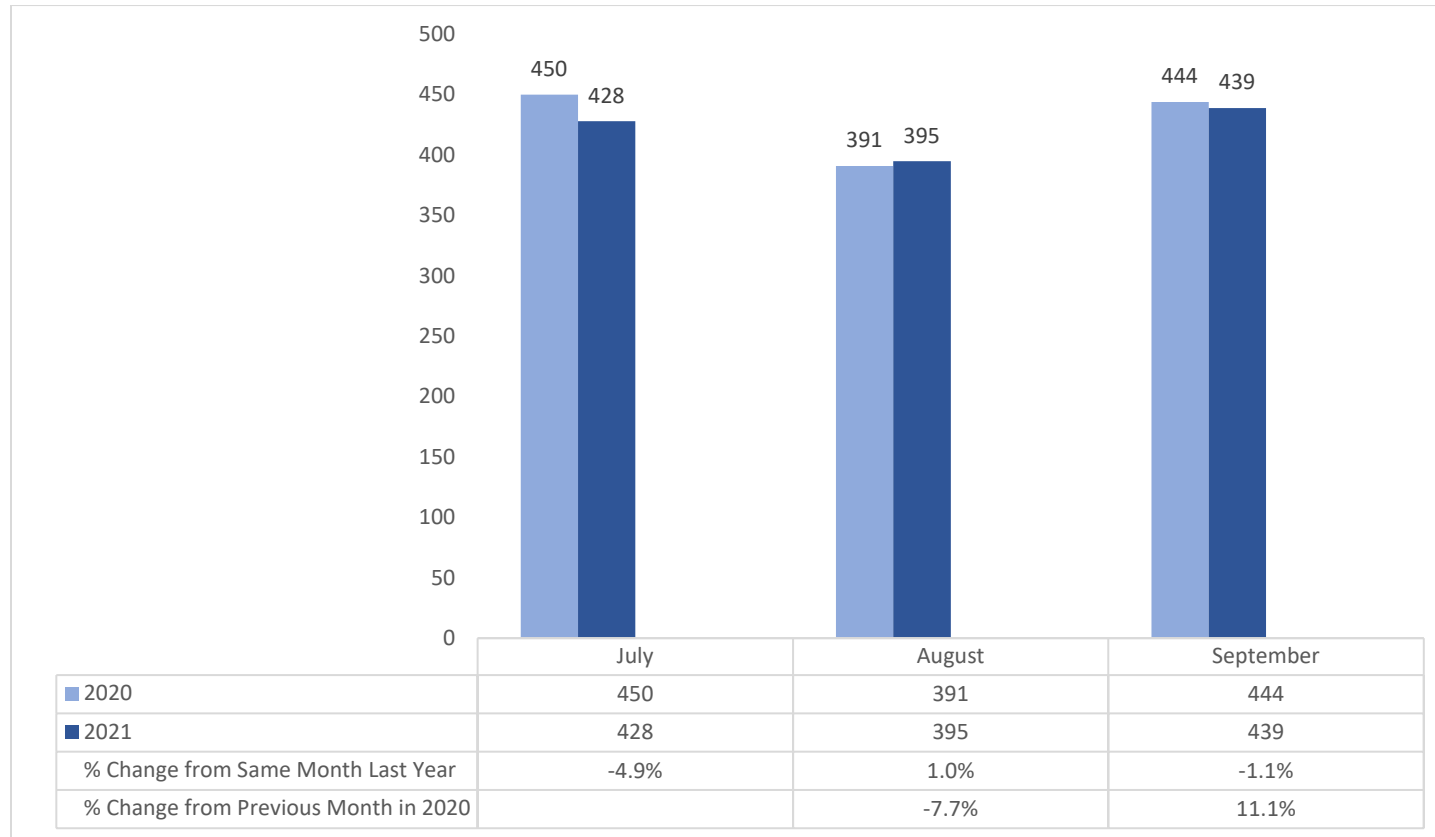
Circuit Court Juvenile Case Activity

Table 10: Circuit Court Juvenile Original Case Filings, Hearings Held/Concluded, July-September 2020 and 2021

Circuit Court Juvenile Case Activity	July			August				September			
	2020	2021	Percent Change from Last Year: July 2020 & 2021	2020	2021	Percent Change from Previous Month: August & July 2021	Percent Change from Last Year: August 2020 & 2021	2020	2021	Percent Change from Previous Month: September & August 2021	Percent Change from Last Year: September 2020 & 2021
Total Juvenile Original Filings	450	428	-4.9%	391	395	-7.7%	1.0%	444	439	11.1%	-1.1%
Total Juvenile Hearings	5,348	4,289	-19.8%	5,294	4,232	-1.3%	-20.1%	5,061	4,072	-3.8%	-19.5%
Highlight Hearing: Child in Need of Assistance Hearings	2,740	2,245	-18.1%	2,652	2,277	1.4%	-14.1%	2,516	2,262	-0.7%	-10.1%
All Other Juvenile Hearings	2,608	2,044	-21.6%	2,642	1,955	-4.4%	-26.0%	2,545	1,810	-7.4%	-28.9%

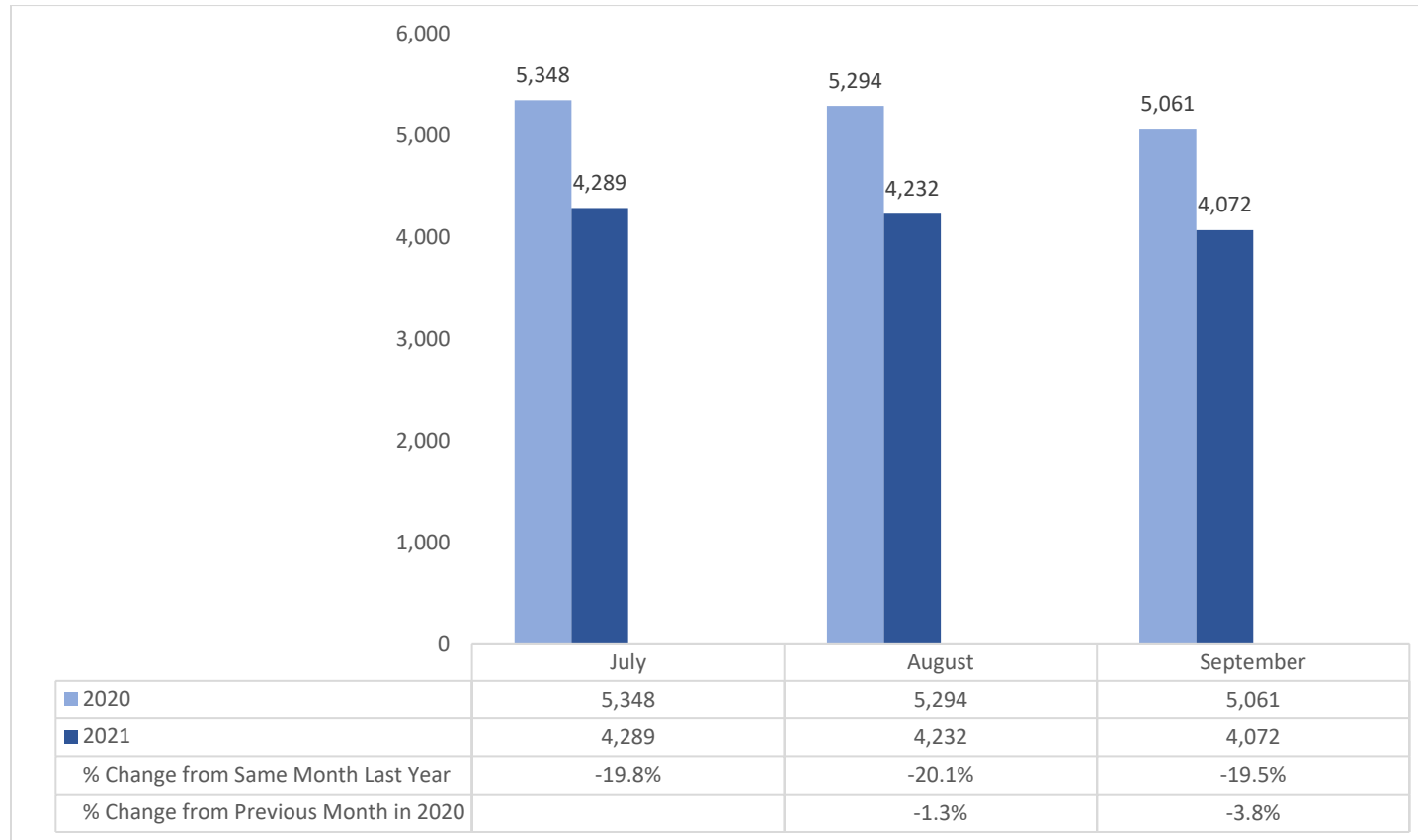
Source: MDEC County Circuit Courts, Montgomery County Circuit Court, Prince George's Circuit Court; and Baltimore City Juvenile Source Systems.

Figure 15: Monthly Circuit Court Original Case Filings — Case Category: Juvenile, 2020 and 2021



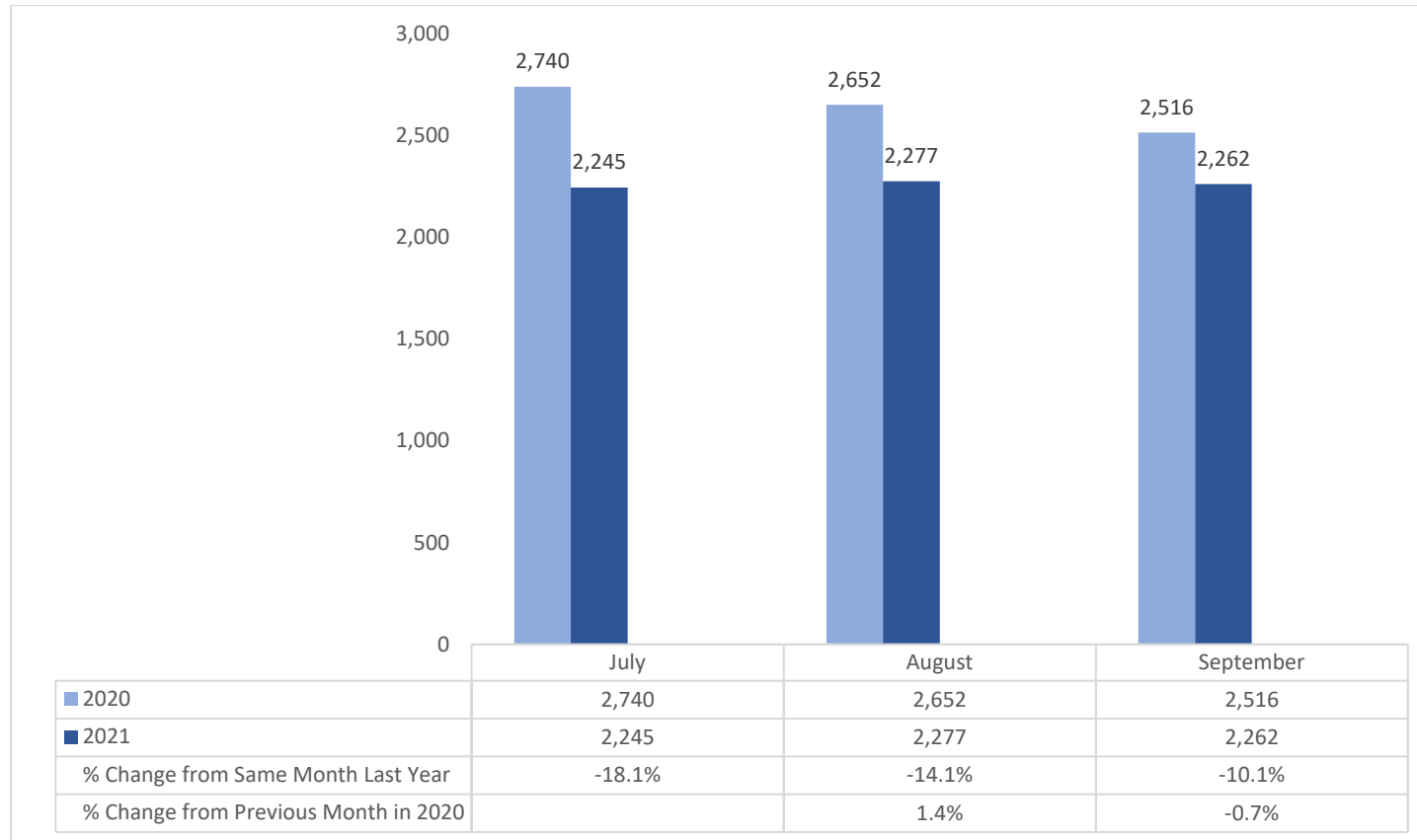
There were 1,262 circuit court original juvenile case filings from July 2021 to September 2021. Circuit court original juvenile case filings declined 4.9% in July 2021 (428 circuit court original juvenile case filings) compared to July 2020 (450 circuit court original juvenile case filings). In August 2021, there were 395 circuit court original juvenile case filings, an increase of 1.0% from August 2020 and a decrease of 7.7% from July 2021. In September 2021, there were 439 circuit court original juvenile case filings, a decrease of 1.1% from September 2020 and an increase of 11.1% from August 2021.

Figure 16: Monthly Circuit Court Juvenile Hearings Held/Concluded, 2020 and 2021



There were 12,593 circuit court juvenile hearings held/concluded from July 2021 to September 2021. Circuit court juvenile hearings held/concluded declined 19.8% in July 2021 (4,289 circuit court juvenile hearings held/concluded) compared to July 2020 (5,348 circuit court juvenile hearings held/concluded). In August 2021, there were 4,232 circuit court juvenile hearings held/concluded, a decrease of 20.1% from August 2020 and a decrease of 1.3% from July 2021. In September 2021, there were 4,072 circuit court juvenile hearings held/concluded, a decrease of 19.5% from September 2020 and a decrease of 3.8% from August 2021.

Figure 17: Monthly Circuit Court Child in Need of Assistance (CINA) Hearings Held/Concluded 2020 and 2021



There were 6,784 circuit court CINA hearings held/concluded from July 2021 to September 2021. Circuit court CINA hearings held/concluded declined 18.1% in July 2021 (2,245 circuit court CINA hearings held/concluded) compared to July 2020 (2,740 circuit court CINA hearings held/concluded). In August 2021, there were 2,277 circuit court CINA hearings held/concluded, a decrease of 14.1% from August 2020 and an increase of 1.4% from July 2021. In September 2021, there were 2,262 circuit court CINA hearings held/concluded, a decrease of 10.1% from September 2020 and a decrease of 0.7% from August 2021.

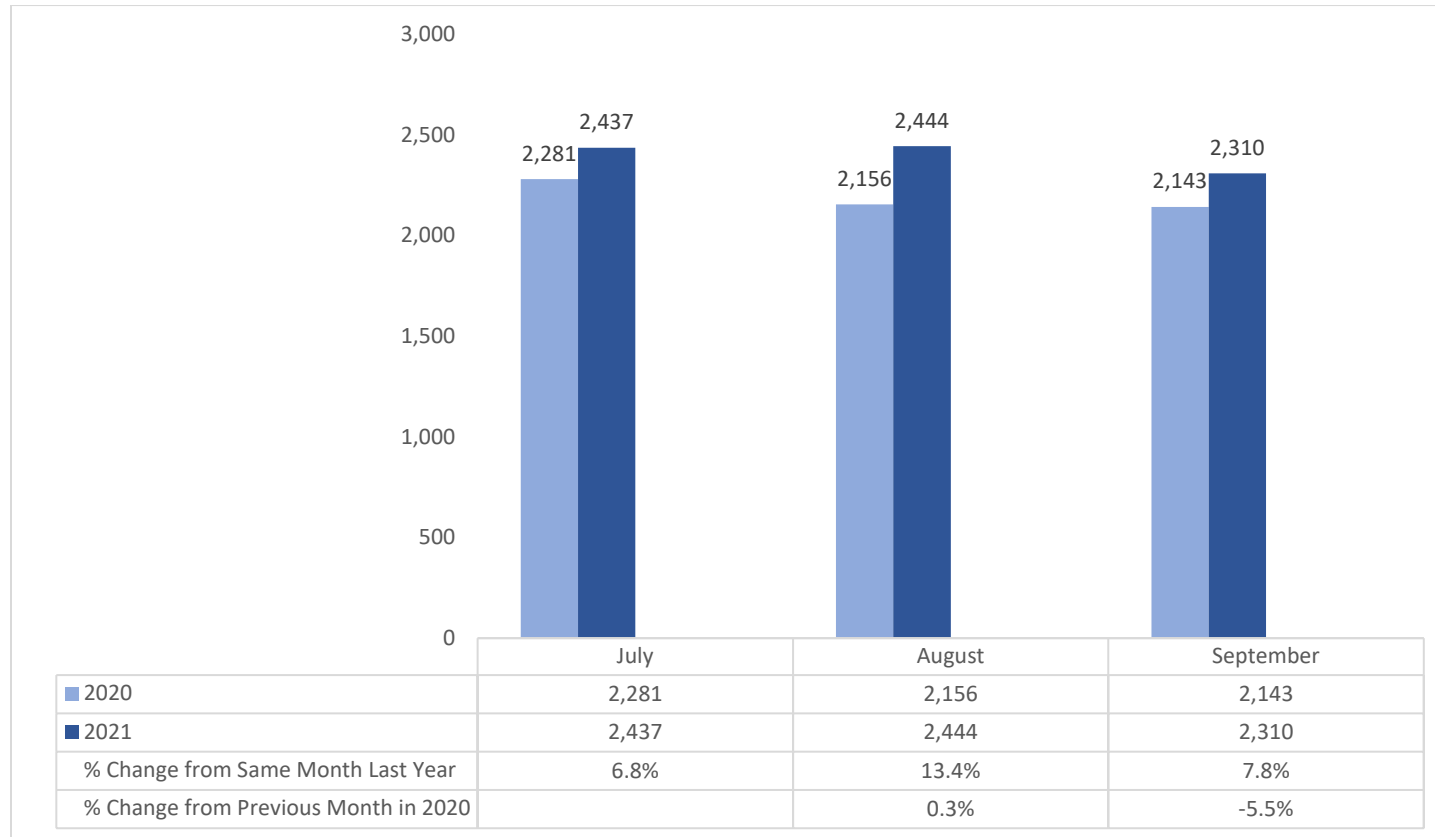
Circuit Court Criminal Case Activity

Table 11: Circuit Court Criminal Case Activity — Case Filings, Pleas, Hearings Held/Concluded and Dispositions July-September 2020 and 2021

Circuit Court Criminal Case Activity	July			August				September			
	2020	2021	Percent Change from Last Year: July 2020 & 2021	2020	2021	Percent Change from Previous Month: August & July 2021	Percent Change from Last Year: August 2020 & 2021	2020	2021	Percent Change from Previous Month: September & August 2021	Percent Change from Last Year: September 2020 & 2021
Total Criminal Original Filings	2,281	2,437	6.8%	2,156	2,444	0.3%	13.4%	2,143	2,310	-5.5%	7.8%
Pleas by Charge	1,803	4,354	141.5%	1,928	5,030	15.5%	160.9%	2,305	5,596	11.3%	142.8%
Pleas by Unique Case	919	1,848	101.1%	1,006	2,048	10.8%	103.6%	1,027	2,222	8.5%	116.4%
Total Criminal Hearings	7,130	11,426	60.3%	7,744	11,722	2.6%	51.4%	8,039	12,321	5.1%	53.3%
Highlight Hearing - Bail Review Hearings	737	875	18.7%	690	842	-3.8%	22.0%	700	753	-10.6%	7.6%
All Other Criminal Hearings	6,393	10,551	65.0%	7,054	10,880	3.1%	54.2%	7,339	11,568	6.3%	57.6%
Dispositions by Charge	7,030	13,879	97.4%	8,148	16,126	16.2%	97.9%	7,503	17,174	6.5%	128.9%
Dispositions by Case	1,469	2,808	91.2%	1,692	3,103	10.5%	83.4%	1,766	3,336	7.5%	88.9%

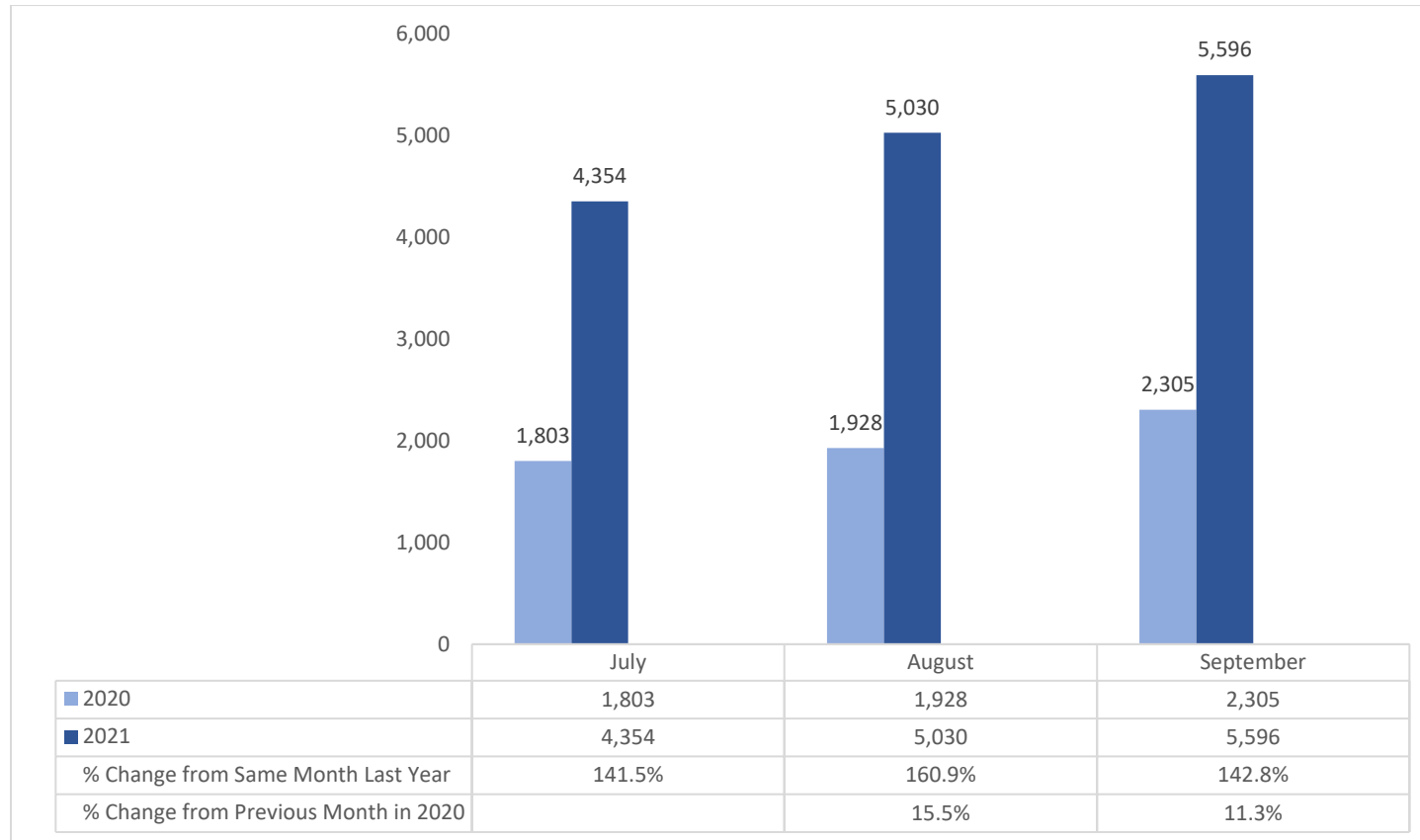
Source: MDEC County Circuit Courts, Montgomery County Circuit Court, Prince George's Circuit Court; and Baltimore City Criminal Source Systems.

Figure 18: Monthly Circuit Court Original Case Filings — Case Category: Criminal, 2020 and 2021



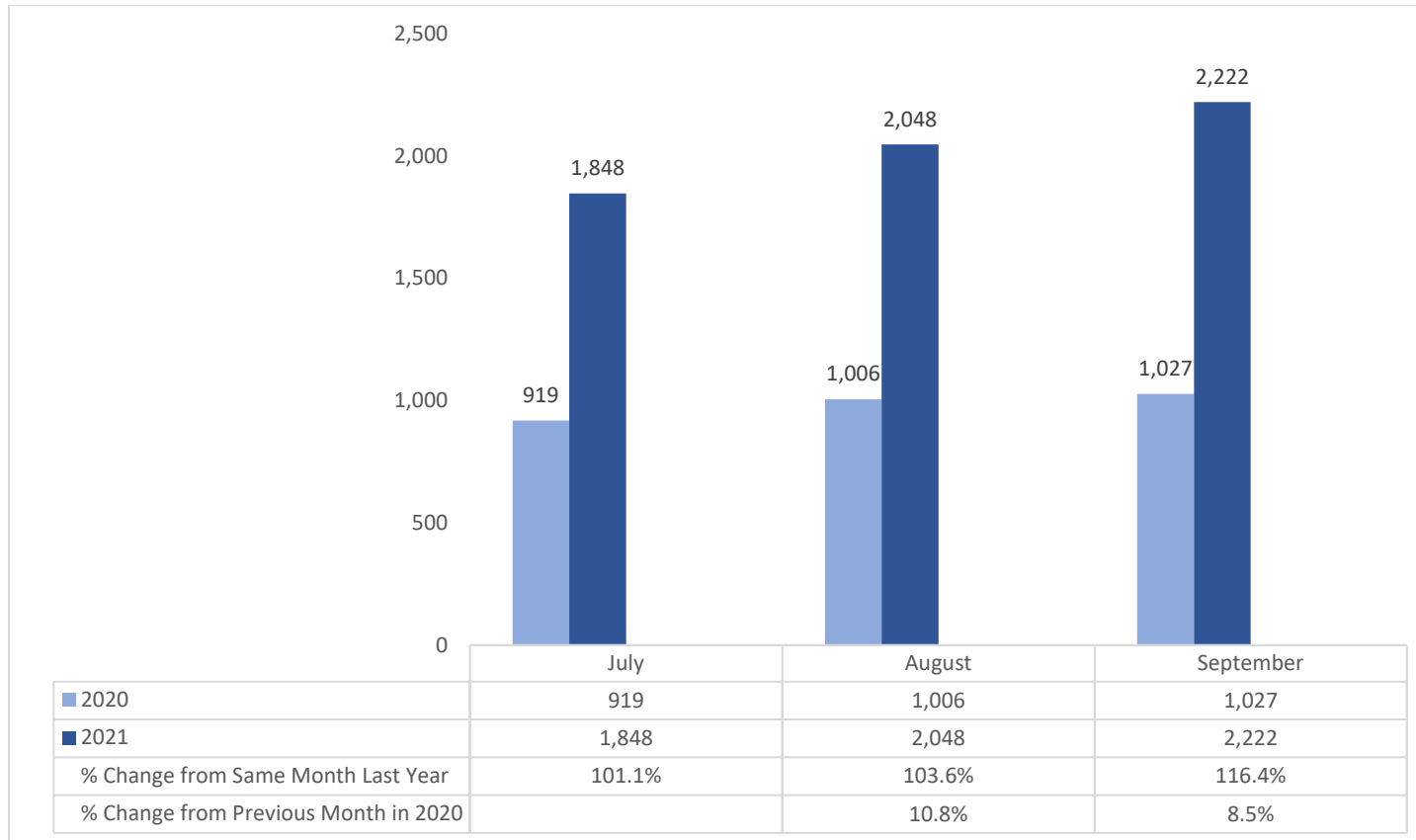
There were 7,191 circuit court original criminal case filings from July 2021 to September 2021. Circuit court original criminal case filings increased 6.8% in July 2021 (2,437 circuit court original criminal case filings) compared to July 2020 (2,281 circuit court original criminal case filings). In August 2021, there were 2,444 circuit court original criminal case filings, an increase of 13.4% from August 2020 and an increase of 0.3% from July 2021. In September 2021, there were 2,310 circuit court original criminal case filings, an increase of 7.8% from September 2020 and a decrease of 5.5% from August 2021.

Figure 19: Monthly Circuit Court — Criminal Pleas (Total Charges Pled), 2020 and 2021



There were 14,980 circuit court criminal pleas (total charges pled) from July 2021 to September 2021. Circuit court criminal pleas (total charges pled) increased 141.5% in July 2021 (4,354 circuit court criminal pleas (total charges pled)) compared to July 2020 (1,803 circuit court criminal pleas (total charges pled)). In August 2021, there were 5,030 circuit court criminal pleas (total charges pled), an increase of 160.9% from August 2020 and an increase of 15.5% from July 2021. In September 2021, there were 5,596 circuit court criminal pleas (total charges pled), an increase of 142.8% from September 2020 and an increase of 11.3% from August 2021.

Figure 20: Monthly Circuit Court — Criminal Pleas (Unique Cases), 2020 and 2021



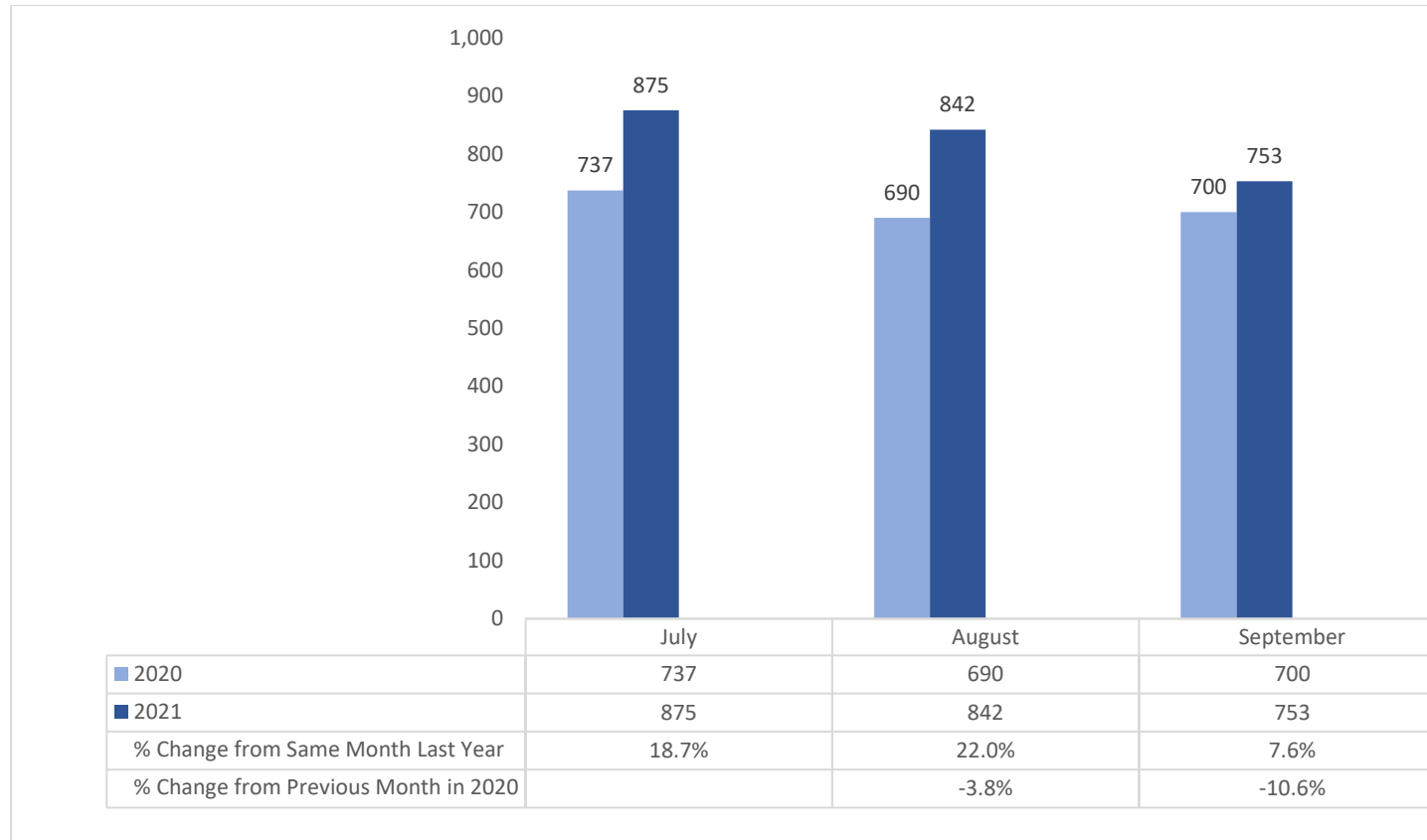
There were 6,118 circuit court criminal pleas (unique cases) from July 2021 to September 2021. Circuit court criminal pleas (unique cases) increased 101.1% in July 2021 (1,848 circuit court criminal pleas (unique cases)) compared to July 2020 (919 circuit court criminal pleas (unique cases)). In August 2021, there were 2,048 circuit court criminal pleas (unique cases), an increase of 103.6% from August 2020 and an increase of 10.8% from July 2021. In September 2021, there were 2,222 circuit court criminal pleas (unique cases), an increase of 116.4% from September 2020 and an increase of 8.5% from August 2021.

Figure 21: Monthly Circuit Court Criminal Hearings Held/Concluded, 2020 and 2021



There were 35,469 circuit court criminal hearings held/concluded from July 2021 to September 2021. Circuit court criminal hearings held/concluded increased 60.3% in July 2021 (11,426 circuit court criminal hearings held/concluded) compared to July 2020 (7,130 circuit court criminal hearings held/concluded). In August 2021, there were 11,722 circuit court criminal hearings held/concluded, an increase of 51.4% from August 2020 and an increase of 2.6% from July 2021. In September 2021, there were 12,321 circuit court criminal hearings held/concluded, an increase of 53.3% from September 2020 and an increase of 5.1% from August 2021.

Figure 22: Monthly Circuit Court Bail Review Hearings Held/Concluded, 2020 and 2021



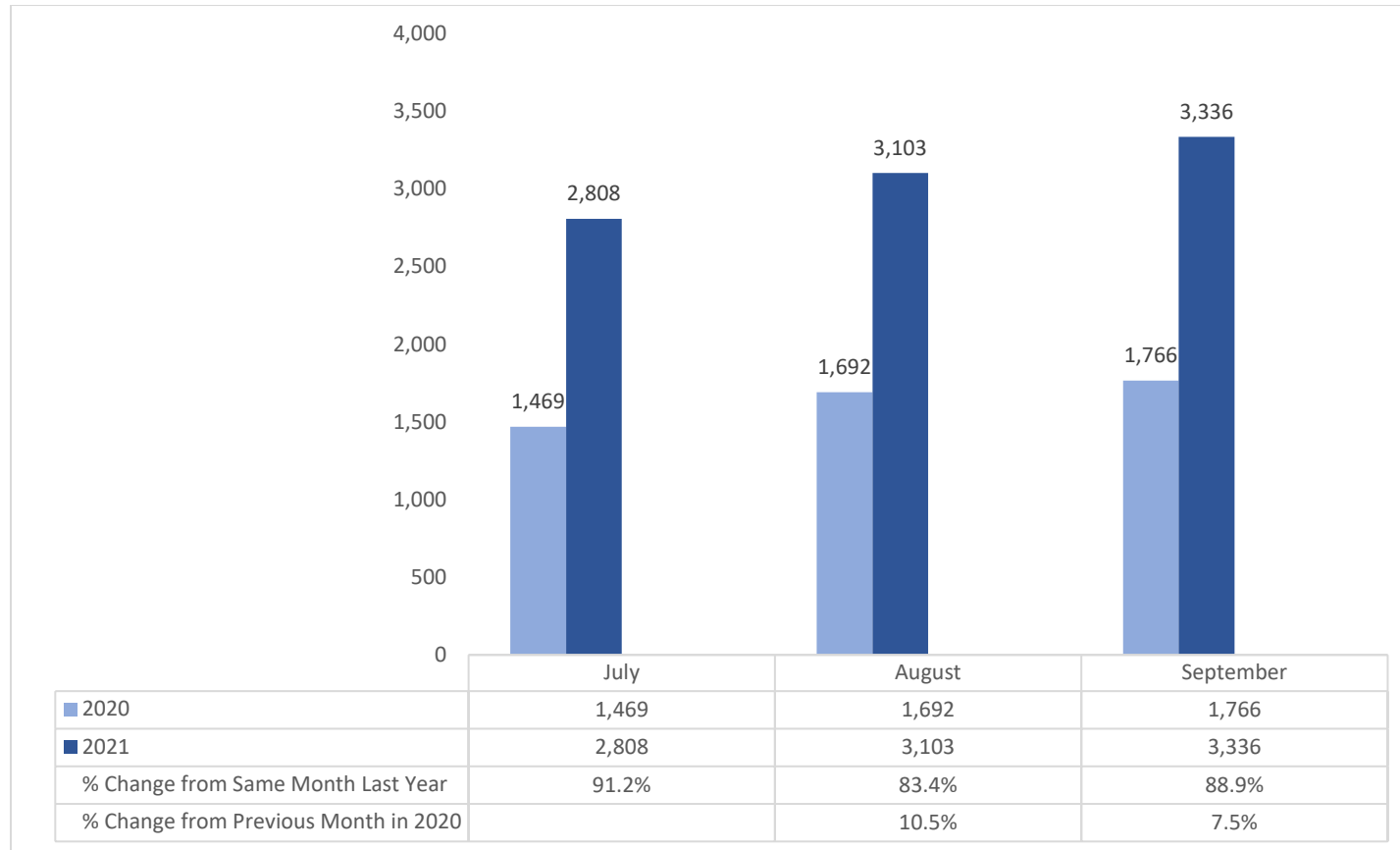
There were 2,470 circuit court bail review hearings held/concluded from July 2021 to September 2021. Circuit court bail review hearings held/concluded increased 18.7% in July 2021 (875 circuit court bail review hearings held/concluded) compared to July 2020 (737 circuit court bail review hearings held/concluded). In August 2021, there were 842 circuit court bail review hearings held/concluded, an increase of 22.0% from August 2020 and a decrease of 3.8% from July 2021. In September 2021, there were 753 circuit court bail review hearings held/concluded, an increase of 7.6% from September 2020 and a decrease of 10.6% from August 2021.

Figure 23: Monthly Circuit Court — Criminal Dispositions (Charges), 2020 and 2021



There were 47,179 circuit court criminal dispositions (charges) from July 2021 to September 2021. Circuit court criminal dispositions (charges) increased 97.4% in July 2021 (13,879 circuit court criminal dispositions (charges)) compared to July 2020 (7,030 circuit court criminal dispositions (charges)). In August 2021, there were 16,126 circuit court criminal dispositions (charges), an increase of 97.9% from August 2020 and an increase of 16.2% from July 2021. In September 2021, there were 17,174 circuit court criminal dispositions (charges), an increase of 128.9% from September 2020 and an increase of 6.5% from August 2021.

Figure 24: Monthly Circuit Court — Criminal Dispositions (Cases), 2020 and 2021



There were 9,247 circuit court criminal dispositions (cases) from July 2021 to September 2021. Circuit court criminal dispositions (cases) increased 91.2% in July 2021 (2,808 circuit court criminal dispositions (cases)) compared to July 2020 (1,469 circuit court criminal dispositions (cases)). In August 2021, there were 3,103 circuit court criminal dispositions (cases), an increase of 83.4% from August 2020 and an increase of 10.5% from July 2021. In September 2021, there were 3,336 circuit court criminal dispositions (cases), an increase of 88.9% from September 2020 and an increase of 7.5% from August 2021.

District Court - Original Case Filings

Table 12: District Court Original Case Filings — By Case Category*, July-September 2020 and 2021

District Court Original Case Filings by Case Category	July			August				September			
	2020	2021	Percent Change from Last Year: July 2020 & 2021	2020	2021	Percent Change from Previous Month: August & July 2021	Percent Change from Last Year: August 2020 & 2021	2020	2021	Percent Change from Previous Month: September & August 2021	Percent Change from Last Year: September 2020 & 2021
Motor Vehicle	64,250	66,643	4%	58,515	66,353	0%	13%	63,466	64,851	-2%	2%
Criminal	9,081	8,683	-4%	8,832	8,502	-2%	-4%	8,579	8,141	-4%	-5%
Civil	20,509	16,130	-21%	20,067	15,598	-3%	-22%	17,349	15,898	2%	-8%
Landlord-Tenant	6,801	40,172	491%	17,056	32,978	-18%	93%	30,289	34,525	5%	14%
Total Filings	100,641	131,628	31%	104,470	123,431	-6%	18%	119,683	123,415	0%	3%

*Case Category Notes:

- Motor vehicle filings include all citations associated with an incident, including Transportation Article §21-902, payable and must appear, mass transit, natural resource and parking and red-light violations.
- Criminal filings include criminal cases filed and fugitive warrants.
- Civil filings include civil cases and citations, domestic violence, peace order, ERPO, aids of execution, municipal infractions, emergency evaluations, forfeiture of contraband and injunctions filed.
- Landlord-tenant filings represent failure to pay rent filings.

Table 13: District Court Total Original Case Filings — By County, July-September 2020 and 2021

District Court Original Case Filings by County	July			August				September			
	2020	2021	Percent Change from Last Year: July 2020 & 2021	2020	2021	Percent Change from Previous Month: August & July 2021	Percent Change from Last Year: August 2020 & 2021	2020	2021	Percent Change from Previous Month: September & August 2021	Percent Change from Last Year: September 2020 & 2021
District 1	9,872	17,053	73%	11,384	15,988	-6%	40%	16,905	15,821	-1%	-6%
Baltimore City	9,872	17,053	73%	11,384	15,988	-6%	40%	16,905	15,821	-1%	-6%
District 2	10,473	9,570	-9%	9,019	9,650	1%	7%	13,429	10,475	9%	-22%
Dorchester	1,159	1,180	2%	1,328	1,116	-5%	-16%	1,295	1,142	2%	-12%
Somerset	1,459	1,433	-2%	984	1,520	6%	54%	1,292	1,236	-19%	-4%
Wicomico	3,111	2,917	-6%	2,698	3,556	22%	32%	3,520	2,854	-20%	-19%
Worcester	4,744	4,040	-15%	4,009	3,458	-14%	-14%	7,322	5,243	52%	-28%
District 3	7,795	6,469	-17%	6,992	5,996	-7%	-14%	6,752	5,869	-2%	-13%
Caroline	1,322	846	-36%	1,067	785	-7%	-26%	840	562	-28%	-33%
Cecil	2,909	2,740	-6%	2,627	2,564	-6%	-2%	2,752	2,290	-11%	-17%
Kent	381	388	2%	377	355	-9%	-6%	287	353	-1%	23%
Queen Anne's	1,716	1,308	-24%	1,593	1,332	2%	-16%	1,504	1,602	20%	7%
Talbot	1,467	1,187	-19%	1,328	960	-19%	-28%	1,369	1,062	11%	-22%
District 4	7,256	6,251	-14%	6,678	6,051	-3%	-9%	6,283	6,304	4%	0%
Calvert	2,352	1,524	-35%	2,083	1,428	-6%	-31%	1,690	1,650	16%	-2%
Charles	2,216	2,622	18%	2,278	2,546	-3%	12%	2,549	2,626	3%	3%
St. Mary's	2,688	2,105	-22%	2,317	2,077	-1%	-10%	2,044	2,028	-2%	-1%
District 5	16,098	24,262	51%	15,033	22,823	-6%	52%	15,714	26,680	17%	70%
Prince George's	16,098	24,262	51%	15,033	22,823	-6%	52%	15,714	26,680	17%	70%
District 6	8,349	12,409	49%	9,392	14,276	15%	52%	10,972	10,993	-23%	0%
Montgomery	8,349	12,409	49%	9,392	14,276	15%	52%	10,972	10,993	-23%	0%
District 7	9,551	11,828	24%	9,769	11,403	-4%	17%	11,033	9,916	-13%	-10%
Anne Arundel	9,551	11,828	24%	9,769	11,403	-4%	17%	11,033	9,916	-13%	-10%
District 8	13,456	26,069	94%	18,808	19,929	-24%	6%	20,472	21,534	8%	5%
Baltimore	13,456	26,069	94%	18,808	19,929	-24%	6%	20,472	21,534	8%	5%
District 9	4,182	4,351	4%	4,020	4,128	-5%	3%	3,874	3,843	-7%	-1%
Harford	4,182	4,351	4%	4,020	4,128	-5%	3%	3,874	3,843	-7%	-1%
District 10	5,911	6,241	6%	5,668	6,314	1%	11%	6,372	5,742	-9%	-10%
Howard	3,409	4,153	22%	3,261	4,285	3%	31%	4,115	3,959	-8%	-4%
Carroll	2,502	2,088	-17%	2,407	2,029	-3%	-16%	2,257	1,783	-12%	-21%
District 11	5,255	5,185	-1%	5,305	4,902	-5%	-8%	5,869	4,393	-10%	-25%
Frederick	2,647	2,903	10%	2,683	2,703	-7%	1%	2,999	2,427	-10%	-19%
Washington	2,608	2,282	-13%	2,622	2,199	-4%	-16%	2,870	1,966	-11%	-31%
District 12	2,443	1,940	-21%	2,402	1,971	2%	-18%	2,008	1,845	-6%	-8%
Allegany	1,481	1,247	-16%	1,519	1,259	1%	-17%	1,334	1,239	-2%	-7%
Garrett	962	693	-28%	883	712	3%	-19%	674	606	-15%	-10%
State Totals	100,641	131,628	31%	104,470	123,431	-6%	18%	119,683	123,415	0%	3%

Table 14: District Court Civil Original Case Filings — By County, July-September 2020 and 2021

District Court Civil Original Case Filings by County	July			August				September			
	2020	2021	Percent Change from Last Year: July 2020 & 2021	2020	2021	Percent Change from Previous Month: August & July 2021	Percent Change from Last Year: August 2020 & 2021	2020	2021	Percent Change from Previous Month: September & August 2021	Percent Change from Last Year: September 2020 & 2021
District 1	2,720	2,399	-12%	2,468	2,544	6%	3%	2,342	2,534	0%	8%
Baltimore City	2,720	2,399	-12%	2,468	2,544	6%	3%	2,342	2,534	0%	8%
District 2	1,446	844	-42%	1,256	641	-24%	-49%	1,396	759	18%	-46%
Dorchester	176	122	-31%	202	120	-2%	-41%	154	112	-7%	-27%
Somerset	122	79	-35%	93	79	0%	-15%	125	60	-24%	-52%
Wicomico	544	392	-28%	514	246	-37%	-52%	620	354	44%	-43%
Worcester	604	251	-58%	447	196	-22%	-56%	497	233	19%	-53%
District 3	871	534	-39%	815	511	-4%	-37%	664	520	2%	-22%
Caroline	155	96	-38%	206	93	-3%	-55%	107	75	-19%	-30%
Cecil	316	195	-38%	294	222	14%	-24%	306	226	2%	-26%
Kent	40	41	3%	52	28	-32%	-46%	33	23	-18%	-30%
Queen Anne's	177	93	-47%	130	96	3%	-26%	99	105	9%	6%
Talbot	183	109	-40%	133	72	-34%	-46%	119	91	26%	-24%
District 4	1,262	788	-38%	1,324	842	7%	-36%	999	850	1%	-15%
Calvert	348	171	-51%	323	183	7%	-43%	239	175	-4%	-27%
Charles	608	459	-25%	696	419	-9%	-40%	500	467	11%	-7%
St. Mary's	306	158	-48%	305	240	52%	-21%	260	208	-13%	-20%
District 5	4,502	3,825	-15%	4,168	4,044	6%	-3%	3,416	3,885	-4%	14%
Prince George's	4,502	3,825	-15%	4,168	4,044	6%	-3%	3,416	3,885	-4%	14%
District 6	2,182	2,156	-1%	2,632	2,144	-1%	-19%	2,042	2,231	4%	9%
Montgomery	2,182	2,156	-1%	2,632	2,144	-1%	-19%	2,042	2,231	4%	9%
District 7	1,446	1,119	-23%	1,379	1,002	-10%	-27%	1,296	991	-1%	-24%
Anne Arundel	1,446	1,119	-23%	1,379	1,002	-10%	-27%	1,296	991	-1%	-24%
District 8	3,229	2,544	-21%	3,408	2,112	-17%	-38%	2,689	2,244	6%	-17%
Baltimore	3,229	2,544	-21%	3,408	2,112	-17%	-38%	2,689	2,244	6%	-17%
District 9	780	580	-26%	659	479	-17%	-27%	743	513	7%	-31%
Harford	780	580	-26%	659	479	-17%	-27%	743	513	7%	-31%
District 10	855	645	-25%	833	528	-18%	-37%	761	549	4%	-28%
Howard	581	434	-25%	576	374	-14%	-35%	538	427	14%	-21%
Carroll	274	211	-23%	257	154	-27%	-40%	223	122	-21%	-45%
District 11	967	557	-42%	905	622	12%	-31%	801	661	6%	-17%
Frederick	507	281	-45%	442	299	6%	-32%	409	366	22%	-11%
Washington	460	276	-40%	463	323	17%	-30%	392	295	-9%	-25%
District 12	249	139	-44%	220	129	-7%	-41%	200	161	25%	-20%
Allegany	171	105	-39%	141	91	-13%	-35%	164	117	29%	-29%
Garrett	78	34	-56%	79	38	12%	-52%	36	44	16%	22%
State Totals	20,509	16,130	-21%	20,067	15,598	-3%	-22%	17,349	15,898	2%	-8%

Table 15: District Court Motor Vehicle Original Case Filings — By County, July-September 2020 and 2021

District Court Motor Vehicle Original Case Filings by County	July			August				September			
	2020	2021	Percent Change from Last Year: July 2020 & 2021	2020	2021	Percent Change from Previous Month: August & July 2021	Percent Change from Last Year: August 2020 & 2021	2020	2021	Percent Change from Previous Month: September & August 2021	Percent Change from Last Year: September 2020 & 2021
District 1	4,877	7,049	45%	3,892	6,749	-4%	73%	5,866	6,785	1%	16%
Baltimore City	4,877	7,049	45%	3,892	6,749	-4%	73%	5,866	6,785	1%	16%
District 2	7,876	7,124	-10%	6,703	6,543	-8%	-2%	10,223	8,079	23%	-21%
Dorchester	873	892	2%	952	795	-11%	-16%	928	814	2%	-12%
Somerset	1,250	1,185	-5%	824	1,208	2%	47%	942	956	-21%	1%
Wicomico	2,232	1,807	-19%	1,826	1,681	-7%	-8%	2,057	1,704	1%	-17%
Worcester	3,521	3,240	-8%	3,101	2,859	-12%	-8%	6,296	4,605	61%	-27%
District 3	6,143	5,015	-18%	5,295	4,641	-7%	-12%	5,147	4,507	-3%	-12%
Caroline	1,062	636	-40%	740	588	-8%	-21%	624	422	-28%	-32%
Cecil	2,145	1,989	-7%	1,821	1,823	-8%	0%	1,838	1,518	-17%	-17%
Kent	306	307	0%	273	278	-9%	2%	214	281	1%	31%
Queen Anne's	1,456	1,102	-24%	1,352	1,171	6%	-13%	1,317	1,409	20%	7%
Talbot	1,174	981	-16%	1,109	781	-20%	-30%	1,154	877	12%	-24%
District 4	5,083	4,040	-21%	4,444	4,059	0%	-9%	4,035	4,134	2%	2%
Calvert	1,740	1,144	-34%	1,529	1,077	-6%	-30%	1,244	1,318	22%	6%
Charles	1,262	1,425	13%	1,203	1,608	13%	34%	1,382	1,460	-9%	6%
St. Mary's	2,081	1,471	-29%	1,712	1,374	-7%	-20%	1,409	1,356	-1%	-4%
District 5	10,238	10,848	6%	9,722	10,002	-8%	3%	9,196	10,816	8%	18%
Prince George's	10,238	10,848	6%	9,722	10,002	-8%	3%	9,196	10,816	8%	18%
District 6	4,130	6,336	53%	4,733	7,965	26%	68%	4,929	5,014	-37%	2%
Montgomery	4,130	6,336	53%	4,733	7,965	26%	68%	4,929	5,014	-37%	2%
District 7	7,070	7,698	9%	5,982	7,686	0%	28%	6,491	7,702	0%	19%
Anne Arundel	7,070	7,698	9%	5,982	7,686	0%	28%	6,491	7,702	0%	19%
District 8	6,427	7,837	22%	6,396	7,783	-1%	22%	6,563	8,349	7%	27%
Baltimore	6,427	7,837	22%	6,396	7,783	-1%	22%	6,563	8,349	7%	27%
District 9	2,794	2,192	-22%	2,475	2,243	2%	-9%	2,225	1,965	-12%	-12%
Harford	2,794	2,192	-22%	2,475	2,243	2%	-9%	2,225	1,965	-12%	-12%
District 10	4,432	3,894	-12%	3,952	4,118	6%	4%	4,079	3,686	-10%	-10%
Howard	2,467	2,297	-7%	2,147	2,500	9%	16%	2,361	2,280	-9%	-3%
Carroll	1,965	1,597	-19%	1,805	1,618	1%	-10%	1,718	1,406	-13%	-18%
District 11	3,230	3,094	-4%	3,161	3,011	-3%	-5%	3,272	2,406	-20%	-26%
Frederick	1,757	1,855	6%	1,660	1,740	-6%	5%	1,812	1,315	-24%	-27%
Washington	1,473	1,239	-16%	1,501	1,271	3%	-15%	1,460	1,091	-14%	-25%
District 12	1,950	1,516	-22%	1,760	1,553	2%	-12%	1,440	1,408	-9%	-2%
Allegany	1,096	911	-17%	1,045	932	2%	-11%	866	901	-3%	4%
Garrett	854	605	-29%	715	621	3%	-13%	574	507	-18%	-12%
State Totals	64,250	66,643	4%	58,515	66,353	0%	13%	63,466	64,851	-2%	2%

Table 16: District Court Landlord-Tenant Original Case Filings — By County, July-September 2020 and 2021

District Court Landlord-Tenant Cases Filed by County	July			August				September			
	2020	2021	Percent Change from Last Year: July 2020 & 2021	2020	2021	Percent Change from Previous Month: August & July 2021	Percent Change from Last Year: August 2020 & 2021	2020	2021	Percent Change from Previous Month: September & August 2021	Percent Change from Last Year: September 2020 & 2021
District 1	745	6,138	724%	3,575	5,257	-14%	47%	7,231	5,034	-4%	-30%
Baltimore City	745	6,138	724%	3,575	5,257	-14%	47%	7,231	5,034	-4%	-30%
District 2	128	699	446%	200	1,653	136%	727%	953	910	-45%	-5%
Dorchester	0	80	-	54	81	1%	50%	105	111	37%	6%
Somerset	14	84	500%	11	141	68%	1182%	141	139	-1%	-1%
Wicomico	95	499	425%	118	1,413	183%	1097%	605	588	-58%	-3%
Worcester	19	36	89%	17	18	-50%	6%	102	72	300%	-29%
District 3	161	390	142%	261	289	-26%	11%	362	339	17%	-6%
Caroline	4	27	575%	18	15	-44%	-17%	30	12	-20%	-60%
Cecil	152	302	99%	206	244	-19%	18%	291	281	15%	-3%
Kent	0	9	-	10	9	0%	-10%	17	11	22%	-35%
Queen Anne's	3	32	967%	16	10	-69%	-38%	12	14	40%	17%
Talbot	2	20	900%	11	11	-45%	0%	12	21	91%	75%
District 4	197	770	291%	257	563	-27%	119%	668	712	26%	7%
Calvert	31	25	-19%	31	24	-4%	-23%	45	27	13%	-40%
Charles	96	481	401%	125	294	-39%	135%	420	432	47%	3%
St. Mary's	70	264	277%	101	245	-7%	143%	203	253	3%	25%
District 5	330	8,587	2502%	46	7,734	-10%	16713%	2,143	11,012	42%	414%
Prince George's	330	8,587	2502%	46	7,734	-10%	16713%	2,143	11,012	42%	414%
District 6	1,452	3,363	132%	1,423	3,554	6%	150%	3,431	3,167	-11%	-8%
Montgomery	1,452	3,363	132%	1,423	3,554	6%	150%	3,431	3,167	-11%	-8%
District 7	93	2,016	2068%	1,459	1,753	-13%	20%	2,196	337	-81%	-85%
Anne Arundel	93	2,016	2068%	1,459	1,753	-13%	20%	2,196	337	-81%	-85%
District 8	2,746	14,578	431%	7,989	8,998	-38%	13%	10,271	9,938	10%	-3%
Baltimore	2,746	14,578	431%	7,989	8,998	-38%	13%	10,271	9,938	10%	-3%
District 9	278	1,233	344%	553	1,075	-13%	94%	601	1,057	-2%	76%
Harford	278	1,233	344%	553	1,075	-13%	94%	601	1,057	-2%	76%
District 10	225	1,357	503%	483	1,319	-3%	173%	1,102	1,200	-9%	9%
Howard	173	1,263	630%	346	1,218	-4%	252%	979	1,107	-9%	13%
Carroll	52	94	81%	137	101	7%	-26%	123	93	-8%	-24%
District 11	446	989	122%	691	735	-26%	6%	1,248	786	7%	-37%
Frederick	64	504	688%	363	406	-19%	12%	494	478	18%	-3%
Washington	382	485	27%	328	329	-32%	0%	754	308	-6%	-59%
District 12	0	52	-	119	48	-8%	-60%	83	33	-31%	-60%
Allegany	0	47	-	104	35	-26%	-66%	79	31	-11%	-61%
Garrett	0	5	-	15	13	160%	-13%	4	2	-85%	-50%
State Totals	6,801	40,172	491%	17,056	32,978	-18%	93%	30,289	34,525	5%	14%

Table 17: District Court Criminal Original Case Filings — By County, July-September 2020 and 2021

District Court Criminal Original Case Filings by County	July			August				September			
	2020	2021	Percent Change from Last Year: July 2020 & 2021	2020	2021	Percent Change from Previous Month: August & July 2021	Percent Change from Last Year: August 2020 & 2021	2020	2021	Percent Change from Previous Month: September & August 2021	Percent Change from Last Year: September 2020 & 2021
District 1	1,530	1,467	-4%	1,449	1,438	-2%	-1%	1,466	1,468	2%	0%
Baltimore City	1,530	1,467	-4%	1,449	1,438	-2%	-1%	1,466	1,468	2%	0%
District 2	1,023	903	-12%	860	813	-10%	-5%	857	727	-11%	-15%
Dorchester	110	86	-22%	120	120	40%	0%	108	105	-13%	-3%
Somerset	73	85	16%	56	92	8%	64%	84	81	-12%	-4%
Wicomico	240	219	-9%	240	216	-1%	-10%	238	208	-4%	-13%
Worcester	600	513	-15%	444	385	-25%	-13%	427	333	-14%	-22%
District 3	620	530	-15%	621	555	5%	-11%	579	503	-9%	-13%
Caroline	101	87	-14%	103	89	2%	-14%	79	53	-40%	-33%
Cecil	296	254	-14%	306	275	8%	-10%	317	265	-4%	-16%
Kent	35	31	-11%	42	40	29%	-5%	23	38	-5%	65%
Queen Anne's	80	81	1%	95	55	-32%	-42%	76	74	35%	-3%
Talbot	108	77	-29%	75	96	25%	28%	84	73	-24%	-13%
District 4	714	653	-9%	653	587	-10%	-10%	581	608	4%	5%
Calvert	233	184	-21%	200	144	-22%	-28%	162	130	-10%	-20%
Charles	250	257	3%	254	225	-12%	-11%	247	267	19%	8%
St. Mary's	231	212	-8%	199	218	3%	10%	172	211	-3%	23%
District 5	1,028	1,002	-3%	1,097	1,043	4%	-5%	959	967	-7%	1%
Prince George's	1,028	1,002	-3%	1,097	1,043	4%	-5%	959	967	-7%	1%
District 6	585	554	-5%	604	613	11%	1%	570	581	-5%	2%
Montgomery	585	554	-5%	604	613	11%	1%	570	581	-5%	2%
District 7	942	995	6%	949	962	-3%	1%	1,050	886	-8%	-16%
Anne Arundel	942	995	6%	949	962	-3%	1%	1,050	886	-8%	-16%
District 8	1,054	1,110	5%	1,015	1,036	-7%	2%	949	1,003	-3%	6%
Baltimore	1,054	1,110	5%	1,015	1,036	-7%	2%	949	1,003	-3%	6%
District 9	330	346	5%	333	331	-4%	-1%	305	308	-7%	1%
Harford	330	346	5%	333	331	-4%	-1%	305	308	-7%	1%
District 10	399	345	-14%	400	349	1%	-13%	430	307	-12%	-29%
Howard	188	159	-15%	192	193	21%	1%	237	145	-25%	-39%
Carroll	211	186	-12%	208	156	-16%	-25%	193	162	4%	-16%
District 11	612	545	-11%	548	534	-2%	-3%	548	540	1%	-1%
Frederick	319	263	-18%	218	258	-2%	18%	284	268	4%	-6%
Washington	293	282	-4%	330	276	-2%	-16%	264	272	-1%	3%
District 12	244	233	-5%	303	241	3%	-20%	285	243	1%	-15%
Allegany	214	184	-14%	229	201	9%	-12%	225	190	-5%	-16%
Garrett	30	49	63%	74	40	-18%	-46%	60	53	33%	-12%
State Totals	9,081	8,683	-4%	8,832	8,502	-2%	-4%	8,579	8,141	-4%	-5%

District Court Domestic Violence Case Activity

Protective Orders

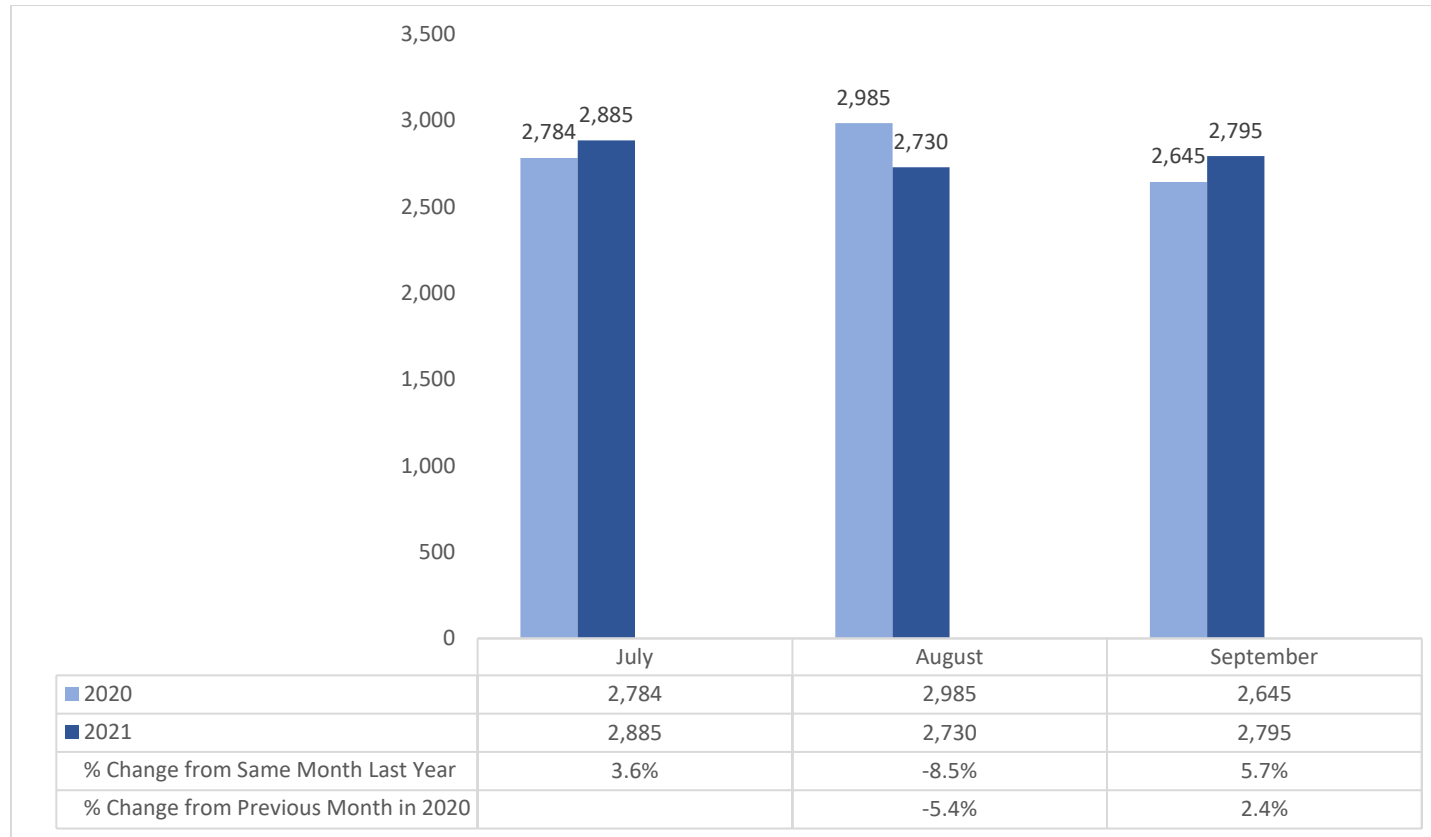
Table 18: District Court Domestic Original Case Filings, Protective Orders* by Order Type and Hearings Held/Concluded, July-September 2020 and 2021

District Court Domestic Violence Protective Orders, Hearings and Case Filings by Month and Year	July			August				September			
	2020	2021	Percent Change from Last Year: July 2020 & 2021	2020	2021	Percent Change from Previous Month: August & July 2021	Percent Change from Last Year: August 2020 & 2021	2020	2021	Percent Change from Previous Month: September & August 2021	Percent Change from Last Year: September 2020 & 2021
Domestic Violence Cases Filed	2,784	2,885	3.6%	2,985	2,730	-5.4%	-8.5%	2,645	2,795	2.4%	5.7%
Domestic Violence Protective Orders	6,105	5,539	-9.3%	5,567	5,568	0.5%	0.0%	5,465	5,633	1.2%	3.1%
Interim	1,875	1,408	-24.9%	1,370	1,268	-9.9%	-7.4%	1,301	1,255	-1.0%	-3.5%
Temporary	3,337	3,342	0.1%	3,390	3,563	6.6%	5.1%	3,344	3,583	0.6%	7.1%
Final	893	789	-11.6%	807	737	-6.6%	-8.7%	820	795	7.9%	-3.0%
Domestic Violence Protective Order Hearings	8,386	7,429	-11.4%	7,826	7,436	0.1%	-5.0%	7,376	6,113	-17.8%	-17.1%

Source: Maryland District Court Headquarters Monthly Statistics.

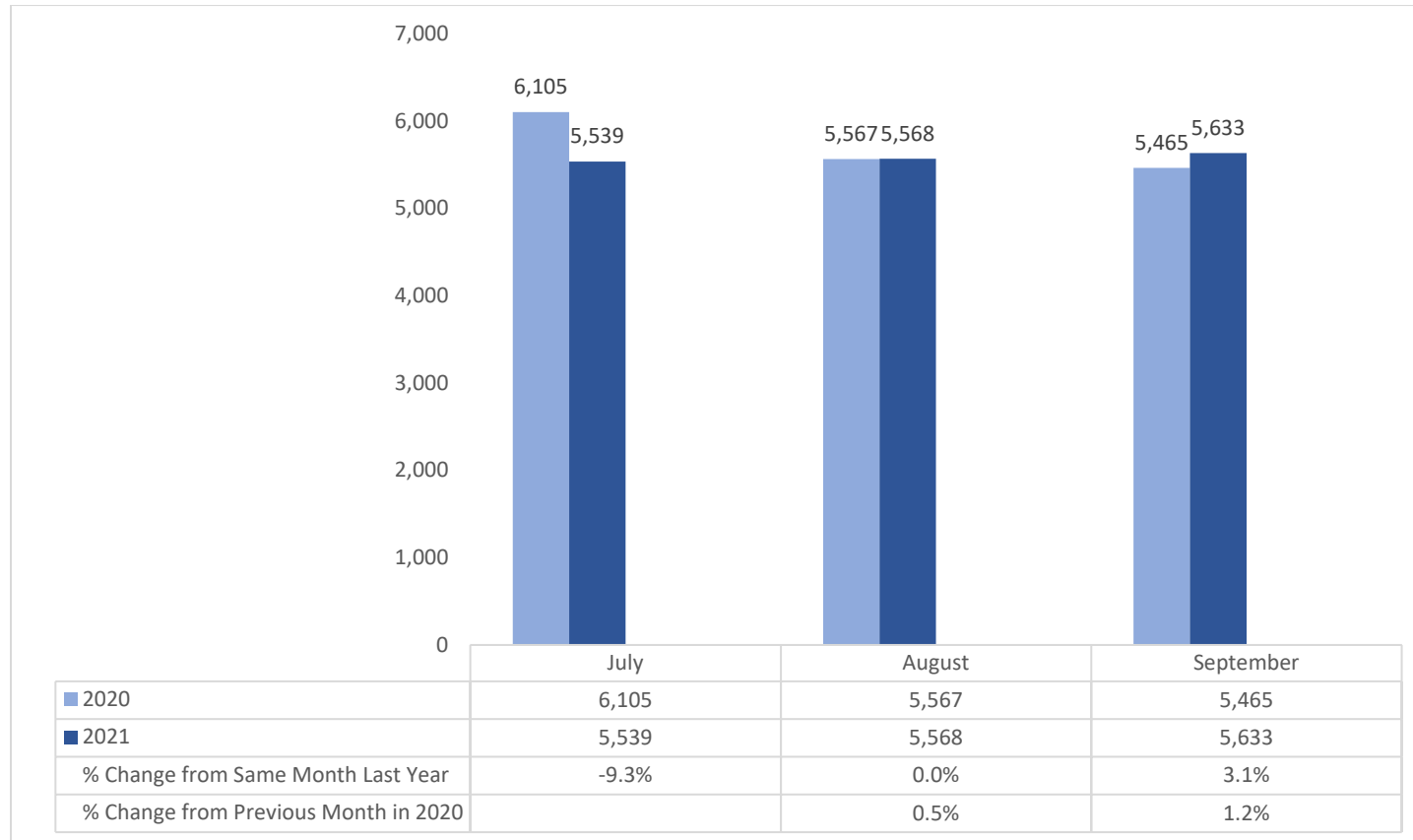
*During Phase I, the clerks’ offices were closed resulting in all protective, peace, and ERPOs being handled as interim hearings by commissioners. Interim orders remained in place until acted upon by the court or when the clerks’ offices reopened on July 20, 2020. Prior to the pandemic, commissioners only heard interims when clerks’ offices were not open.

Figure 25: Monthly District Court Domestic Violence Original Case Filings for Protective Orders 2020 and 2021



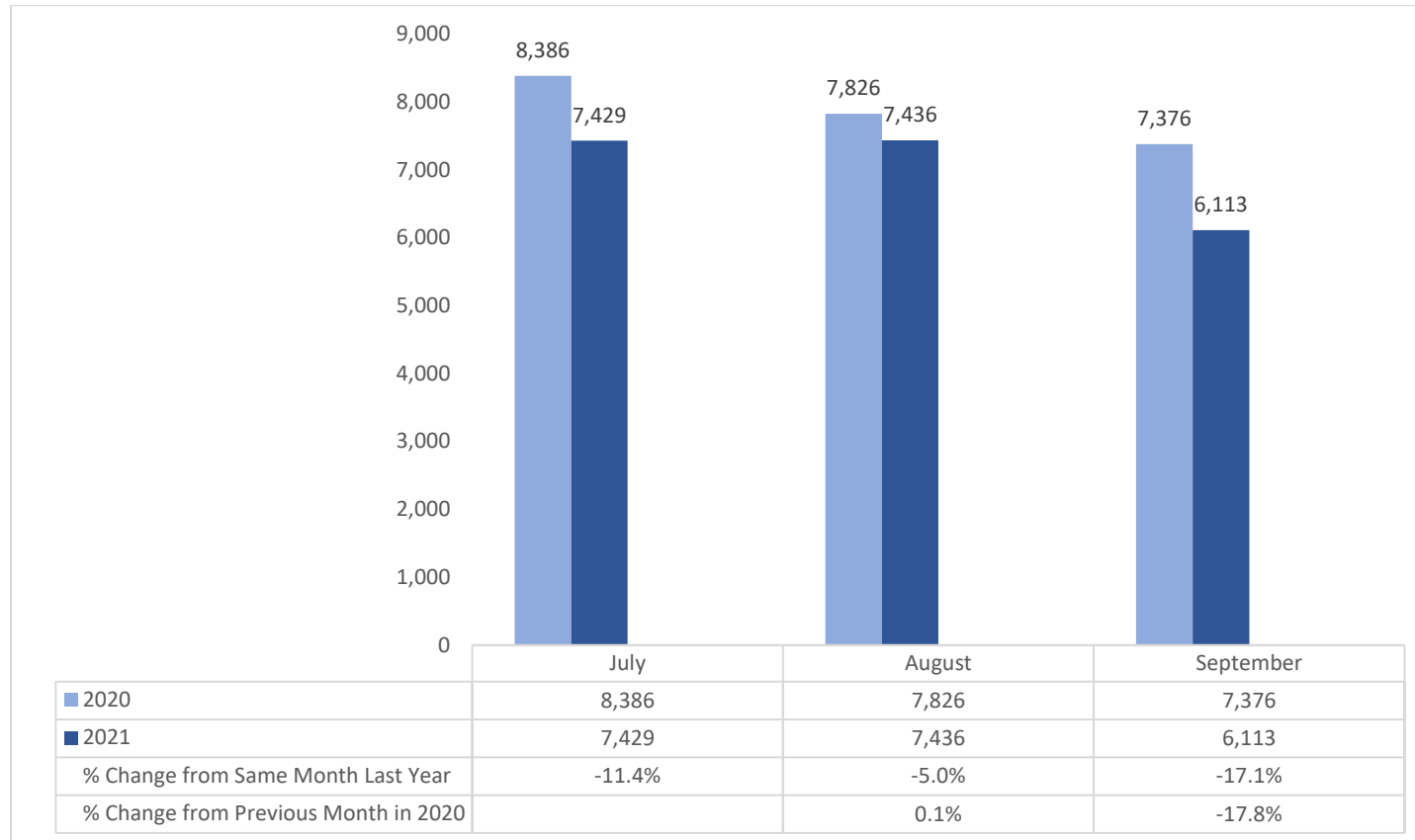
There were 8,410 domestic violence cases filed from July 2021 to September 2021. Domestic violence cases filed increased 3.6% in July 2021 (2,885 domestic violence cases filed) compared to July 2020 (2,784 domestic violence cases filed). In August 2021, there were 2,730 domestic violence cases filed, a decrease of 8.5% from August 2020 and a decrease of 5.4% from July 2021. In September 2021, there were 2,795 domestic violence cases filed, an increase of 5.7% from September 2020 and an increase of 2.4% from August 2021.

Figure 26: Monthly Total District Court Domestic Violence Protective Orders, 2020 and 2021



There were 16,740 domestic violence protective orders from July 2021 to September 2021. Domestic violence protective orders declined 9.3% in July 2021 (5,539 domestic violence protective orders) compared to July 2020 (6,105 domestic violence protective orders). In August 2021, there were 5,568 domestic violence protective orders, showing essentially no increase from August 2020 and an increase of 0.5% from July 2021. In September 2021, there were 5,633 domestic violence protective orders, an increase of 3.1% from September 2020 and an increase of 1.2% from August 2021.

Figure 27: Monthly District Court Domestic Violence Protective Order Hearings Held/Concluded, 2020 and 2021



There were 20,978 domestic violence protective order hearings from July 2021 to September 2021. Domestic violence protective order hearings declined 11.4% in July 2021 (7,429 domestic violence protective order hearings) compared to July 2020 (8,386 domestic violence protective order hearings). In August 2021, there were 7,436 domestic violence protective order hearings, a decrease of 5.0% from August 2020 and an increase of 0.1% from July 2021. In September 2021, there were 6,113 domestic violence protective order hearings, a decrease of 17.1% from September 2020 and a decrease of 17.8% from August 2021.

Extreme Risk Protective Orders (ERPO)

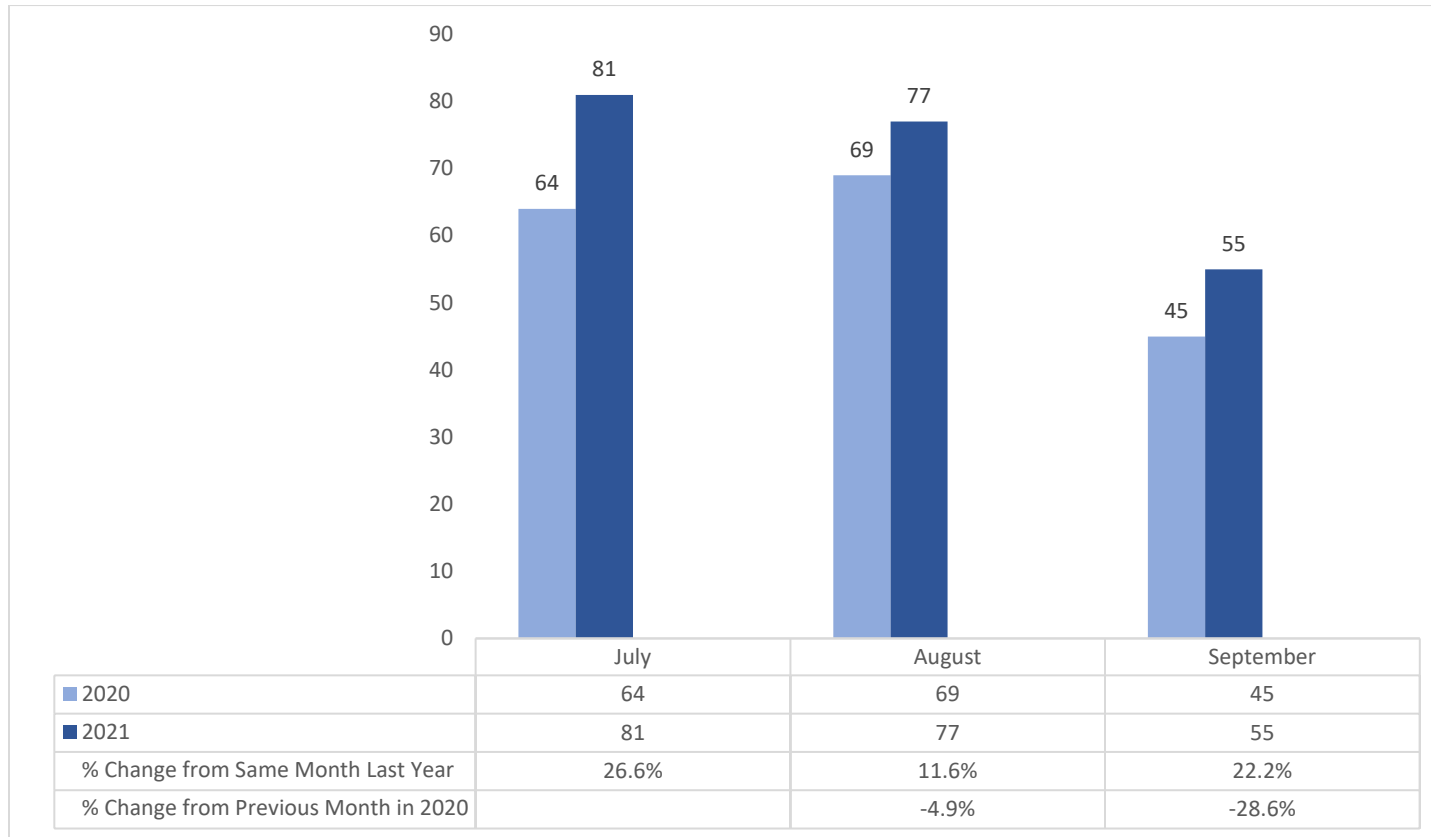
Table 19: District Court ERPO* Original Case Filings, ERPOs by Order Type and Hearings Held/Concluded, July-September 2020 and 2021

District Court ERPO Case Activity by Month and Year	July			August				September			
	2020	2021	Percent Change from Last Year: July 2020 & 2021	2020	2021	Percent Change from Previous Month: August & July 2021	Percent Change from Last Year: August 2020 & 2021	2020	2021	Percent Change from Previous Month: September & August 2021	Percent Change from Last Year: September 2020 & 2021
ERPO Cases Filed	64	81	26.6%	69	77	-4.9%	11.6%	45	55	-28.6%	22.2%
ERPOs	176	180	2.3%	181	176	-2.2%	-2.8%	125	146	-17.0%	16.8%
Interim	58	53	-8.6%	51	57	7.5%	11.8%	33	42	-26.3%	27.3%
Temporary	79	82	3.8%	88	86	4.9%	-2.3%	68	74	-14.0%	8.8%
Final	39	45	15.4%	42	33	-26.7%	-21.4%	24	30	-9.1%	25.0%
ERPO Hearings	213	211	-0.9%	212	215	1.9%	1.4%	150	182	-15.3%	21.3%

Source: Maryland District Court Headquarters Monthly Statistics.

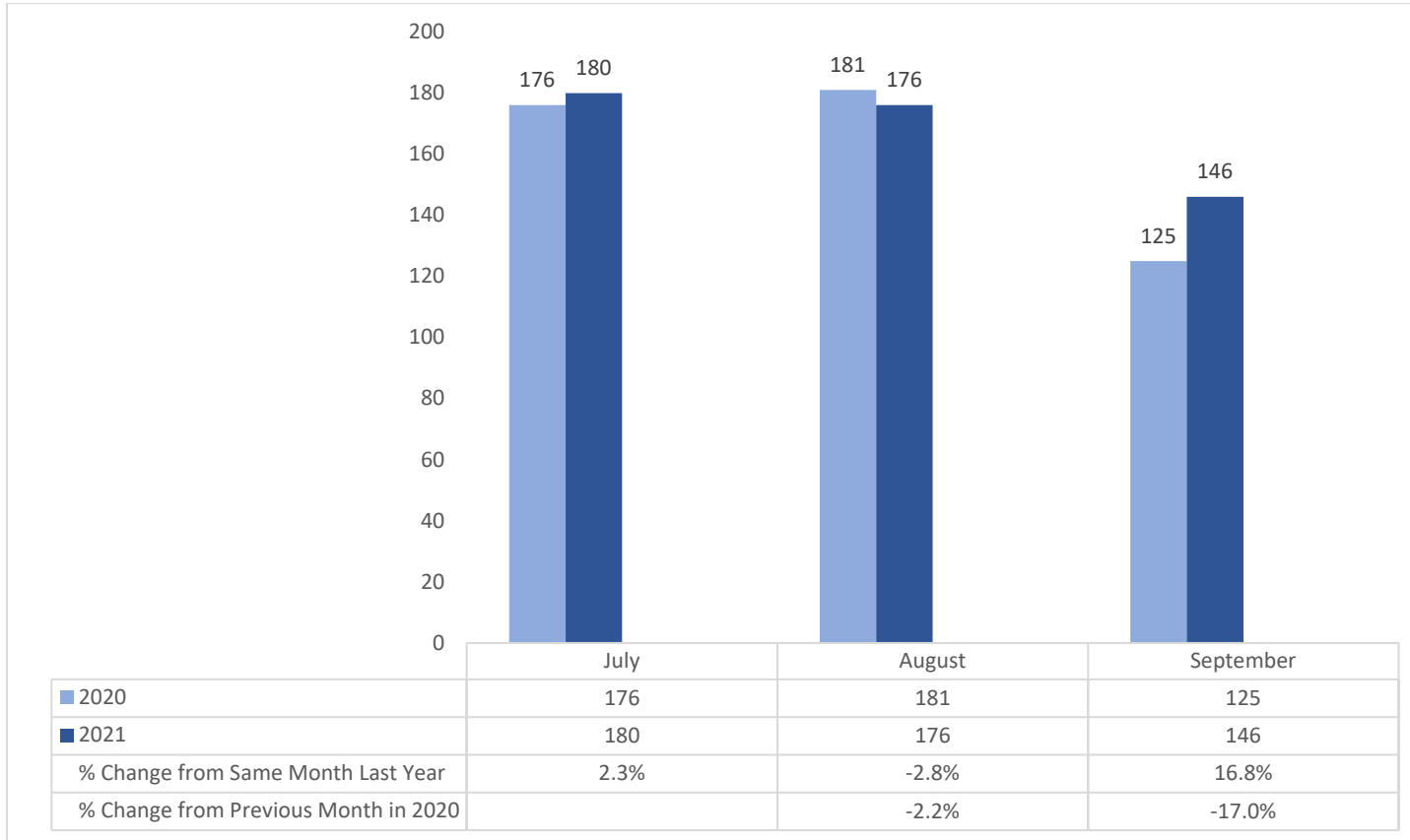
* During Phase I, the clerks' offices were closed resulting in all protective, peace, and ERPOs being handled as interim hearings by commissioners. Interim orders remained in place until acted upon by the court or when the clerk's offices reopened on July 20, 2020. Prior to the pandemic, commissioners only heard interims when clerks' offices were not open.

Figure 28: Monthly District Court ERPO Original Case Filings, 2020 and 2021



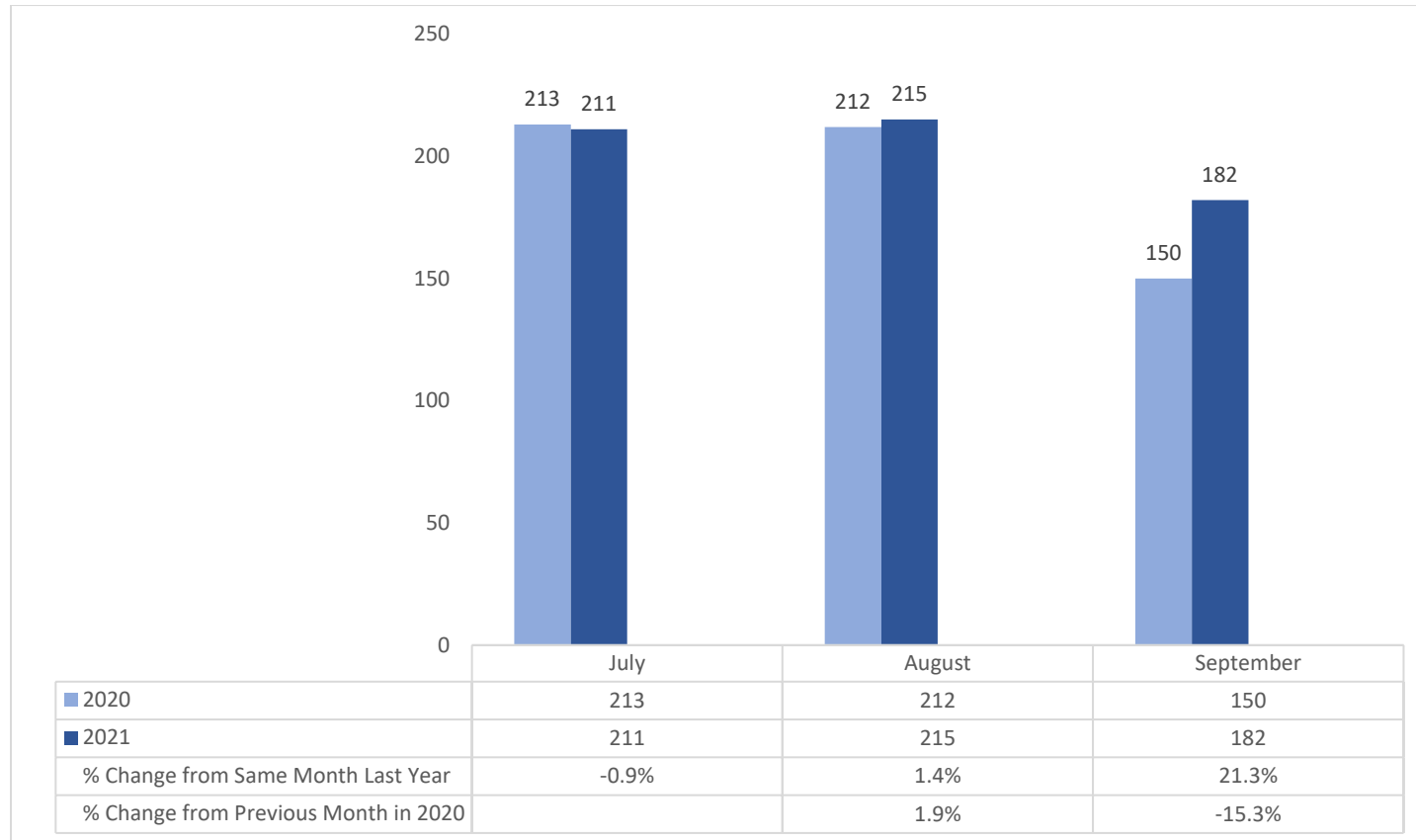
There were 213 ERPO cases filed from July 2021 to September 2021. ERPO cases filed increased 26.6% in July 2021 (81 ERPO cases filed) compared to July 2020 (64 ERPO cases filed). In August 2021, there were 77 ERPO cases filed, an increase of 11.6% from August 2020 and a decrease of 4.9% from July 2021. In September 2021, there were 55 ERPO cases filed, an increase of 22.2% from September 2020 and a decrease of 28.6% from August 2021.

Figure 29: Monthly Total District Court ERPOs, 2020 and 2021



There were 502 ERPOs from July 2021 to September 2021. ERPOs increased 2.3% in July 2021 (180 ERPOs) compared to July 2020 (176 ERPOs). In August 2021, there were 176 ERPOs, a decrease of 2.8% from August 2020 and a decrease of 2.2% from July 2021. In September 2021, there were 146 ERPOs, an increase of 16.8% from September 2020 and a decrease of 17.0% from August 2021.

Figure 30: Monthly District Court ERPO Hearings Held/Concluded, 2020 and 2021



There were 608 ERPO hearings from July 2021 to September 2021. ERPO hearings declined 0.9% in July 2021 (211 ERPO hearings) compared to July 2020 (213 ERPO hearings). In August 2021, there were 215 ERPO hearings, an increase of 1.4% from August 2020 and an increase of 1.9% from July 2021. In September 2021, there were 182 ERPO hearings, an increase of 21.3% from September 2020 and a decrease of 15.3% from August 2021.

Peace Orders

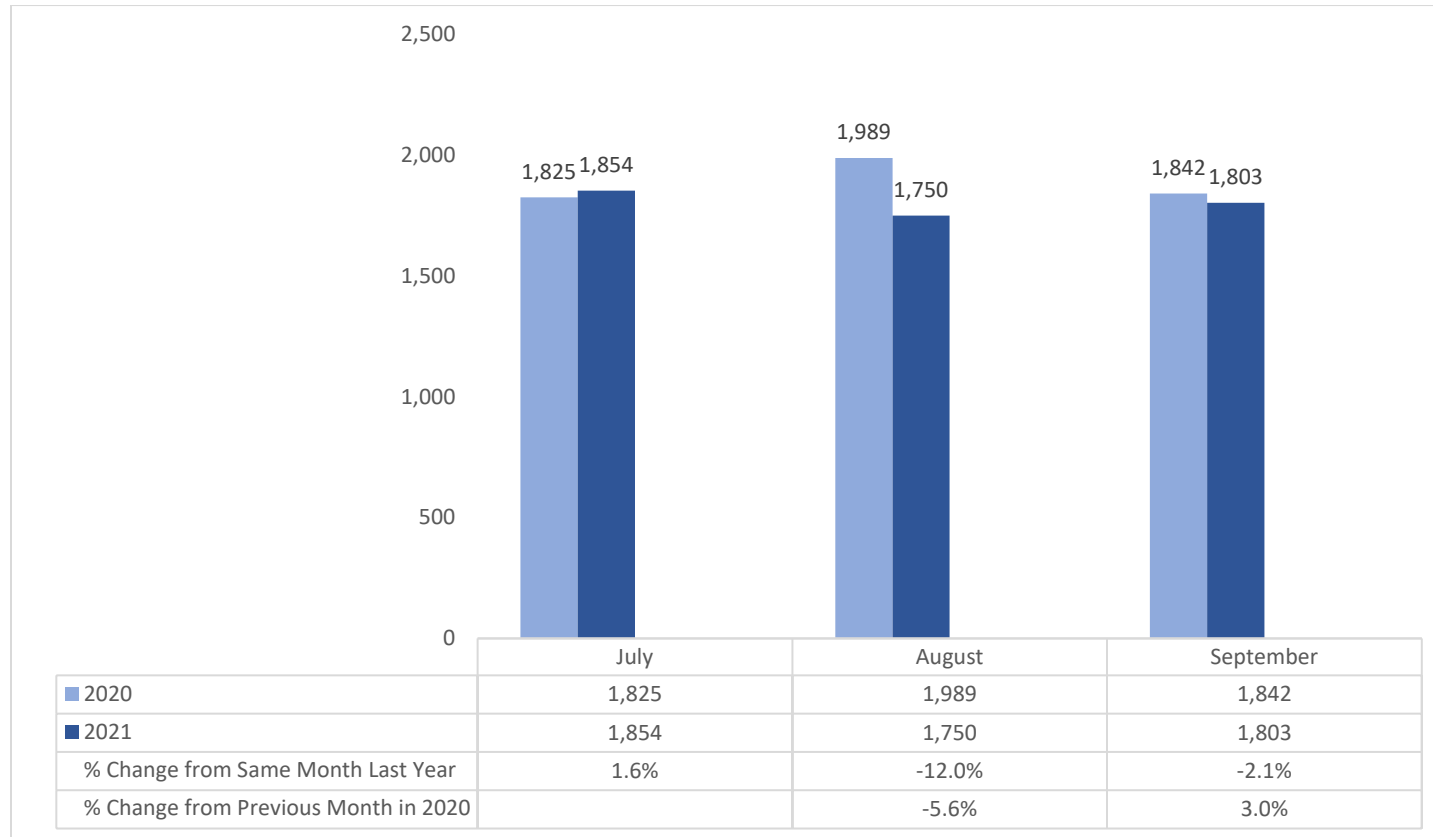
Table 20: District Court Peace Order Original Case Filings, Peace Orders by Order Type and Hearings Held/Concluded, July-September 2020 and 2021*

District Court Peace Orders, Cases Filed and Hearings by Month and Year	July			August				September			
	2020	2021	Percent Change from Last Year: July 2020 & 2021	2020	2021	Percent Change from Previous Month: August & July 2021	Percent Change from Last Year: August 2020 & 2021	2020	2021	Percent Change from Previous Month: September & August 2021	Percent Change from Last Year: September 2020 & 2021
Peace Order Cases Filed	1,825	1,854	1.6%	1,989	1,750	-5.6%	-12.0%	1,842	1,803	3.0%	-2.1%
Peace Orders	3,424	2,897	-15.4%	3,329	2,838	-2.0%	-14.7%	3,044	2,864	0.9%	-5.9%
Interim	1,114	712	-36.1%	807	638	-10.4%	-20.9%	715	655	2.7%	-8.4%
Temporary	1,673	1,593	-4.8%	1,851	1,697	6.5%	-8.3%	1,695	1,683	-0.8%	-0.7%
Final	637	592	-7.1%	671	503	-15.0%	-25.0%	634	526	4.6%	-17.0%
Peace Order Hearings	5,030	4,133	-17.8%	4,778	4,030	-2.5%	-15.7%	4,380	4,148	2.9%	-5.3%

Source: Maryland District Court Headquarters Monthly Statistics.

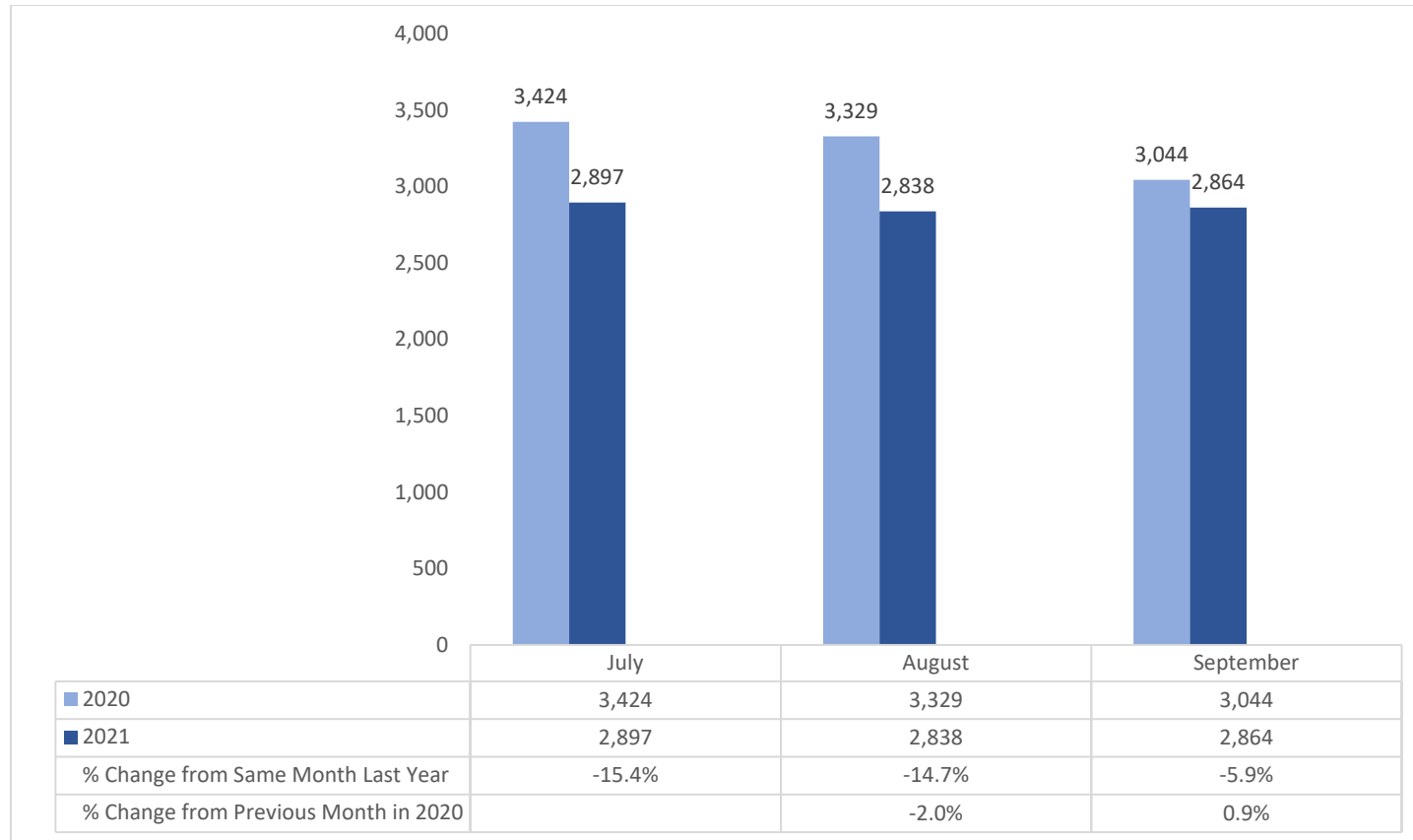
* During Phase I, the clerks’ offices were closed resulting in all protective, peace and ERPOs being handled as interim hearings by commissioners. Interim orders remained in place until acted upon by the court or when the clerk’s offices reopened on July 20, 2020. Prior to the pandemic, commissioners only heard interims when clerks’ offices were not open.

Figure 31: Monthly District Court Peace Order Original Case Filings, 2020 and 2021



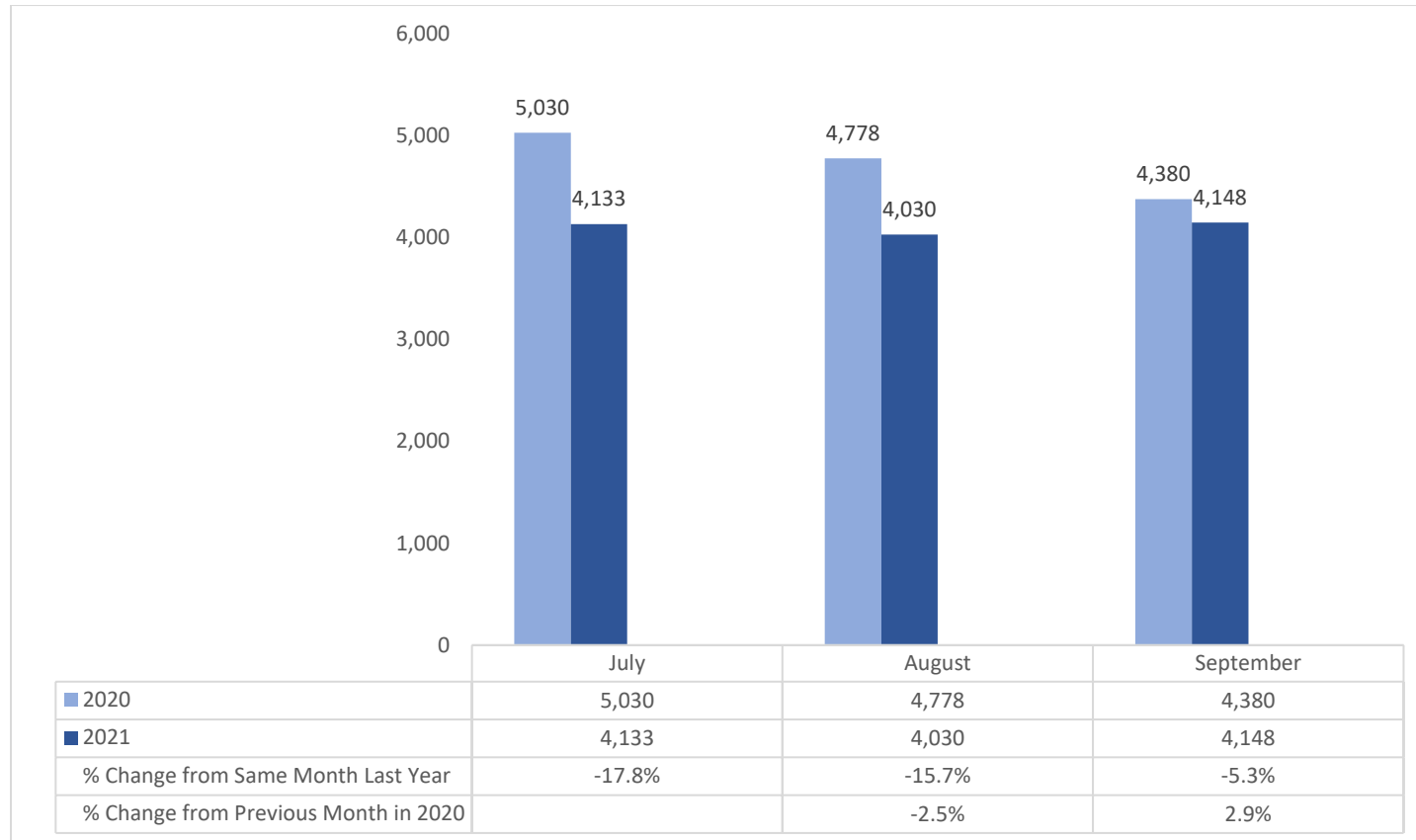
There were 5,407 peace order cases filed from July 2021 to September 2021. Peace order cases filed increased 1.6% in July 2021 (1,854 peace order cases filed) compared to July 2020 (1,825 peace order cases filed). In August 2021, there were 1,750 peace order cases filed, a decrease of 12.0% from August 2020 and a decrease of 5.6% from July 2021. In September 2021, there were 1,803 peace order cases filed, a decrease of 2.1% from September 2020 and an increase of 3.0% from August 2021.

Figure 32: Monthly Total District Court Peace Orders, 2020 and 2021



There were 8,599 peace orders from July 2021 to September 2021. Peace orders declined 15.4% in July 2021 (2,897 peace orders) compared to July 2020 (3,424 peace orders). In August 2021, there were 2,838 peace orders, a decrease of 14.7% from August 2020 and a decrease of 2.0% from July 2021. In September 2021, there were 2,864 peace orders, a decrease of 5.9% from September 2020 and an increase of 0.9% from August 2021.

Figure 33: Monthly District Court Peace Order Hearings Held/Concluded, 2020 and 2021



There were 12,311 peace order hearings from July 2021 to September 2021. Peace order hearings declined 17.8% in July 2021 (4,133 peace order hearings) compared to July 2020 (5,030 peace order hearings). In August 2021, there were 4,030 peace order hearings, a decrease of 15.7% from August 2020 and a decrease of 2.5% from July 2021. In September 2021, there were 4,148 peace order hearings, a decrease of 5.3% from September 2020 and an increase of 2.9% from August 2021.

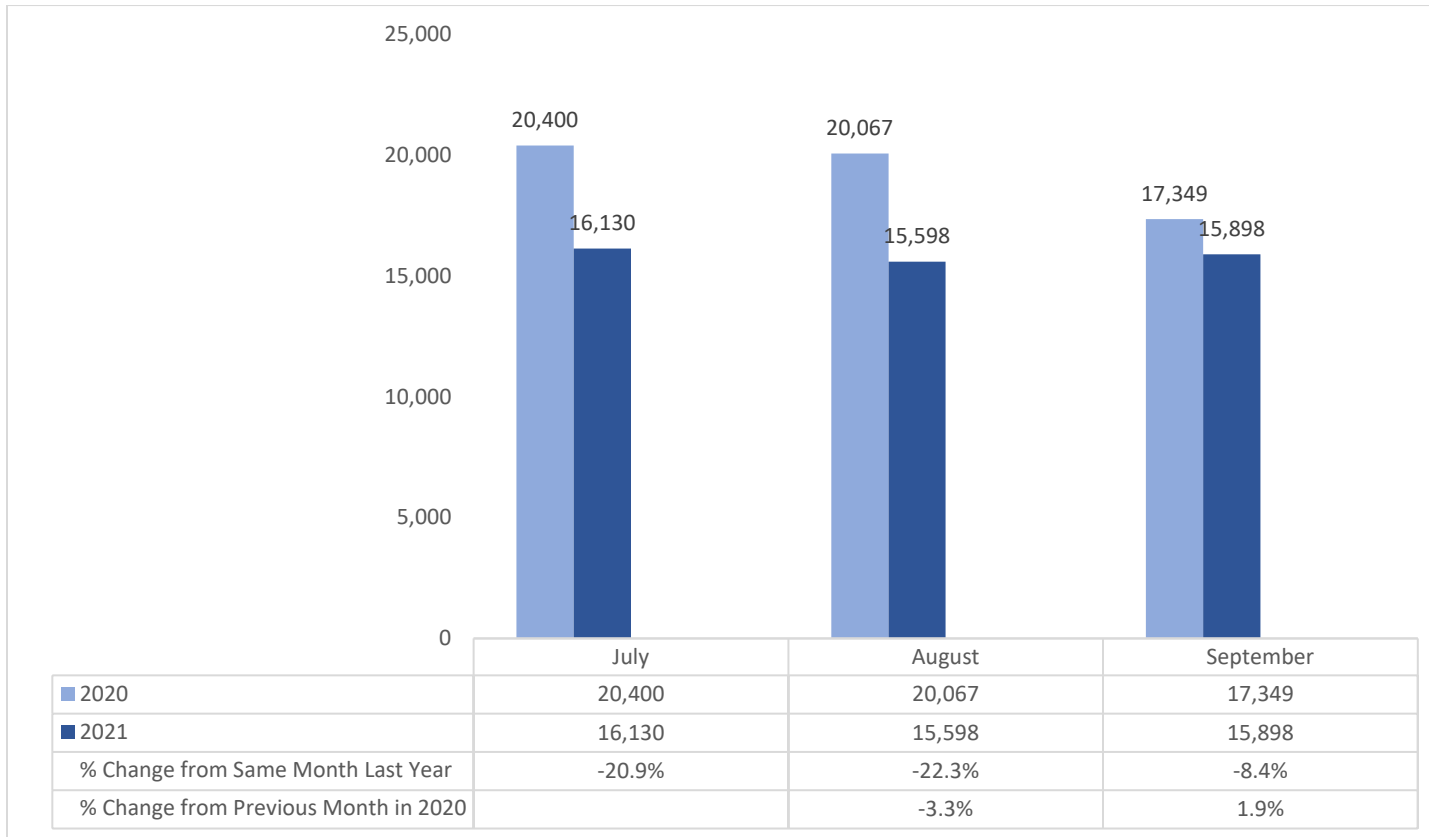
District Court Civil Case Activity

Table 21: District Court Original Civil Case Filings and Hearings Held/Concluded, July-September 2020 and 2021

District Court Civil Case Activity	July			August				September			
	2020	2021	Percent Change from Last Year: July 2020 & 2021	2020	2021	Percent Change from Previous Month: August & July 2021	Percent Change from Last Year: August 2020 & 2021	2020	2021	Percent Change from Previous Month: September & August 2021	Percent Change from Last Year: September 2020 & 2021
Total Original Civil Filings	20,400	16,130	-20.9%	20,067	15,598	-3.3%	-22.3%	17,349	15,898	1.9%	-8.4%
Total Civil Hearings	15,971	17,953	12.4%	14,176	17,863	-0.5%	26.0%	13,343	16,619	-7.0%	24.6%
Highlight - Emergency Evaluations Filed	442	465	5.2%	434	450	-3.2%	3.7%	396	455	1.1%	14.9%
Highlight - Emergency Evaluations Granted	367	388	5.7%	362	361	-7.0%	-0.3%	323	383	6.1%	18.6%

Note: Civil filings and hearings include civil cases and citations, domestic violence, peace order, ERPO, aids of execution, municipal infractions, emergency evaluations, forfeiture of contraband and injunctions filed.

Figure 34: District Court Civil Case Filings, 2020 and 2021



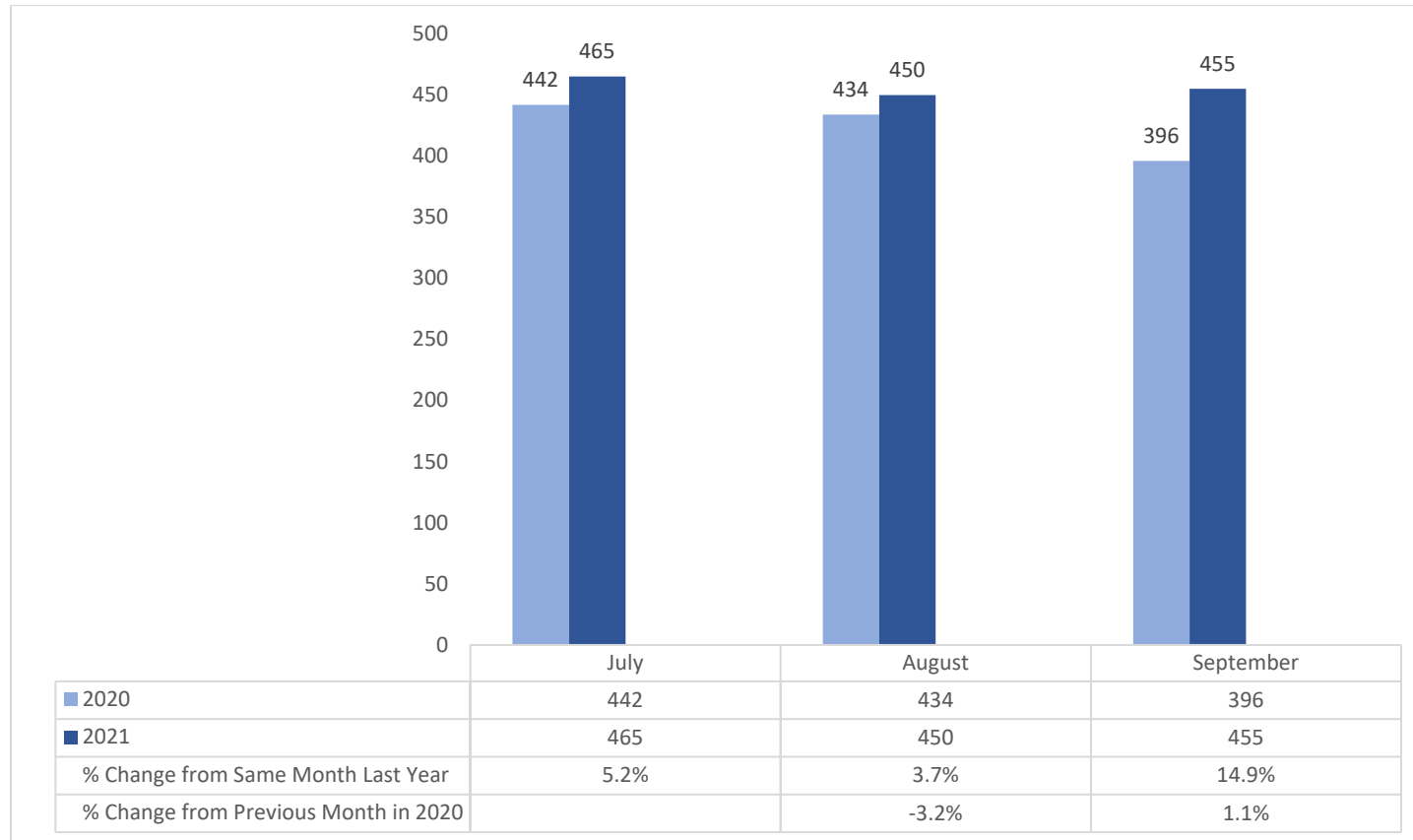
There were 47,626 civil case filings from July 2021 to September 2021. Civil case filings declined 20.9% in July 2021 (16,130 civil case filings) compared to July 2020 (20,400 civil case filings). In August 2021, there were 15,598 civil case filings, a decrease of 22.3% from August 2020 and a decrease of 3.3% from July 2021. In September 2021, there were 15,898 civil case filings, a decrease of 8.4% from September 2020 and an increase of 1.9% from August 2021.

Figure 35: District Court Civil Hearings Held/Concluded 2020 and 2021



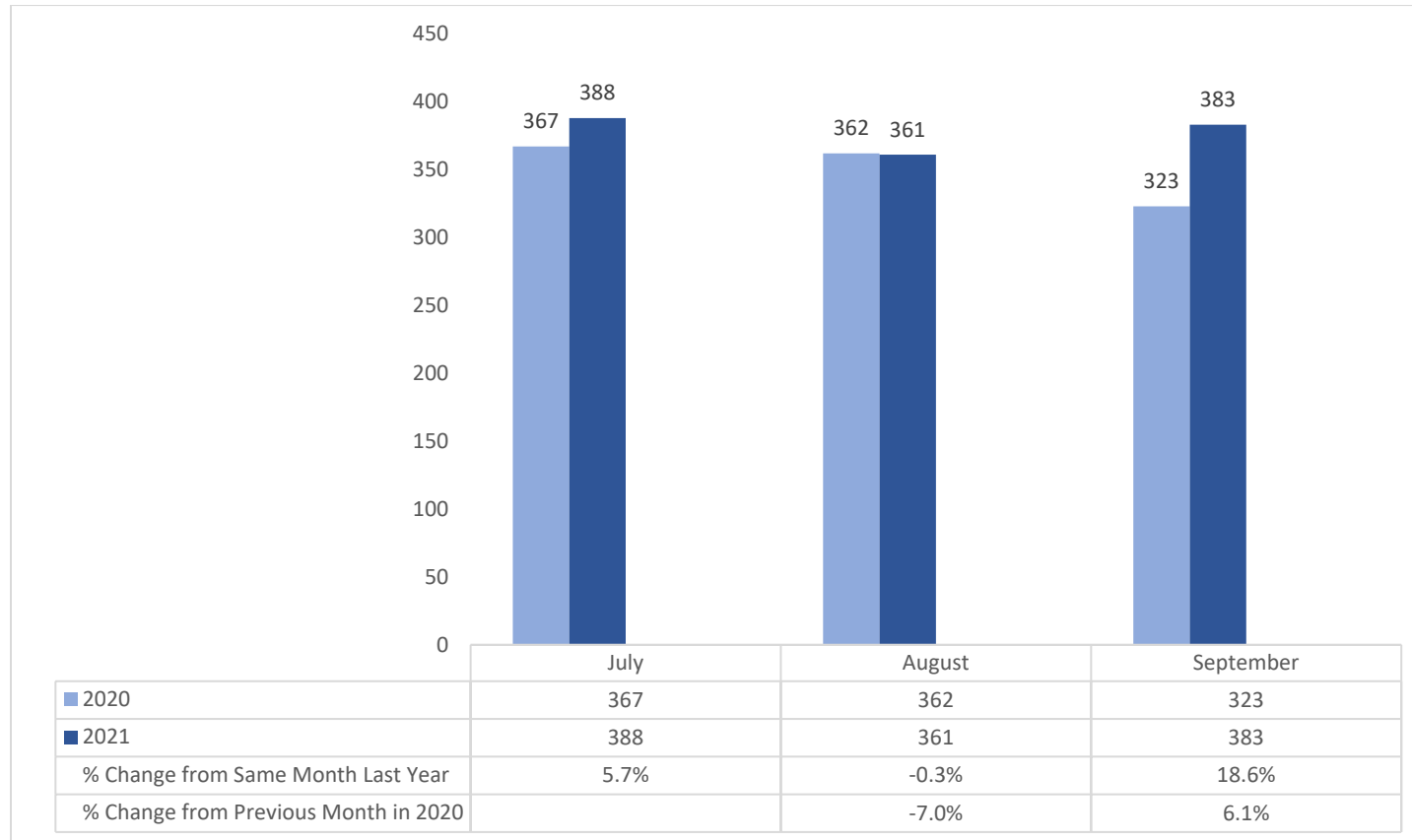
There were 52,435 civil hearings held/concluded from July 2021 to September 2021. Civil hearings held/concluded increased 12.4% in July 2021 (17,953 civil hearings held/concluded) compared to July 2020 (15,971 civil hearings held/concluded). In August 2021, there were 17,863 civil hearings held/concluded, an increase of 26.0% from August 2020 and a decrease of 0.5% from July 2021. In September 2021, there were 16,619 civil hearings held/concluded, an increase of 24.6% from September 2020 and a decrease of 7.0% from August 2021.

Figure 36: District Court Emergency Evaluations Filed, 2020 and 2021



There were 1,370 emergency evaluations filed from July 2021 to September 2021. Emergency evaluations filed increased 5.2% in July 2021 (465 emergency evaluations filed) compared to July 2020 (442 emergency evaluations filed). In August 2021, there were 450 emergency evaluations filed, an increase of 3.7% from August 2020 and a decrease of 3.2% from July 2021. In September 2021, there were 455 emergency evaluations filed, an increase of 14.9% from September 2020 and an increase of 1.1% from August 2021.

Figure 37: District Court Emergency Evaluations Granted, 2020 and 2021



There were 1,132 emergency evaluations granted from July 2021 to September 2021. Emergency evaluations granted increased 5.7% in July 2021 (388 emergency evaluations granted) compared to July 2020 (367 emergency evaluations granted). In August 2021, there were 361 emergency evaluations granted, a decrease of 0.3% from August 2020 and a decrease of 7.0% from July 2021. In September 2021, there were 383 emergency evaluations granted, an increase of 18.6% from September 2020 and an increase of 6.1% from August 2021.

District Court Criminal Case Activity

Table 22: District Court Original Criminal Case Filings, Hearings Held/Concluded, Pleas and Dispositions July-September 2020 and 2021

District Court Criminal Case Activity	July			August				September			
	2020	2021	Percent Change from Last Year: July 2020 & 2021	2020	2021	Percent Change from Previous Month: August & July 2021	Percent Change from Last Year: August 2020 & 2021	2020	2021	Percent Change from Previous Month: September & August 2021	Percent Change from Last Year: September 2020 & 2021
Total Original Criminal Filings	9,081	8,683	-4.4%	8,832	8,502	-2.1%	-3.7%	8,579	8,141	-4.2%	-5.1%
Criminal Pleas	10,912	17,969	64.7%	11,227	18,206	1.3%	62.2%	14,198	17,275	-5.1%	21.7%
Total Criminal Hearings	17,321	20,163	16.4%	15,723	20,405	1.2%	29.8%	16,053	19,579	-4.0%	22.0%
Highlight - Bail Review Hearings	3,487	3,850	10.4%	3,525	4,000	3.9%	13.5%	3,510	3,592	-10.2%	2.3%
All Other Criminal Hearings	13,834	16,313	17.9%	12,198	16,405	0.6%	34.5%	12,543	15,987	-2.5%	27.5%
Total Dispositions	7,414	12,711	71.4%	8,681	12,529	-1.4%	44.3%	10,142	12,144	-3.1%	19.7%
Trial Dispositions	1,500	3,030	102.0%	1,844	3,244	7.1%	75.9%	2,615	3,098	-4.5%	18.5%
Non-Trial Dispositions	5,914	9,681	63.7%	6,837	9,285	-4.1%	35.8%	7,527	9,046	-2.6%	20.2%

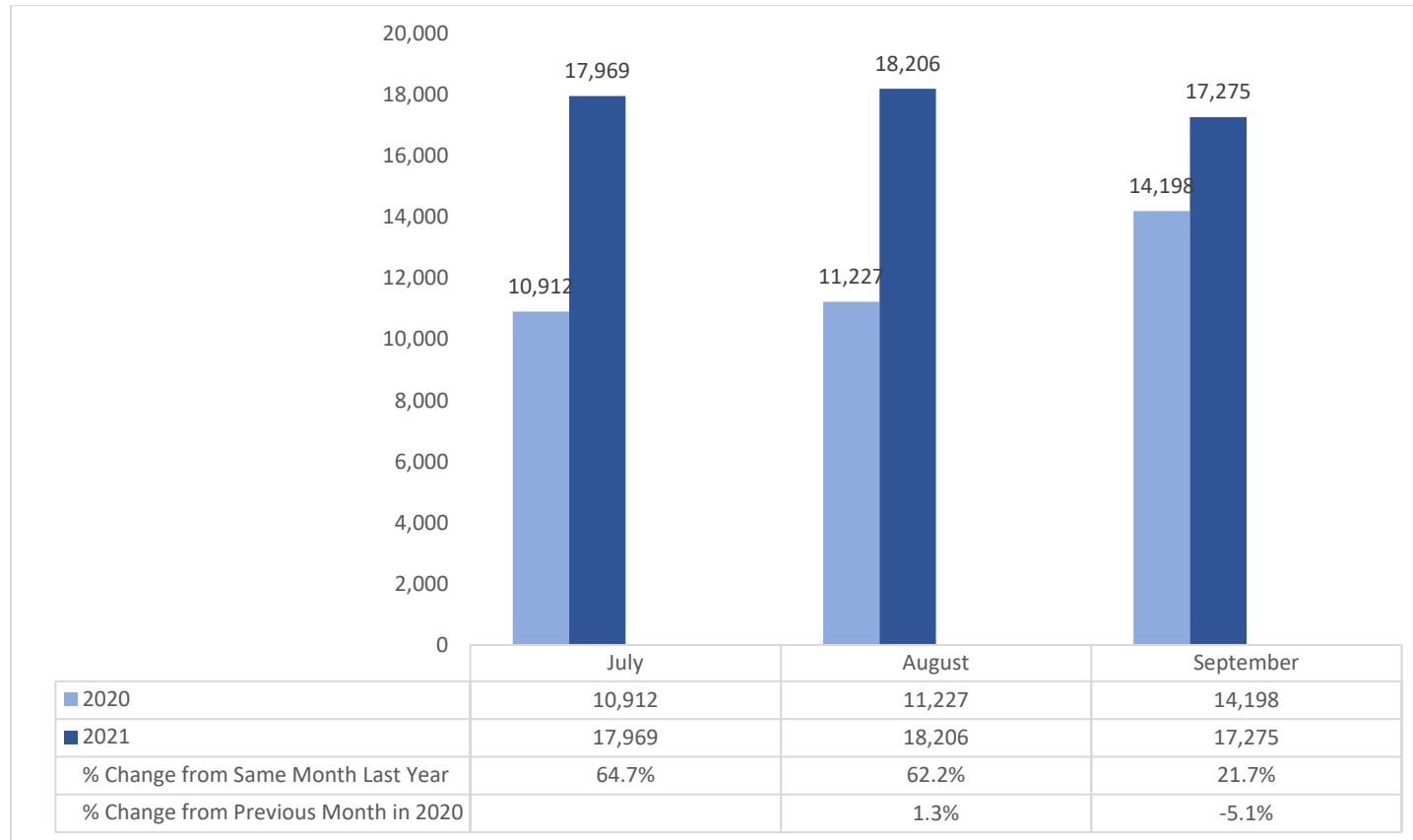
Note: Total criminal case filings, pleas, and hearings include fugitive warrants. Criminal filings, pleas, and hearings do not include those associated with motor vehicle violation.

Figure 38: District Court Criminal Cases Filed 2020 and 2021



There were 25,326 total original criminal filings from July 2021 to September 2021. Total original criminal filings declined 4.4% in July 2021 (8,683 total original criminal filings) compared to July 2020 (9,081 total original criminal filings). In August 2021, there were 8,502 total original criminal filings, a decrease of 3.7% from August 2020 and a decrease of 2.1% from July 2021. In September 2021, there were 8,141 total original criminal filings, a decrease of 5.1% from September 2020 and a decrease of 4.2% from August 2021.

Figure 39: District Court Criminal Pleas, 2020 and 2021



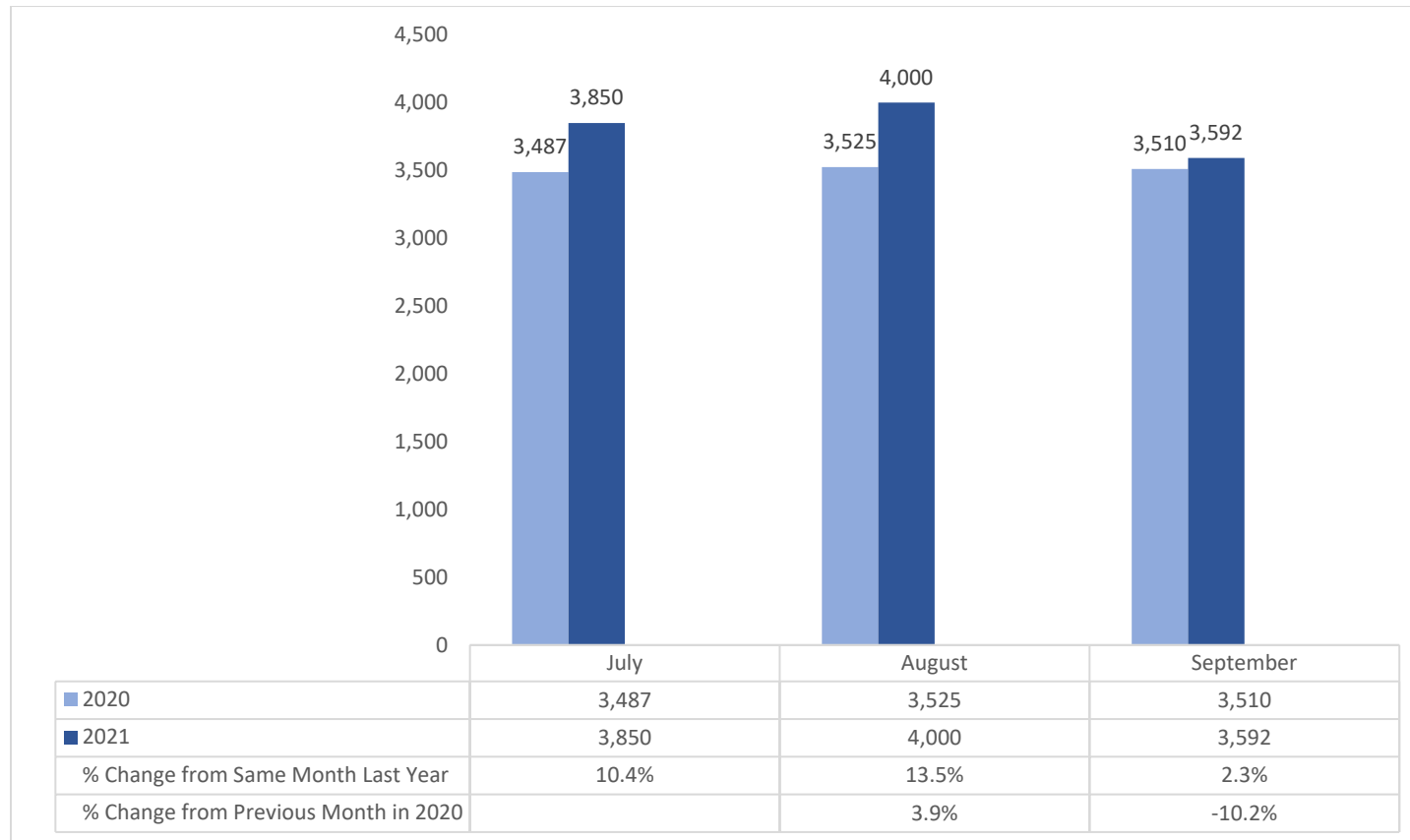
There were 53,450 criminal pleas from July 2021 to September 2021. Criminal pleas increased 64.7% in July 2021 (17,969 criminal pleas) compared to July 2020 (10,912 criminal pleas). In August 2021, there were 18,206 criminal pleas, an increase of 62.2% from August 2020 and an increase of 1.3% from July 2021. In September 2021, there were 17,275 criminal pleas, an increase of 21.7% from September 2020 and a decrease of 5.1% from August 2021.

Figure 40: District Court Criminal Hearings Held/Concluded 2020 and 2021



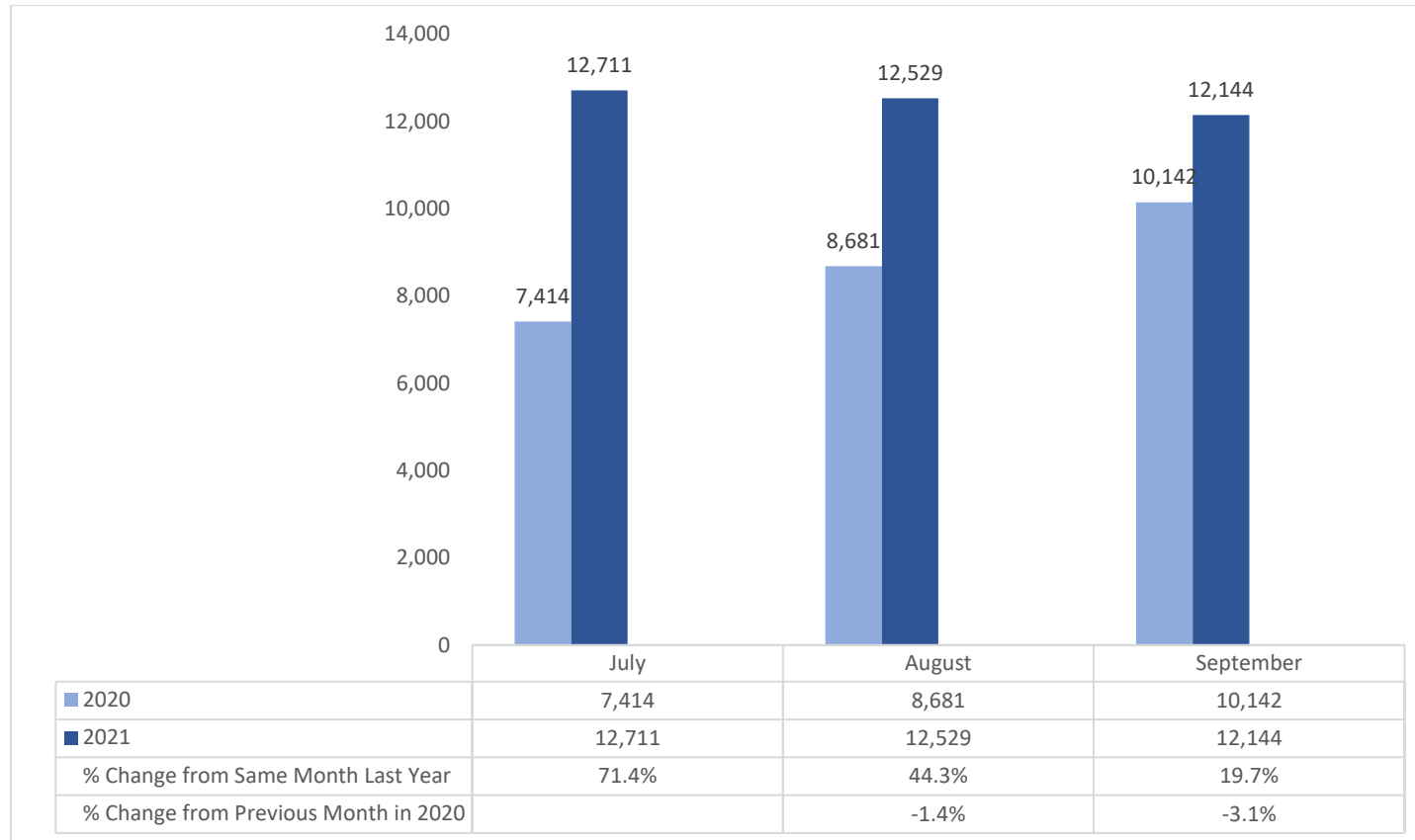
There were 60,147 criminal hearings from July 2021 to September 2021. Criminal hearings increased 16.4% in July 2021 (20,163 criminal hearings) compared to July 2020 (17,321 criminal hearings). In August 2021, there were 20,405 criminal hearings, an increase of 29.8% from August 2020 and an increase of 1.2% from July 2021. In September 2021, there were 19,579 criminal hearings, an increase of 22.0% from September 2020 and a decrease of 4.0% from August 2021.

Figure 41: District Court Criminal Bail Review Hearings 2020 and 2021



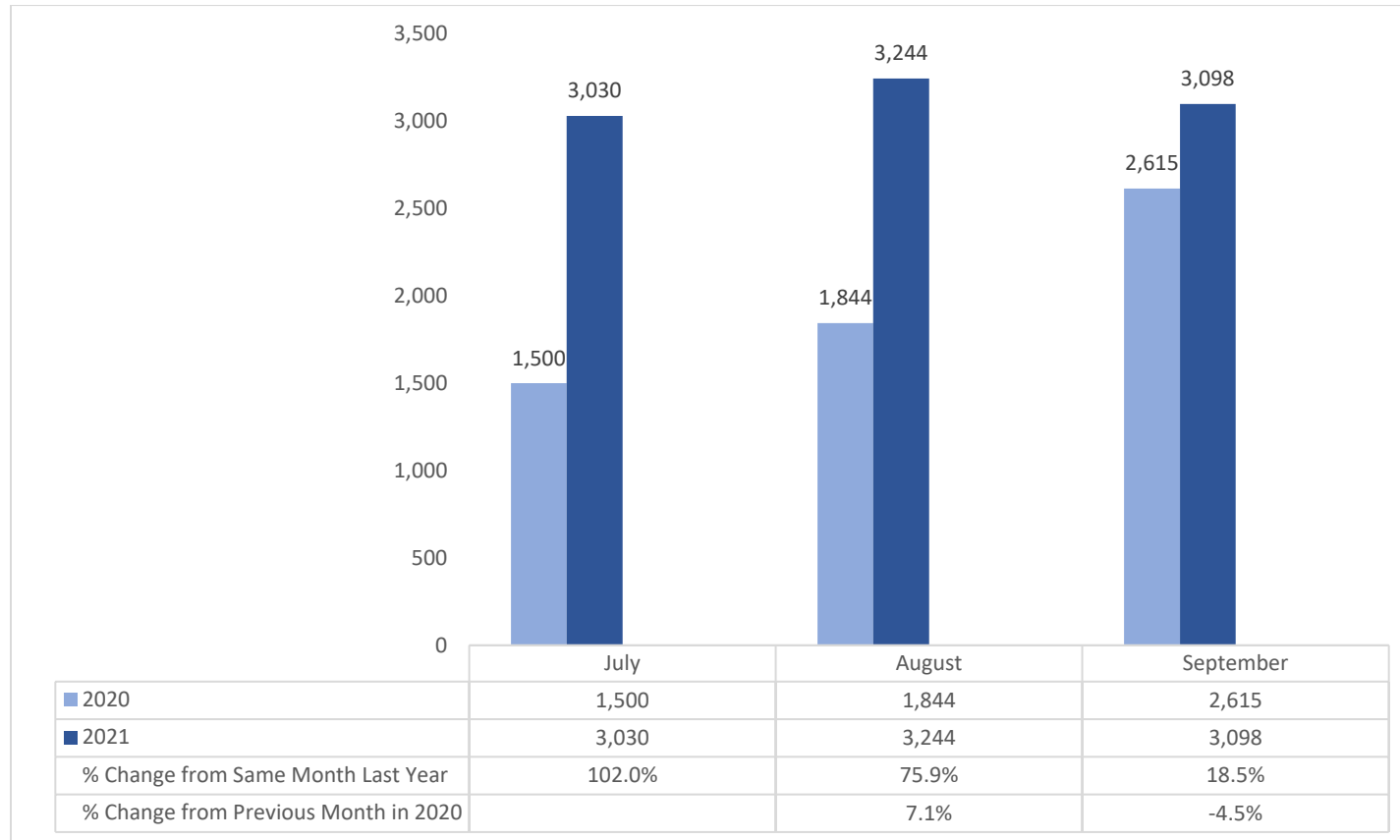
There were 11,442 bail review hearings from July 2021 to September 2021. Bail review hearings increased 10.4% in July 2021 (3,850 bail review hearings) compared to July 2020 (3,487 bail review hearings). In August 2021, there were 4,000 bail review hearings, an increase of 13.5% from August 2020 and an increase of 3.9% from July 2021. In September 2021, there were 3,592 bail review hearings, an increase of 2.3% from September 2020 and a decrease of 10.2% from August 2021.

Figure 42: District Court Criminal Dispositions 2020 and 2021



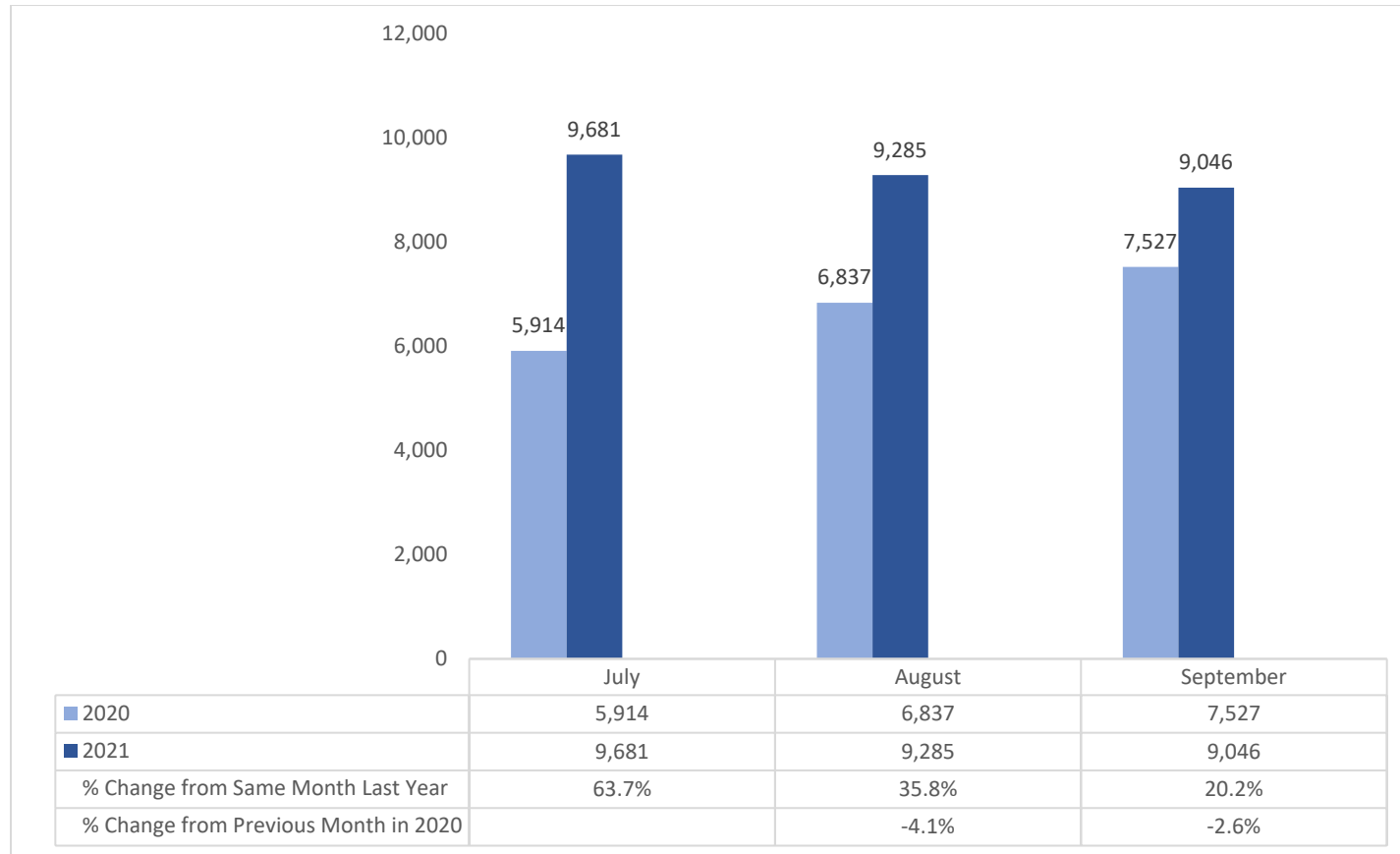
There were 37,384 total dispositions from July 2021 to September 2021. Total dispositions increased 71.4% in July 2021 (12,711 total dispositions) compared to July 2020 (7,414 total dispositions). In August 2021, there were 12,529 total dispositions, an increase of 44.3% from August 2020 and a decrease of 1.4% from July 2021. In September 2021, there were 12,144 total dispositions, an increase of 19.7% from September 2020 and a decrease of 3.1% from August 2021.

Figure 43: District Court Criminal Trial Dispositions, 2020 and 2021



There were 9,372 Trial Dispositions from July 2021 to September 2021. Trial Dispositions increased 102.0% in July 2021 (3,030 Trial Dispositions) compared to July 2020 (1,500 Trial Dispositions). In August 2021, there were 3,244 Trial Dispositions, an increase of 75.9% from August 2020 and an increase of 7.1% from July 2021. In September 2021, there were 3,098 Trial Dispositions, an increase of 18.5% from September 2020 and a decrease of 4.5% from August 2021.

Figure 44: District Court Criminal Non-Trial Dispositions 2020 and 2021



There were 28,012 Non-Trial Dispositions from July 2021 to September 2021. Non-Trial Dispositions increased 63.7% in July 2021 (9,681 Non-Trial Dispositions) compared to July 2020 (5,914 Non-Trial Dispositions). In August 2021, there were 9,285 Non-Trial Dispositions, an increase of 35.8% from August 2020 and a decrease of 4.1% from July 2021. In September 2021, there were 9,046 Non-Trial Dispositions, an increase of 20.2% from September 2020 and a decrease of 2.6% from August 2021.

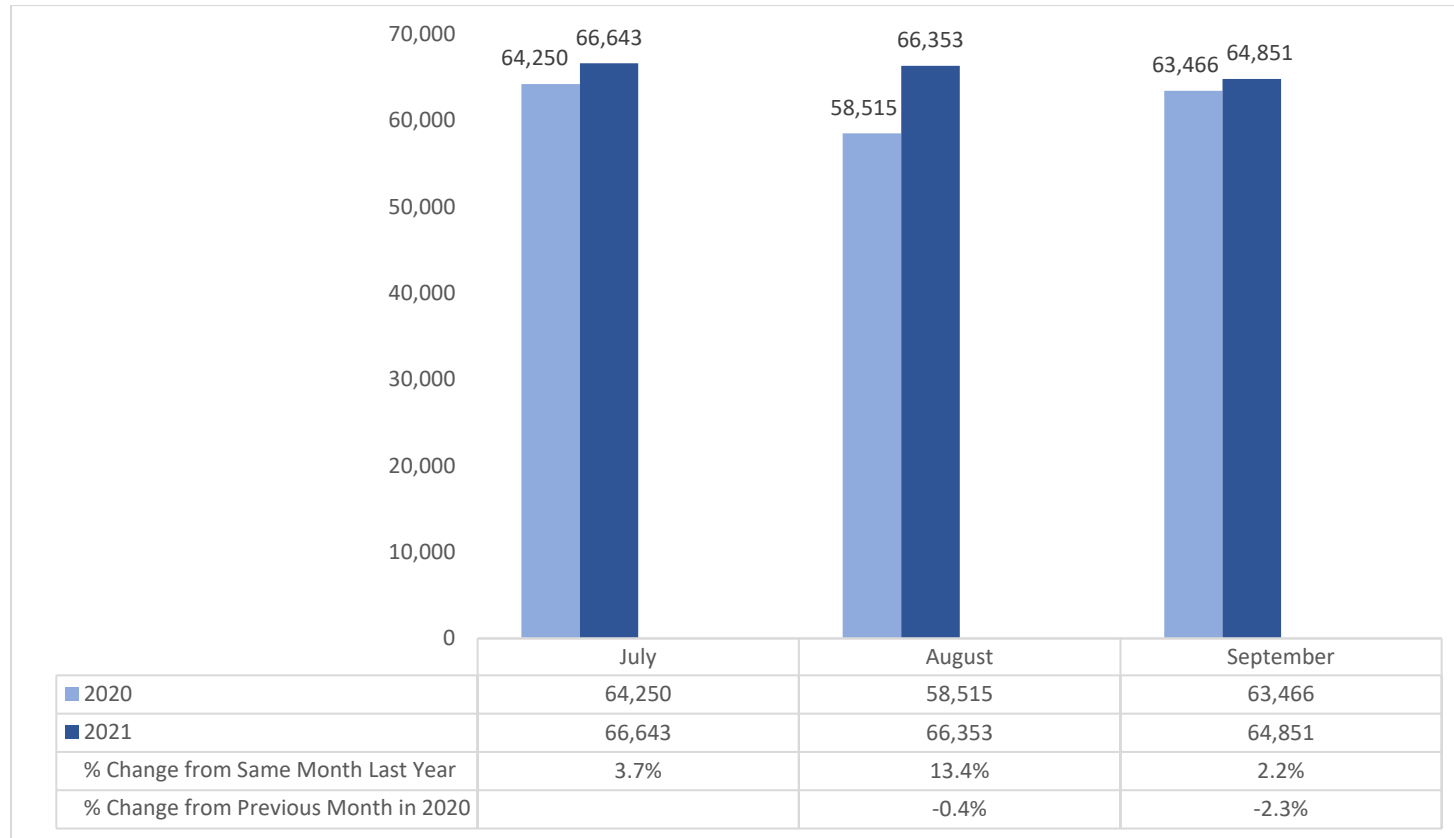
District Court Motor Vehicle Case Activity

Table 23: District Court Motor Vehicle Cases Filed, Hearings Held/Concluded and Dispositions July-September 2020 and 2021

District Court Motor Vehicle Case Activity	July			August				September			
	2020	2021	Percent Change from Last Year: July 2020 & 2021	2020	2021	Percent Change from Previous Month: August & July 2021	Percent Change from Last Year: August 2020 & 2021	2020	2021	Percent Change from Previous Month: September & August 2021	Percent Change from Last Year: September 2020 & 2021
Total Original Motor Vehicle Filings	64,250	66,643	3.7%	58,515	66,353	-0.4%	13.4%	63,466	64,851	-2.3%	2.2%
Motor Vehicle Pleas	31,755	57,201	80.1%	37,913	58,452	2.2%	54.2%	44,950	61,195	4.7%	36.1%
Total Motor Vehicle Hearings	12,284	30,820	150.9%	16,988	30,681	-0.5%	80.6%	21,263	33,312	8.6%	56.7%
Highlight -Bail Review Hearings	270	326	20.7%	294	368	12.9%	25.2%	271	383	4.1%	41.3%
All Other Motor Vehicle Hearings	12,014	30,494	153.8%	16,694	30,313	-0.6%	81.6%	20,992	32,929	8.6%	56.9%
Total Motor Vehicle Dispositions	33,101	68,174	106.0%	42,197	69,607	2.1%	65.0%	47,008	86,509	24.3%	84.0%

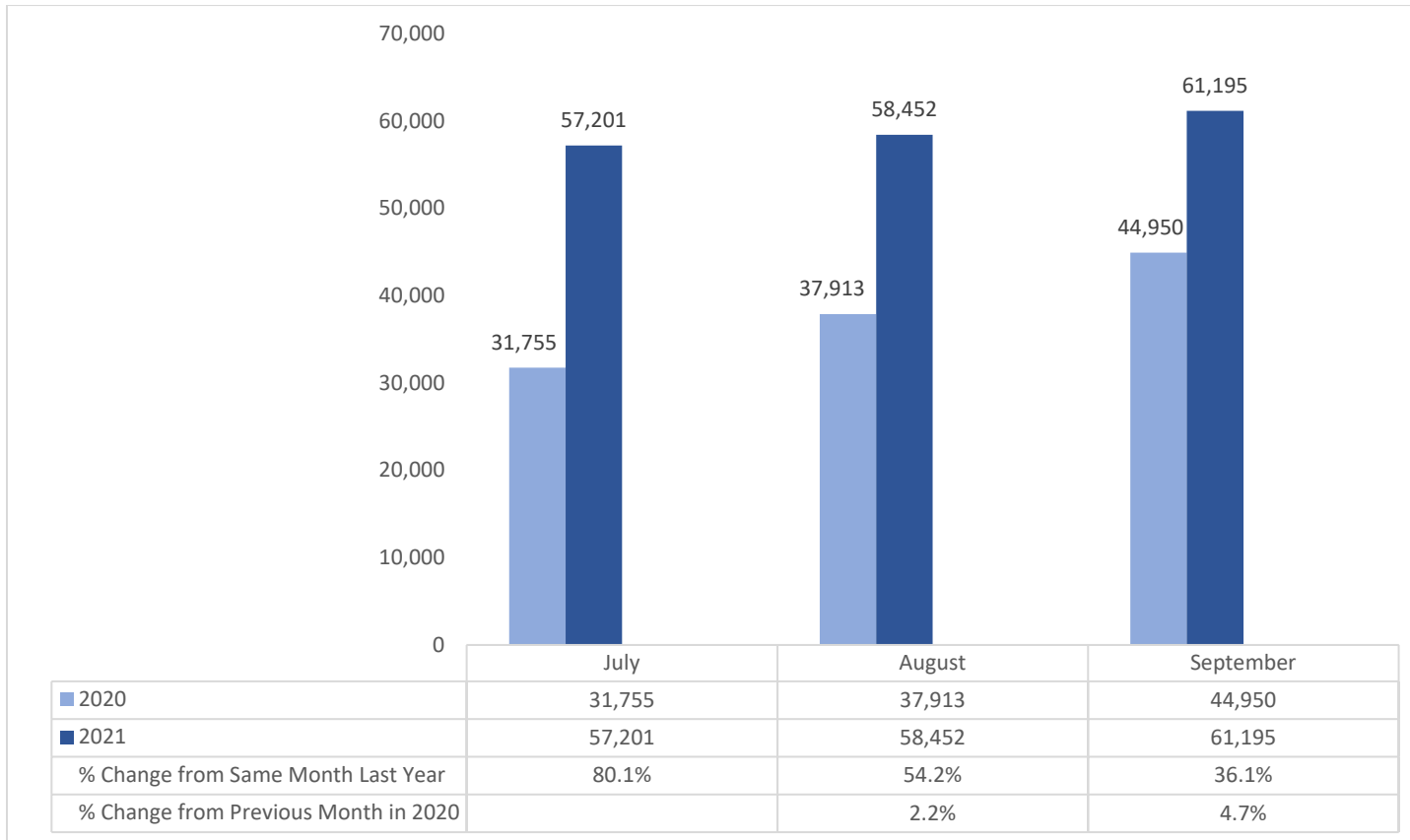
Note: Motor vehicle filings, hearings, and pleas include all citations associated with an incident, including Transportation Article §21-902, payable and must appear, mass transit, natural resource and parking and red-light violations.

Figure 45: District Court Motor Vehicle Cases Filed, 2020 and 2021



There were 197,847 motor vehicle cases filed from July 2021 to September 2021. Motor vehicle cases filed increased 3.7% in July 2021 (66,643 motor vehicle cases filed) compared to July 2020 (64,250 motor vehicle cases filed). In August 2021, there were 66,353 motor vehicle cases filed, an increase of 13.4% from August 2020 and a decrease of 0.4% from July 2021. In September 2021, there were 64,851 motor vehicle cases filed, an increase of 2.2% from September 2020 and a decrease of 2.3% from August 2021.

Figure 46: District Court Motor Vehicle Case Pleas, 2020 and 2021



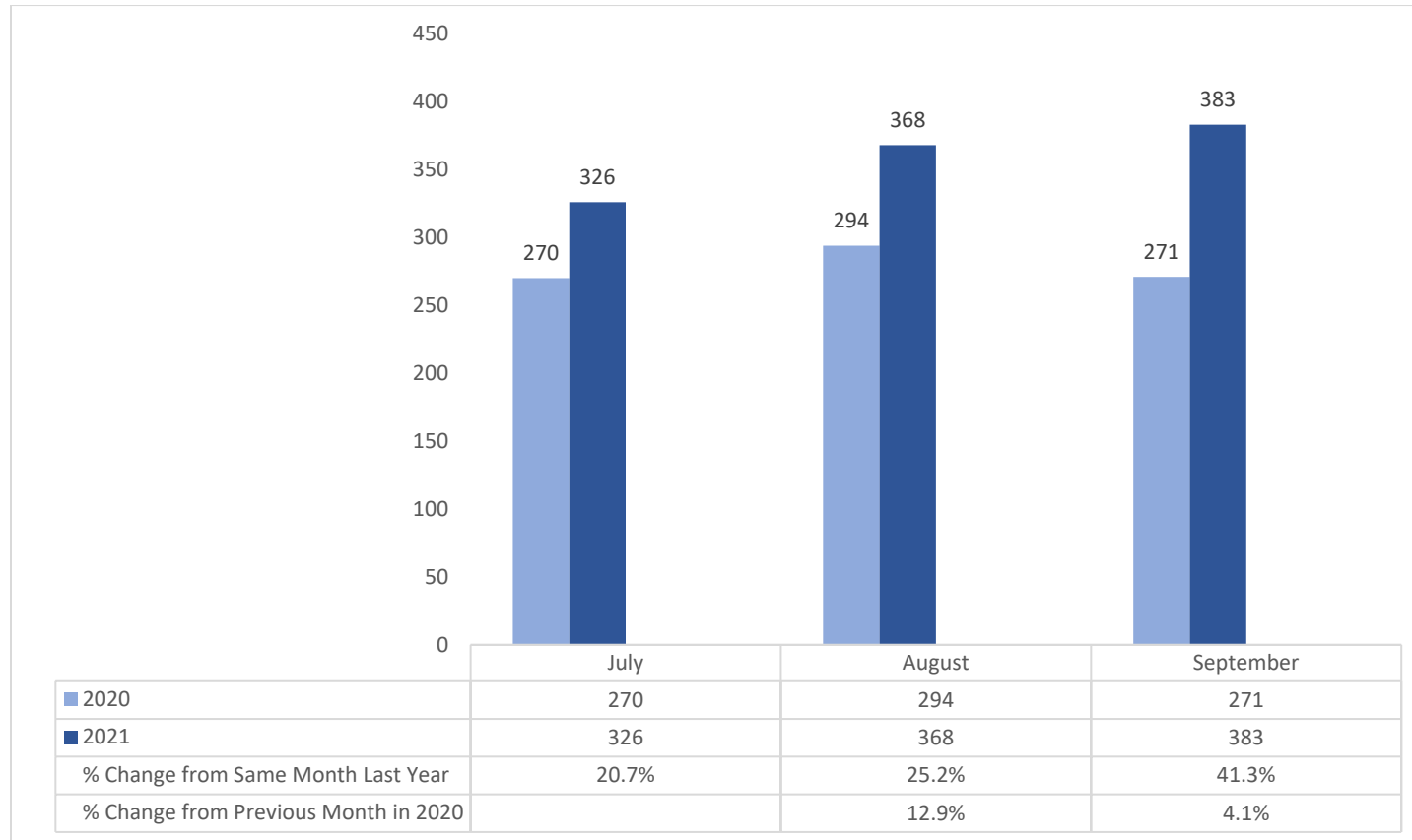
There were 176,848 motor vehicle pleas from July 2021 to September 2021. Motor vehicle pleas increased 80.1% in July 2021 (57,201 motor vehicle pleas) compared to July 2020 (31,755 motor vehicle pleas). In August 2021, there were 58,452 motor vehicle pleas, an increase of 54.2% from August 2020 and an increase of 2.2% from July 2021. In September 2021, there were 61,195 motor vehicle pleas, an increase of 36.1% from September 2020 and an increase of 4.7% from August 2021.

Figure 47: District Court Motor Vehicle Hearings Held/Concluded, 2020 and 2021



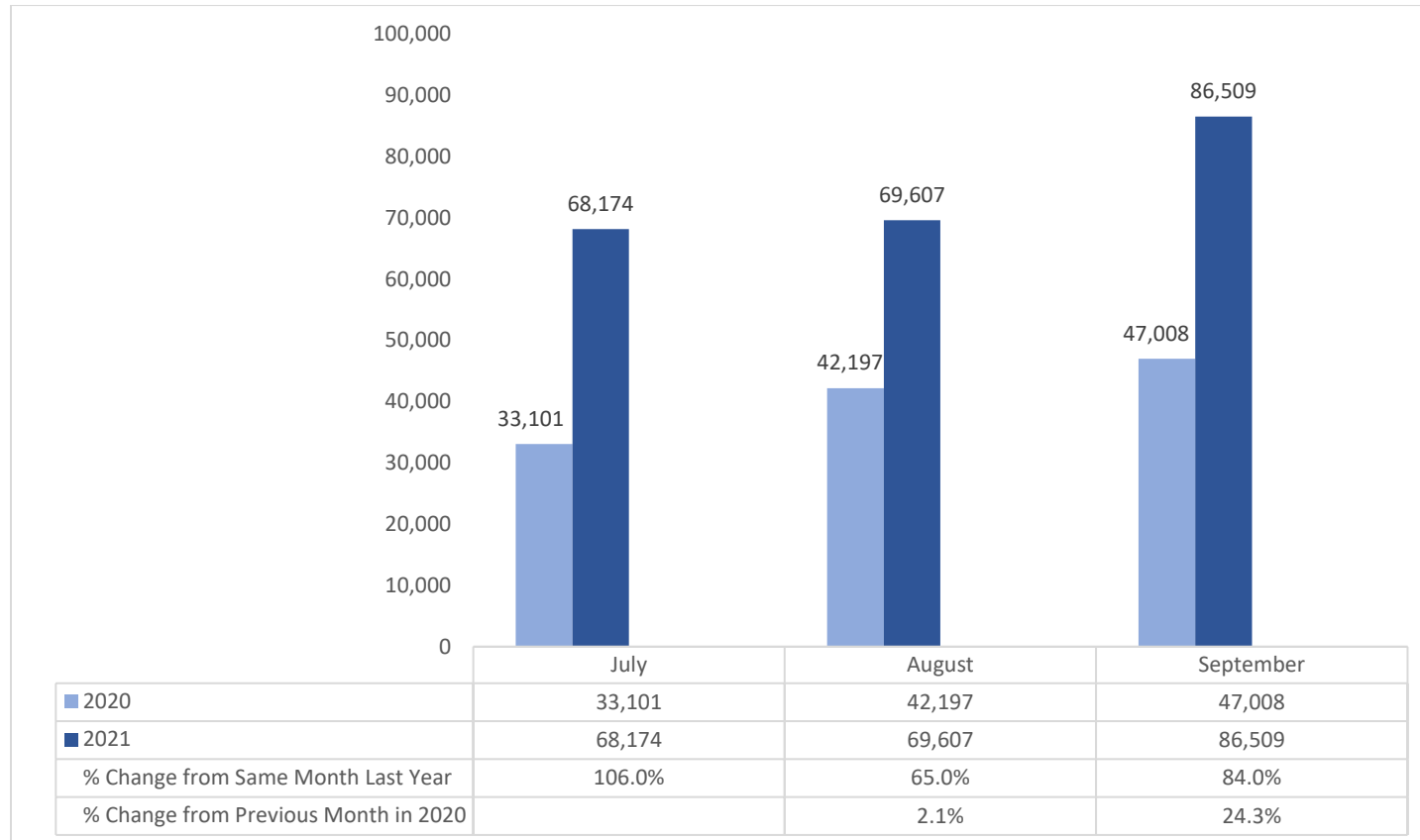
There were 94,813 motor vehicle hearings from July 2021 to September 2021. Motor vehicle hearings increased 150.9% in July 2021 (30,820 motor vehicle hearings) compared to July 2020 (12,284 motor vehicle hearings). In August 2021, there were 30,681 motor vehicle hearings, an increase of 80.6% from August 2020 and a decrease of 0.5% from July 2021. In September 2021, there were 33,312 motor vehicle hearings, an increase of 56.7% from September 2020 and an increase of 8.6% from August 2021.

Figure 48: District Court Motor Vehicle Bail Review Hearings, 2020 and 2021



There were 1,077 bail review hearings from July 2021 to September 2021. Bail review hearings increased 20.7% in July 2021 (326 bail review hearings) compared to July 2020 (270 bail review hearings). In August 2021, there were 368 bail review hearings, an increase of 25.2% from August 2020 and an increase of 12.9% from July 2021. In September 2021, there were 383 bail review hearings, an increase of 41.3% from September 2020 and an increase of 4.1% from August 2021.

Figure 49: District Court Motor Vehicle Dispositions, 2020 and 2021



There were 224,290 total motor vehicle dispositions from July 2021 to September 2021. Total motor vehicle dispositions increased 106.0% in July 2021 (68,174 total motor vehicle dispositions) compared to July 2020 (33,101 total motor vehicle dispositions). In August 2021, there were 69,607 total motor vehicle dispositions, an increase of 65.0% from August 2020 and an increase of 2.1% from July 2021. In September 2021, there were 86,509 total motor vehicle dispositions, an increase of 84.0% from September 2020 and an increase of 24.3% from August 2021.

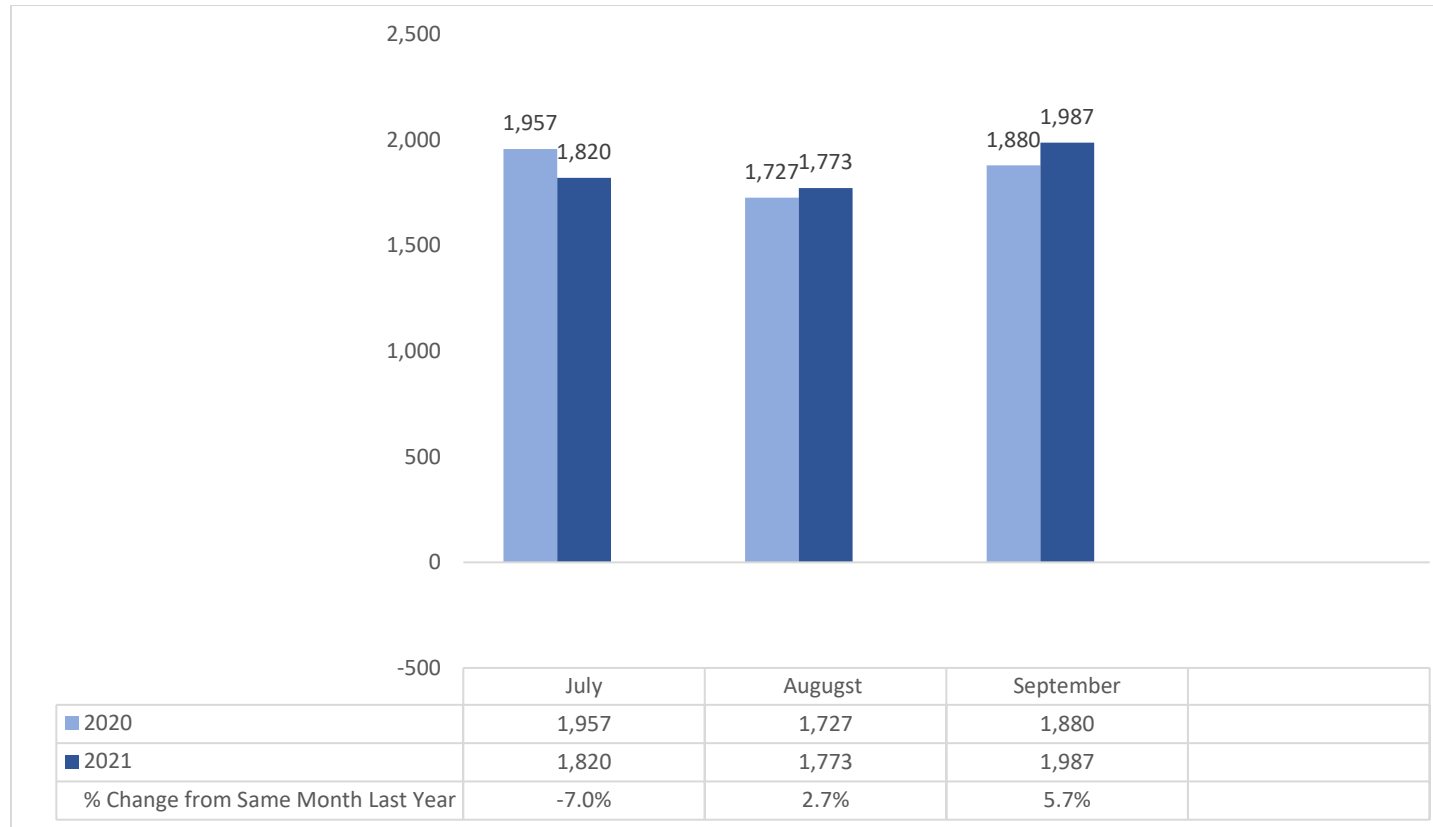
Problem-Solving Court Activity

Table 24: Problem-Solving Court (PSC) Hearings, Number of Participants in Attendance July-September 2020 and 2021

	July			August				September			
	2020	2021	Percent Change from Last Year: July 2020 & 2021	2020	2021	Percent Change from Previous Month: August & July 2021	Percent Change from Last Year: August 2020 & 2021	2020	2021	Percent Change from Previous Month: September & August 2021	Percent Change from Last Year: September 2020 & 2021
# of Participants Participating in Court Hearings	1,957	1,820	-7.0%	1,727	1,773	-2.6%	2.7%	1,880	1,987	12.1%	5.7%

Source: Statewide Maryland Automated Record Tracking (SMART)

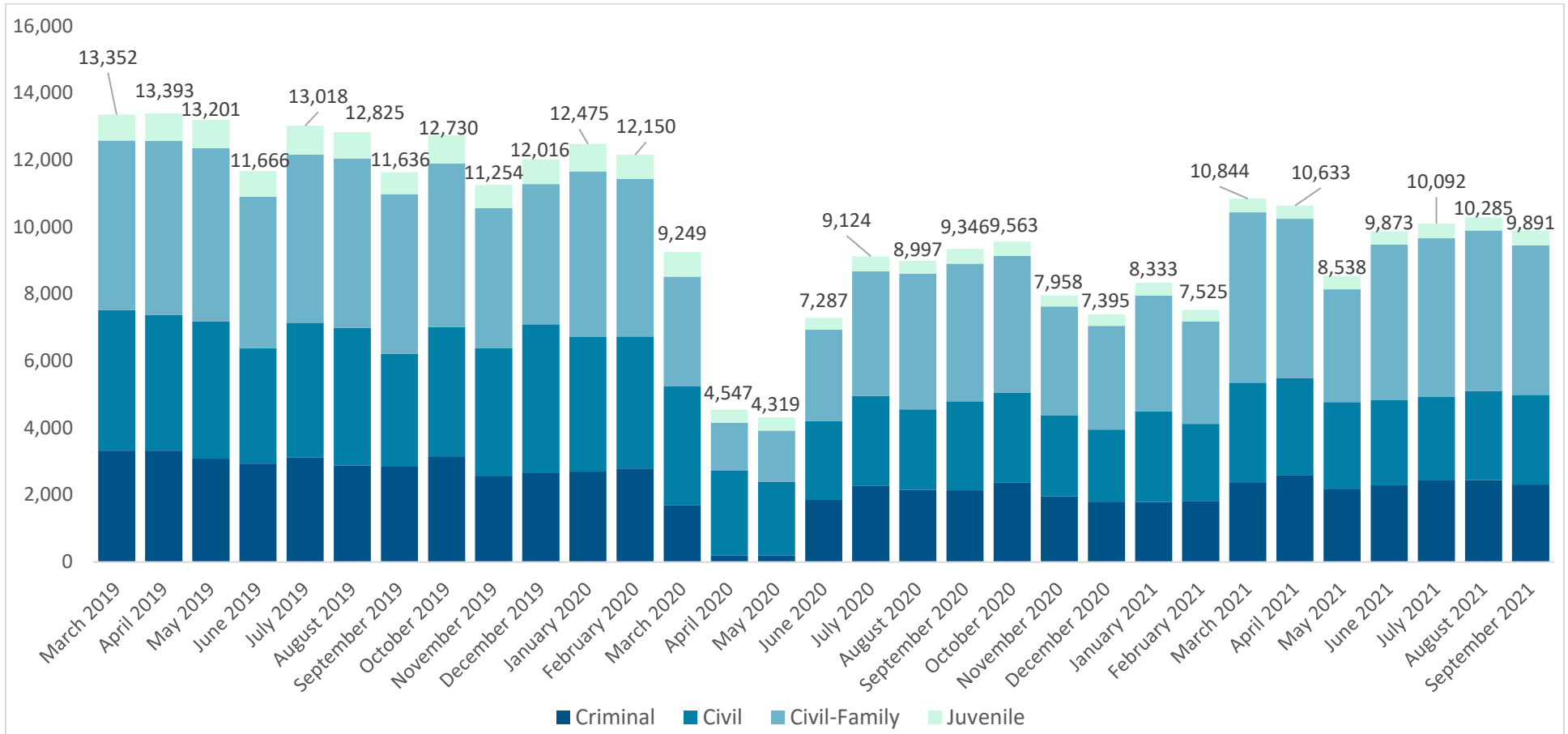
Figure 50: District and Circuit Court Problem-Solving Court (PSC) Hearings, Number of Participants in Attendance 2020, and 2021



There were 5,580 participants participating in PSC hearings from July 2021 to September 2021. Participants participating in PSC hearings increased 0.3% from July to September 2021 compared to July to September 2020 (5,564 participants participating in PSC hearings). Participants participating in PSC hearings declined 7% in July 2021 (1,820 participants participating in PSC hearings) compared to July 2020 (1,957 participants participating in PSC hearings). In August 2021, there were 1,773 participants participating in PSC hearings, an increase of 3% from August 2020 and a decrease of 2.6% from July 2021. In September 2021, there were 1,987 participants participating in (PSC) hearings, an increase of 5.7% from September 2020 and an increase of 12.1% from August 2021.

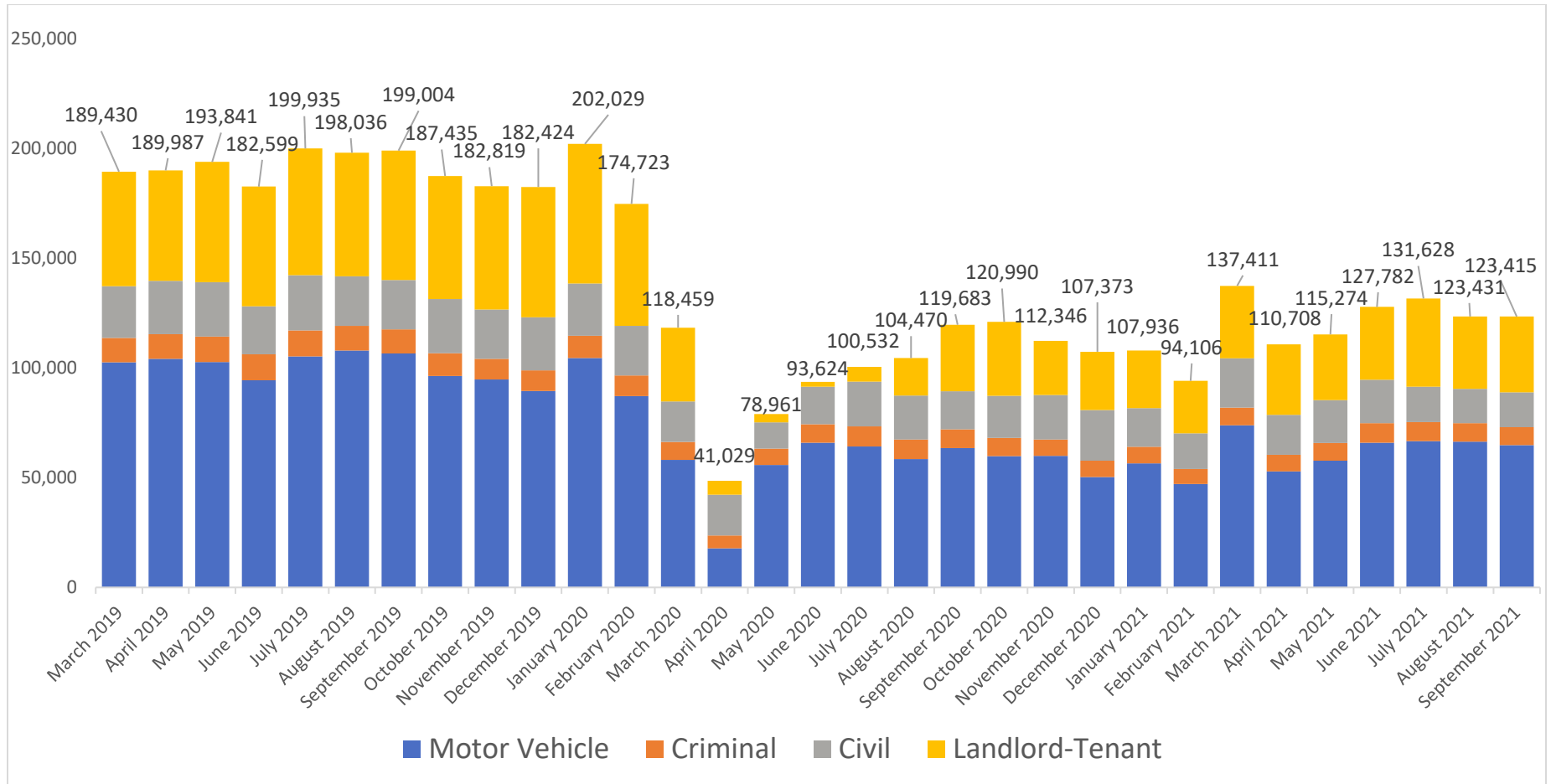
Long-term Case Activity Tracker – March 2019 to September 2021

Figure 51: Circuit Court Case Monthly Original Filings by Category – March 2019-September 2021



During the 31-month period from March 2019 to September 2021, the greatest number of circuit court original filings occurred in April 2019 (13,393 original filings) and the fewest filings occurred in May 2020 (4,319 original filings). The greatest monthly percentage decrease in filings occurred from March 2020 to April 2020 (a 50.8% decrease, 4,702 fewer filings). The greatest monthly percentage increase in filings occurred from May 2020 to June 2020 (a 68.7% increase). The greatest numeric increase in filings occurred from February to March 2021 (3,319 more filings in March). From July to September 2021 there was a monthly average of 10,089 circuit court original filings, an increase of 10% from July to September 2020 (9,156 monthly filings) and a decrease of 19% from July to September 2019 (12,493 monthly filings).

Figure 52: District Court Case Monthly Original Filings by Category – March 2019-September 2021



During the 31-month period from March 2019 to September 2021, the greatest number of District Court original filings occurred in January 2020 (202,029 original filings) and the fewest filings occurred in April 2020 (41,029 original filings). The greatest percentage decrease in filings occurred from March 2020 to April 2020 (a 65.4% decrease, 77,430 fewer filings). The greatest percentage increase in filings occurred from April 2020 to May 2020 (a 92.5% increase). The greatest numeric increase in filings occurred from February to March 2021 (43,305 more filings in March). From July to September 2021 there was a monthly average of 126,158 District Court original filings, an increase of 17% from July to September 2020 (108,228 monthly filings) and a decrease of 46% from July to September 2019 (198,992 monthly filings).

Appendices

Appendix A: [COVID 19 Timeline](#)

Appendix B: COVID Administrative Orders*(Active)

COVID 19 Administrative Orders	
January 14, 2022	Extension of Interim Administrative Order of December 27, 2021 Restricting Statewide Judiciary Operations in Light of the Omicron Variant of the COVID-19 Emergency
December 28, 2021	Eighth Administrative Order on Remote Oral Arguments
December 27, 2021	Interim Administrative Order of December 27, 2021 Restricting Statewide Judiciary Operations in Light of the Omicron Variant of the COVID-19 Emergency
October 29, 2021	Limitation on Applications and Covid-19 Vaccination/Testing Requirements for Applicants for the February 2022 Uniform Bar Exam in Maryland
October 22, 2021	Seventh Administrative Order on Remote Oral Arguments
September 15, 2021	Sixth Administrative Order on Remote Oral Arguments
August 20, 2021	COVID-19 Vaccination Requirement for Judiciary Personnel in Courthouses and Judicial Branch Facilities
August 18, 2021	Fifth Administrative Order on Remote Oral Arguments
August 6, 2021	Third Amended Administrative Order Expanding Statewide Judiciary Operations in Light of the COVID-19 Emergency Ninth Administrative Order Clarifying COVID-19 Health Measures in Courthouses and Judicial Branch Facilities Fourth Amended Administrative Order on Lifting the Statewide Suspension of Jury Trials and Maintaining Grand Juries Tenth Amended Administrative Order on the Suspension During the COVID-19 Emergency of Foreclosures, Evictions, and Other Ejectments Involving Residences Tenth Revised Administrative Order on the Emergency Tolling or Suspension of Statutes of Limitations and Statutory and Rules Deadlines Related to the Initiation of Matters and Certain Statutory and Rules Deadlines in Pending Matters
February 2, 2021,	First Amended Administrative Order on Case Time Standards and Related Reports for Fiscal Years 2020 and 2021 in Light of the COVID-19 Emergency
December 16, 2020	Second Administrative Order on Remote Oral Arguments
November 12, 2020	Fifth Administrative Order Restricting Statewide Judiciary Operations Due to the COVID- 19 Emergency

<u>COVID 19 Administrative Orders</u>	
October 26, 2020	Remote Oral Arguments
June 03, 2020	Amended Administrative Order Lifting the Suspension During the COVID-19 Emergency of Foreclosures, Evictions, and Other Ejectments Involving Residences
May 26, 2020	Postponement of the July 2020 Maryland Bar Examination
May 18, 2020	Rescheduling May Oral Arguments and Postponing Other Oral Arguments
May 01, 2020	Amended Administrative Order on Remote Proceedings Held During the COVID-19 Emergency Case Time Standards and Related Reports for Fiscal Years 2020 and 2021 in Light of the COVID-19 Emergency
April 14, 2020	Guiding the Response of the Trial Courts of Maryland to the COVID-19 Emergency as it Relates to Those Persons who are Incarcerated or Imprisoned
April 13, 2020	Guiding the Response of Circuit Courts Sitting as Juvenile Courts to the COVID-19 Emergency as it Relates to those Juveniles who are Detained, Committed Pending Placement or in Commitments
April 07, 2020	Administration of the Attorney Oath
March 27, 2020	Permissive Use of the MDEC System for Appellate Filings During the COVID-19 Emergency
March 18, 2020	Statewide Operations That Must Be Maintained During the COVID-19 Emergency: Land Records

**Does not include rescinded or obsolete orders*

Appendix C: Judicial Operations by Court and Phase

Phase I: March 16, 2020-June 5, 2020

During this phase court activity was limited to emergency operations only with few exceptions.

District Court

- Bail reviews
- Bench warrants
- Emergency evaluations
- Quarantine and isolation violations
- Body attachments

District Court Commissioners

- New extreme risk protective order petitions
- New domestic violence protective order petitions (adult respondents)
- New peace order petitions
- Initial appearances
- Applications for statement of charges
- Bail bonds
- Bench warrant satisfactions

Circuit Courts

- Bail reviews
- Bench warrants
- Arraignments for detained defendants
- Juvenile detention
- Juvenile shelter care
- Peace order petitions (juvenile respondents)
- Emergency evaluations
- Quarantine and isolation
- Extradition
- Body attachments
- Extreme risk protective order appeals

Court of Special Appeals

- Injunctive relief pending appeal
- Appeals if lack of action would result in dispositive outcome
- Appeals from quarantine and isolation matters

Court of Appeals

- Certain election law matters
- Mandamus
- Certified questions of law

- Quarantine and isolation

Phase II: June 5, 2020-July 19, 2020 and December 22, 2020-March 14, 2021

Phase II includes Phase I matters in addition to items below:

District Court

Criminal and Traffic

- Bail reviews and reconsiderations
- Matters regarding locally incarcerated defendants (in accordance with April 14, 2020 order)
- Trials for incarcerated individuals
- Trials for other criminal actions alleging violent acts
- Trials for alcohol-related motor vehicle cases
- Guilty pleas with deferral of incarceration start date considered
- Mental health evaluations and competency matters
- Preliminary hearings
- Hearings on petitions for violation of probation
- Juvenile waiver hearings
- Any other criminal proceeding that can be conducted remotely

District Court Commissioners

- Commissioners shall continue to hear all Phase I matters, including after regular court hours for interim domestic violence protective, peace, and extreme risk protective order petitions.; continued acceptance of circuit court bail bonds.

Circuit Courts

Civil

- Emergency habeas corpus matters
- Temporary restraining orders
- Scheduling conferences
- Status conferences
- On the record appeals
- Matters that can be handled remotely or without testimony or both.

Criminal

- Bail reviews, bail reconsiderations, and bench warrants including matters involving locally incarcerated defendants (in accordance with April 14, 2020 order)
- Arraignments for detained defendants
- Extradition cases
- Competency, criminal responsibility issues not requiring witness testimony status, and discovery and Hicks issues
- Deferred sentencing for non-incarcerated defendants
- Pleas agreements without recommendations for incarceration

- Motions that can be handled remotely or without testimony or both

Family

- Scheduling conferences
- Status conferences
- Uncontested divorce and other uncontested matters
- Domestic violence protective orders
- Domestic violence, peace, and extreme risk protective order appeals
- Family law emergencies that have been determined to require an expedited hearing
- Emergency issues in guardianship matters
- Temporary restraining orders
- Default hearings
- Exceptions not requiring witness testimony
- Matters that can be handled remotely or without testimony or both

Child in Need of Assistance (CINA)

- Shelter care hearings
- CINA matters that are uncontested or can be heard by proffer including adjudications, dispositions, permanency plans, and permanency plan reviews.
- Termination of parental rights that are by consent or proffer
- Exceptions (uncontested, consented to, or requiring legal argument only)
- Family Treatment/Recovery Court reviews
- Guardianships under juvenile causes
- Adoptions re: CINA and TPR youth
- Matters that can be handled remotely or without testimony or both

Juvenile Delinquency

- Detention hearings
- Peace order petitions (juvenile respondents)
- Arraignments and first appearances
- Emergency delinquency matters
- Adjudication with agreed to plea and/or by proffer
- Disposition by consent or proffer
- Disposition reviews
- Delinquency juvenile treatment plans and reviews
- Closure of probation and jurisdiction not requiring testimony
- Juvenile expungements not requiring testimony
- Juvenile permanency plans and reviews by consent or proffer
- Juvenile waivers by consent and not requiring testimony
- Exceptions no requiring witness testimony
- Matters that can be heard remotely or without testimony or both

Problem-solving Courts

- Proceedings of drug, mental health, family/dependence recovery, DUI, veterans, juvenile drug, and truancy courts.

Court of Special Appeals

- Fully operational
- The court will hear all matters in its jurisdiction.
- Most hearings will be held remotely.
- Mediation conducted by COSA ADR Division may be handled remotely.

Court of Appeals

- Fully operational
- The court will hear all matters in its jurisdiction.
- Hearings will be held remotely.

Phase III: July 20, 2020-August 30, 2020 and November 16, 2020-November 29, 2020²

Includes Phase I and Phase II matters in addition to items below:

District Court

Criminal and Traffic

- Trials for incarcerated defendants
- Other cases alleging violent acts, alcohol-related motor vehicle matters
- Preliminary hearings
- Begin scheduling minor traffic matters for dockets that begin during Phase IV, including previously postponed matters
- Violation of probation

Civil

- Resume handling temporary domestic violence protective, peace, and extreme risk protective order petitions during court hours.
- Begin scheduling civil matters, including trials, for dockets that begin during Phase IV, including previously postponed matters.

Landlord-Tenant

- Rent escrow actions, provided local inspection practices can be conducted
- Tenant holding over actions and associated warrants of restitution
- Breach of lease actions and any associated warrants of restitution
- Wrongful detainer actions and associated warrants of restitution

² A plain-language description of updated Phase III operating activities as of the [December 27, 2021 Administrative Order](#) can be found on the [Judiciary's Coronavirus Phased Reopening Plan](#) page (<https://mdcourts.gov/coronavirusphasedreopening>).

- Processing of warrants of restitution for failure to pay rent actions to begin after July 25, 2020, consistent with the Amended Order in regard to Foreclosures, Evictions, and Other Ejectments involving Residences.

District Court Commissioners

- Commissioners will resume hearing interim domestic violence protective order, peace, and extreme risk protective order petitions only after regular court hours.
- Continue to accept circuit court bail bonds through Phase IV.

Circuit Courts

Civil

- Motions requiring witness testimony
- Settlement hearings
- Attorney disciplinary hearings

Criminal

- Motions
- Expungements
- Violation of probation
- Non-jury trials
- Jury prayer status hearings
- Sentencings previously deferred

Family

- Resume handling temporary domestic violence protective order petitions during court hours
- Motions requiring witness testimony
- Pendente lite hearings
- Contempt proceedings
- Adoptions
- Guardianship – non-emergency
- Child support establishment
- Settlement hearings
- Court-ordered mediation

Child in Need of Assistance (CINA)

- All matters and motions that are contested and/or require testimony
- Adjudications, dispositions, permanency plans, and permanency plan reviews
- Exceptions hearings requiring witness testimony
- Contested TPRs

Juvenile Delinquency

- All matters that are contested and/or require testimony

- Adjudications
- Dispositions
- Disposition review
- Closure of probation and jurisdiction
- Motions
- Juvenile expungements
- Juvenile Permanency plan and permanency plan review
- Juvenile and adult sex offender registration
- Waiver hearings, including to and from Juvenile Court
- Exception hearings

Court of Special Appeals

- Same as Phase II.

Court of Appeals

- Same as Phase II.

Phase IV: August 31, 2020-November 15, 2020 and March 15, 2021-April 25, 2021

Includes Phase I, II and III matters plus:

District Court

Criminal and Traffic

- All criminal matters
- Minor traffic matters
- Begin scheduling dockets that begin during Phase IV for:
 - Red light
 - Parking
 - Speed camera
 - School bus
 - Toll/MTA
 - Other civil citations including previously postponed matters

Civil

- All civil matters

Landlord-Tenant

- Failure to pay rent

District Court Commissioners

- Fully operational
- Continue to accept circuit court bail bonds through Phase IV.

Circuit CourtsCivil

- Non-jury trials
- De novo appeals

Criminal

- Post-conviction hearings
- Three-judge panel sentence reviews

Family

- Hearings and trials
- Child support contempt

Child in Need of Assistance (CINA)

- Fully operational

Juvenile Delinquency

- Fully operational

Problem-solving Courts

- Fully operational

Court of Special Appeals

- Same as Phase II.

Court of Appeals

- Same as Phase II

Phase V: April 26, 2021-December 29, 2021

- All courts resume full operations.