



INJUSTICE AT EVERY TURN:

A LOOK AT BLACK RESPONDENTS IN THE NATIONAL TRANSGENDER DISCRIMINATION SURVEY

The National Transgender Discrimination Survey [NTDS] measured transgender experiences of discrimination.¹ The survey results showed that transgender people faced bias that affects all areas of life. However, one of the most important findings was that the combination of anti-transgender bias with structural and individual racism meant that transgender people of color experience particularly devastating levels of discrimination. Among them, Black transgender people often reported the highest levels of discrimination.

That is why the National Black Justice Coalition is proud to partner with the National Center for Transgender Equality and the National Gay and Lesbian Task Force, who collected the data through the NTDS, to offer this report on discrimination against Black transgender people. As America's leading national Black LGBT civil rights organization, the National Black Justice Coalition envisions a world where all people are fully-empowered to participate safely, openly and honestly in family, faith and community, regardless of gender identity and sexual orientation.

The information in this report is based on the experiences of the 381 respondents who were Black or Black multiracial.² When this report uses the phrase, "due to bias," it refers to the questions on the survey that asked about respondents' experiences of anti-transgender bias, but the results also show the complex interactions of that bias with race and socio-economic status.

KEY FINDINGS

- Discrimination was pervasive for all respondents who took the National Transgender Discrimination Survey, yet **the combination of anti-transgender bias and persistent, structural and individual racism was especially devastating for Black transgender people** and other people of color.
- **Black transgender people live in extreme poverty with 34% reporting a household income of less than \$10,000/year.** This is more than twice the rate for transgender people of all races (15%), four times the general Black population rate (9%), and over eight times the general US population rate (4%).³
- Black transgender people are affected by HIV in devastating numbers. **Over one-fifth of Black respondents were HIV-positive (20.23%) and an additional 10% reported that they did not know their status.** This compares to rates of 2.64% for transgender respondents of all races, 2.4% for the general Black population, and 0.60% of the general US population.⁴
- **Nearly half (49%) of Black respondents reported having attempted suicide.**
- **Black transgender people who were out to their families found acceptance at a higher rate than the overall sample of transgender respondents.**



EDUCATION


50% of Black respondents who attended school expressing a transgender identity or gender non-conformity **faced harassment**

- Black people who attended school as transgender people reported alarming rates of harassment (49%), physical assault (27%), and sexual assault (15%) at school; harassment was so severe that it led 21% to leave school. Six percent (6%) were also expelled due to bias.
- Respondents who were harassed and abused by teachers in K-12 settings showed dramatically worse health and other outcomes than those who did not experience such abuse. Peer harassment and abuse also had highly damaging effects.

EMPLOYMENT DISCRIMINATION

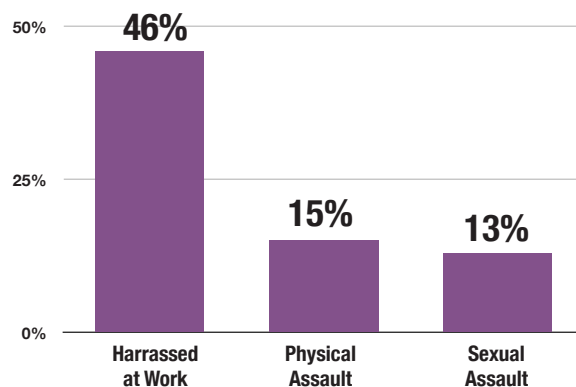


15% physically assaulted at work



- Black transgender people had an extremely high unemployment rate at 26%, two times the rate of the overall transgender sample and four times the rate of the general population.⁵
- Thirty-two percent (32%) of Black transgender people lost a job due to bias and 48% were not hired for a job due to bias.
- Forty-six percent (46%) of Black transgender people were harassed, 15% were physically assaulted, and 13% were sexually assaulted at work.
- Half (50%) of Black transgender people said they had been compelled to sell drugs or do sex work for income at some point in their lives.

Mistreatment at Work



HOUSING DISCRIMINATION AND HOMELESSNESS

41% of Black respondents said they had **experienced homelessness**



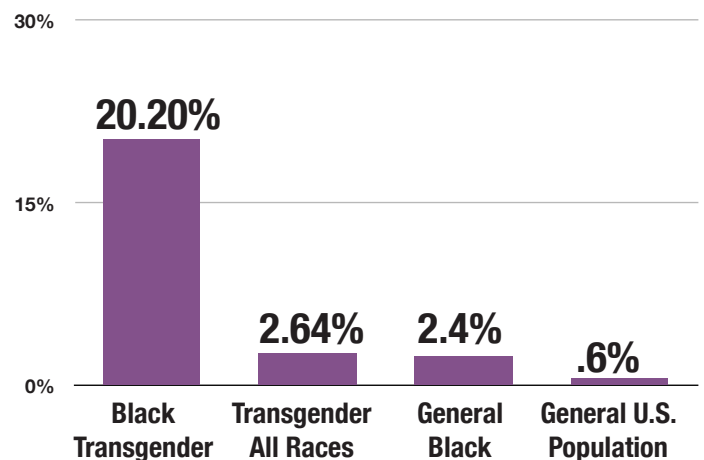
- Black transgender people reported various forms of direct housing discrimination – 38% reported having been refused a home or apartment due to bias and 31% reported being evicted due to bias.
- An alarming 41% of Black respondents said they had experienced homelessness at some point in their lives, over five times the rate of the general US population.⁶ Of those who had experienced homelessness, many tried to access shelters but were either denied access altogether (40%) or experienced harassment (61%), physical assault (32%), or sexual assault (31%) at the shelter.
- Black transgender people are less likely to own homes than respondents of other races with an ownership rate of 14%. This compares to 32% of transgender people of any race and 67% of the general US population.⁷ Also for comparison, the US Department of Housing and Urban Development reports that “minority home ownership” nationwide was 49.7%.⁸

DISCRIMINATION IN HEALTH CARE

20% are HIV positive
an additional 10% don't know their status

- Health outcomes for Black respondents show the appalling effects of social and economic marginalization, including much higher rates of HIV infection, smoking, drug and alcohol use and suicide attempts than the general population.
- Twenty-one percent (21%) of Black transgender people reported being refused medical care due to bias.
- Thirty-four percent (34%) of Black transgender people reported having postponed care when sick or injured due to fear of discrimination.
- Research has shown that generally African-Americans have much lower suicide rates than other racial groups. However, nearly half of Black transgender respondents (49%) reported having attempted suicide. This compares to 41% for transgender people of all races and 1.6% for the general U.S. population.

HIV Rates



ABUSE BY POLICE AND IN PRISON

- Thirty-eight percent (38%) of Black transgender people who had interacted with the police reported harassment, 14% reported physical assault, and 6% reported sexual assault.
- Thirty-five percent (35%) of Black transgender people had been arrested or held in a cell due to bias at some point in their lives.
- Half (51%) reported discomfort seeking police assistance.
- Physical and sexual assault in jail/prison is a serious problem. Twenty-nine percent (29%) of Black respondents who had been to jail or prison reported being physically assaulted and 32% reported being sexually assaulted while in custody.



METHODOLOGY NOTE

Links to the online NTDS survey instrument was distributed through a network of more than 800 trans-serving and trans-led advocacy and service organizations, support groups, list-serves and online social networks. Nearly 2,000 paper surveys were distributed to hard-to-reach transgender and gender non-conforming populations. A total of 6,456 completed questionnaires were included in the final data set, 381 of which were Black or Black multiracial.

- 1 Throughout this report, we use transgender to mean all respondents.
- 2 Some numbers in this report differ slightly from other reports based on the NTDS data because generally those report only on those who were Black and not Black multiracial because Black multiracial people were included in the separate multiracial category.
- 3 U.S. Census Bureau, "Current Population Survey," Annual Social and Economic Supplement (Washington, DC: GPO, 2008).
- 4 United Nations Programme on HIV/AIDS (UNAIDS) and World Health Organization (WHO), "2007 AIDS Epidemic Update" (2007): http://data.unaids.org/pub/EPISlides/2007/2007_epiupdate_en.pdf; Henry J. Kaiser Family Foundation, "The HIV-AIDS Epidemic in the United States" (2007): <http://www.kff.org/hivaids/upload/3029-071.pdf>.
- 5 Seven percent (7%) was the rounded weighted average unemployment rate for the general population during the six months the survey was in the field, based on which month questionnaires were completed. See seasonally unadjusted monthly unemployment rates for September 2008 through February 2009. U.S. Department of Labor, Bureau of Labor Statistics, "The Employment Situation: September 2008," (2008): http://www.bls.gov/news.release/archives/empsit_10032008.htm.
- 6 United States Conference of Mayors, "Hunger and Homelessness Survey" (2006): 48, <http://usmayors.org/hungersurvey/2006/report06.pdf>.
- 7 U.S. Department of Housing and Urban Development, "U.S. Housing Market Conditions, 2nd Quarter, 2009" (Washington, DC: GPO, 2009): http://www.huduser.org/portal/periodicals/ushmc/summer09/nat_data.pdf.
- 8 U.S. Department of Housing and Urban Development, "U.S. Housing Market Conditions, 2nd Quarter, 2009" (Washington, DC: GPO, 2009): http://www.huduser.org/portal/periodicals/ushmc/summer09/nat_data.pdf. HUD did not define "minority" in this report.

For the full report and detailed recommendations, visit our websites at www.TheTaskForce.org and www.TransEquality.org.
More information about the survey is available at www.EndTransDiscrimination.org.



[202] 319-1552
info@nbjc.org
www.nbjc.org



[202] 903-0112
ncte@transequality.org
www.transequality.org



[202] 393-5177
info@TheTaskForce.org
www.thetaskforce.org