

**TABLE DC-5
DISTRICT COURT**

MOTOR VEHICLE CASES* FILED AND TERMINATED

5 Year Comparative Data: Fiscal Years 2001 - 2005

	FY 2001		FY 2002		FY 2003		FY 2004		FY 2005	
	Filed	Terminated	Filed	Terminated	Filed	Terminated	Filed	Terminated	Filed	Terminated
District 1	107,089	103,890	153,385	135,612	161,404	150,062	158,163	149,098	162,183	151,954
Baltimore City	107,089	103,890	153,385	135,612	161,404	150,062	158,163	149,098	162,183	151,954
District 2	69,298	67,210	75,220	72,120	70,792	68,233	93,841	87,612	104,361	93,254
Dorchester	10,531	9,358	10,744	10,503	9,326	9,313	11,769	10,900	13,479	11,806
Somerset	12,684	12,648	12,201	12,126	10,443	9,691	16,849	15,990	19,896	17,906
Wicomico	25,863	25,403	28,806	27,594	25,827	24,933	35,116	32,845	37,032	34,033
Worcester	20,220	19,801	23,469	21,897	25,196	24,296	30,107	27,877	33,954	29,509
District 3	80,472	72,864	77,857	77,456	79,929	74,851	100,117	94,175	99,392	92,094
Caroline	7,057	6,760	7,259	7,115	7,479	6,942	8,927	8,363	10,587	9,250
Cecil	36,786	33,281	34,957	34,029	33,972	31,448	44,846	43,325	38,443	35,525
Kent	6,299	5,943	6,404	6,520	5,750	5,219	5,600	5,317	8,024	6,977
Queen Anne's	15,627	13,651	15,166	15,435	17,538	16,610	26,015	23,175	26,002	24,778
Talbot	14,703	13,229	14,071	14,357	15,190	14,632	14,729	13,995	16,336	15,564

	FY 2001		FY 2002		FY 2003		FY 2004		FY 2005	
	Filed	Terminated	Filed	Terminated	Filed	Terminated	Filed	Terminated	Filed	Terminated
District 4	62,741	67,032	60,544	61,678	63,099	60,317	81,264	75,544	82,183	77,227
Calvert	16,149	16,514	17,273	17,857	16,197	16,153	19,730	18,682	20,376	19,395
Charles	26,515	30,286	28,910	27,683	31,929	29,591	40,598	37,117	39,470	37,004
St. Mary's	20,077	20,232	14,361	16,138	14,973	14,573	20,936	19,745	22,337	20,828
District 5	126,888	144,658	123,337	130,358	144,609	131,882	152,818	143,826	166,975	146,162
Prince George's	126,888	144,658	123,337	130,358	144,609	131,882	152,818	143,826	166,975	146,162
District 6	153,768	149,900	178,205	171,594	168,780	165,927	188,817	177,725	212,007	196,919
Montgomery	153,768	149,900	178,205	171,594	168,780	165,927	188,817	177,725	212,007	196,919

MOTOR VEHICLE CASES* FILED AND TERMINATED, page 2

	FY 2001		FY 2002		FY 2003		FY 2004		FY 2005	
	Filed	Terminated	Filed	Terminated	Filed	Terminated	Filed	Terminated	Filed	Terminated
District 7	101,591	102,626	96,139	104,237	101,295	97,064	121,709	114,882	126,575	116,506
Anne Arundel	101,591	102,626	96,139	104,237	101,295	97,064	121,709	114,882	126,575	116,506
District 8	149,810	150,107	157,881	165,898	156,014	150,529	177,529	168,014	176,249	169,224
Baltimore	149,810	150,107	157,881	165,898	156,014	150,529	177,529	168,014	176,249	169,224
District 9	39,342	37,566	39,369	38,596	47,186	43,591	49,148	48,032	44,601	44,470
Harford	39,342	37,566	39,369	38,596	47,186	43,591	49,148	48,032	44,601	44,470

	FY 2001		FY 2002		FY 2003		FY 2004		FY 2005	
	Filed	Terminated	Filed	Terminated	Filed	Terminated	Filed	Terminated	Filed	Terminated
District 10	89,158	86,515	93,266	91,973	97,695	93,420	107,680	108,529	105,820	105,916
Carroll	30,149	29,883	27,618	28,546	30,991	29,881	44,725	39,556	38,816	42,624
Howard	59,009	56,632	65,648	63,427	66,704	63,539	62,955	68,973	67,004	63,292
District 11	61,475	57,635	69,626	68,414	75,948	72,491	84,458	80,529	82,061	78,799
Frederick	39,744	37,411	45,605	44,348	47,824	46,374	50,788	48,929	50,968	49,024
Washington	21,731	20,224	24,021	24,066	28,124	26,117	33,670	31,600	31,093	29,775
District 12	23,232	21,890	29,890	28,523	35,528	33,357	45,432	43,714	44,103	41,272
Allegany	11,432	11,144	12,841	12,650	16,394	15,614	22,661	21,992	20,884	19,407
Garrett	11,800	10,746	17,049	15,873	19,134	17,743	22,771	21,722	23,219	21,865

	FY 2001		FY 2002		FY 2003		FY 2004		FY 2005	
	Filed	Terminated	Filed	Terminated	Filed	Terminated	Filed	Terminated	Filed	Terminated
State Totals	1,064,864	1,061,893	1,154,719	1,146,459	1,202,279	1,141,724	1,360,976	1,291,680	1,406,510	1,313,797

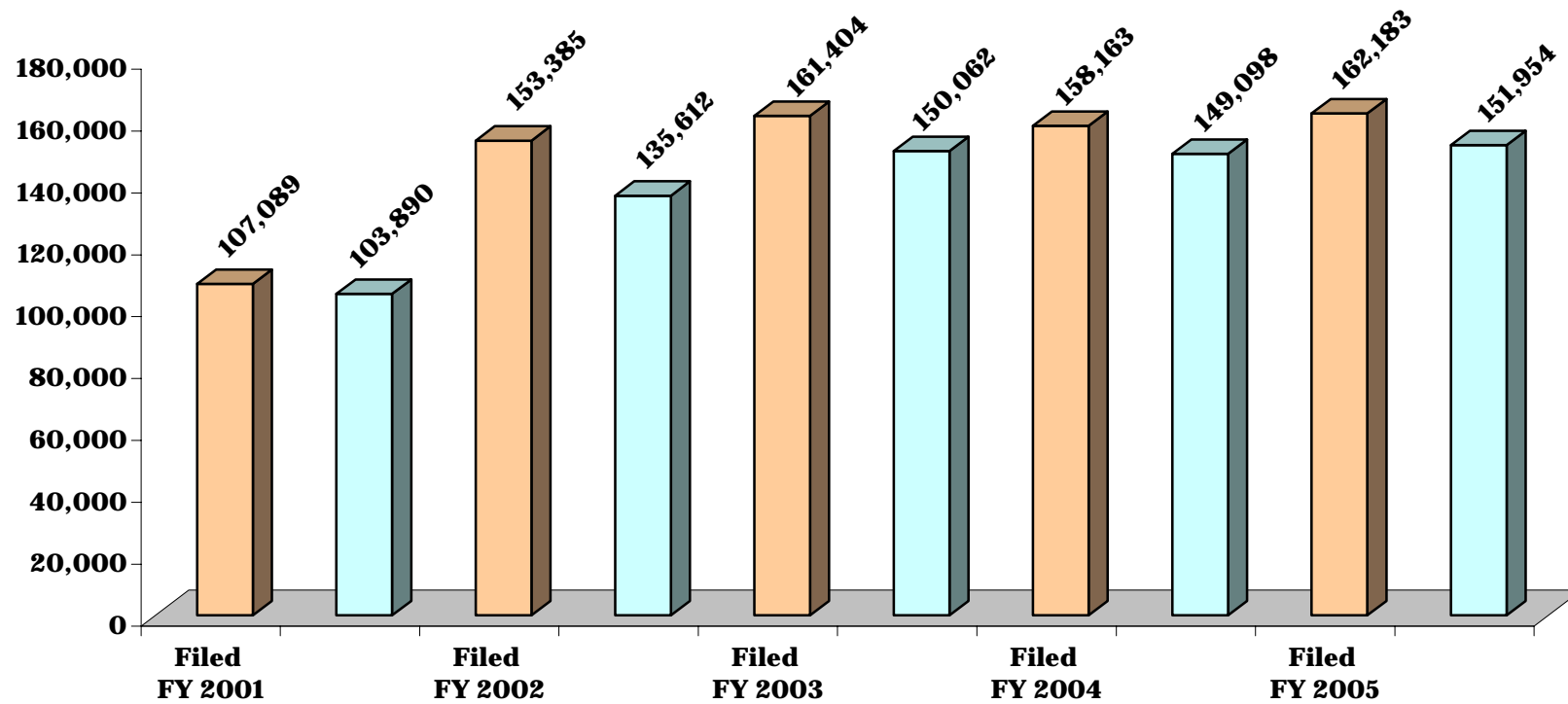
*Traffic cases counts include citations issued under the Maryland Transportation Article; parking and red light citation requests for trials; Department of Natural Resources cases; and Mass Transit Administration citations. Prior to FY 2002, case counts included only citations issued under the Maryland Transportation Article.

**CHART DC-5.1
DISTRICT COURT**

DISTRICT 1 - Baltimore City

MOTOR VEHICLE CASES* FILED AND TERMINATED

5 Year Comparative Data: Fiscal Years 2001 - 2005



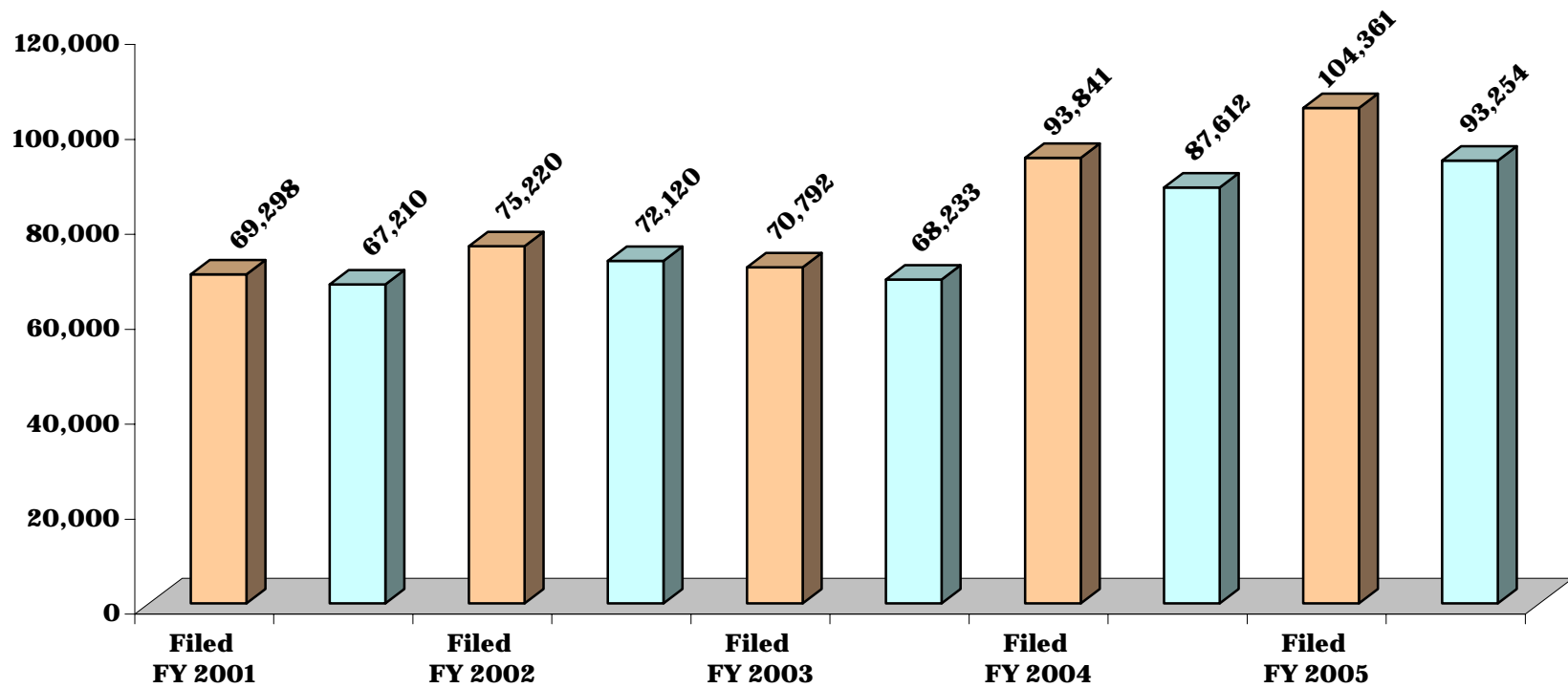
*Traffic cases counts include citations issued under the Maryland Transportation Article; parking and red light citation requests for trials; Department of Natural Resources cases; and Mass Transit Administration citations. Prior to FY 2002, case counts included only citations issued under the Maryland Transportation Article.

**CHART DC-5.2
DISTRICT COURT**

DISTRICT 2 - Dorchester, Somerset, Wicomico and Worcester Counties

MOTOR VEHICLE CASES* FILED AND TERMINATED

5 Year Comparative Data: Fiscal Years 2001 - 2005



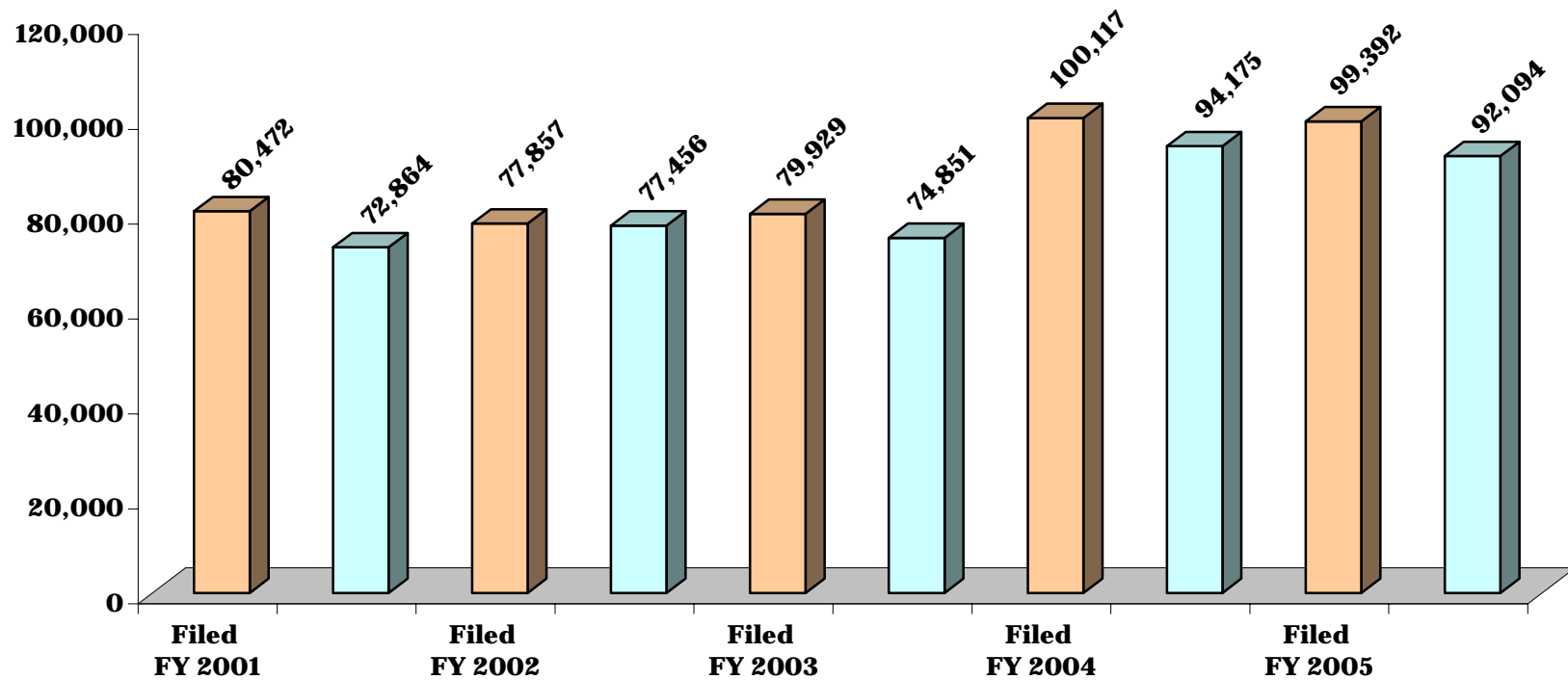
*Traffic cases counts include citations issued under the Maryland Transportation Article; parking and red light citation requests for trials; Department of Natural Resources cases; and Mass Transit Administration citations. Prior to FY 2002, case counts included only citations issued under the Maryland Transportation Article.

**CHART DC-5.3
DISTRICT COURT**

DISTRICT 3 - Caroline, Cecil, Kent, Queen Anne's and Talbot Counties

MOTOR VEHICLE CASES* FILED AND TERMINATED

5 Year Comparative Data: Fiscal Years 2001 - 2005



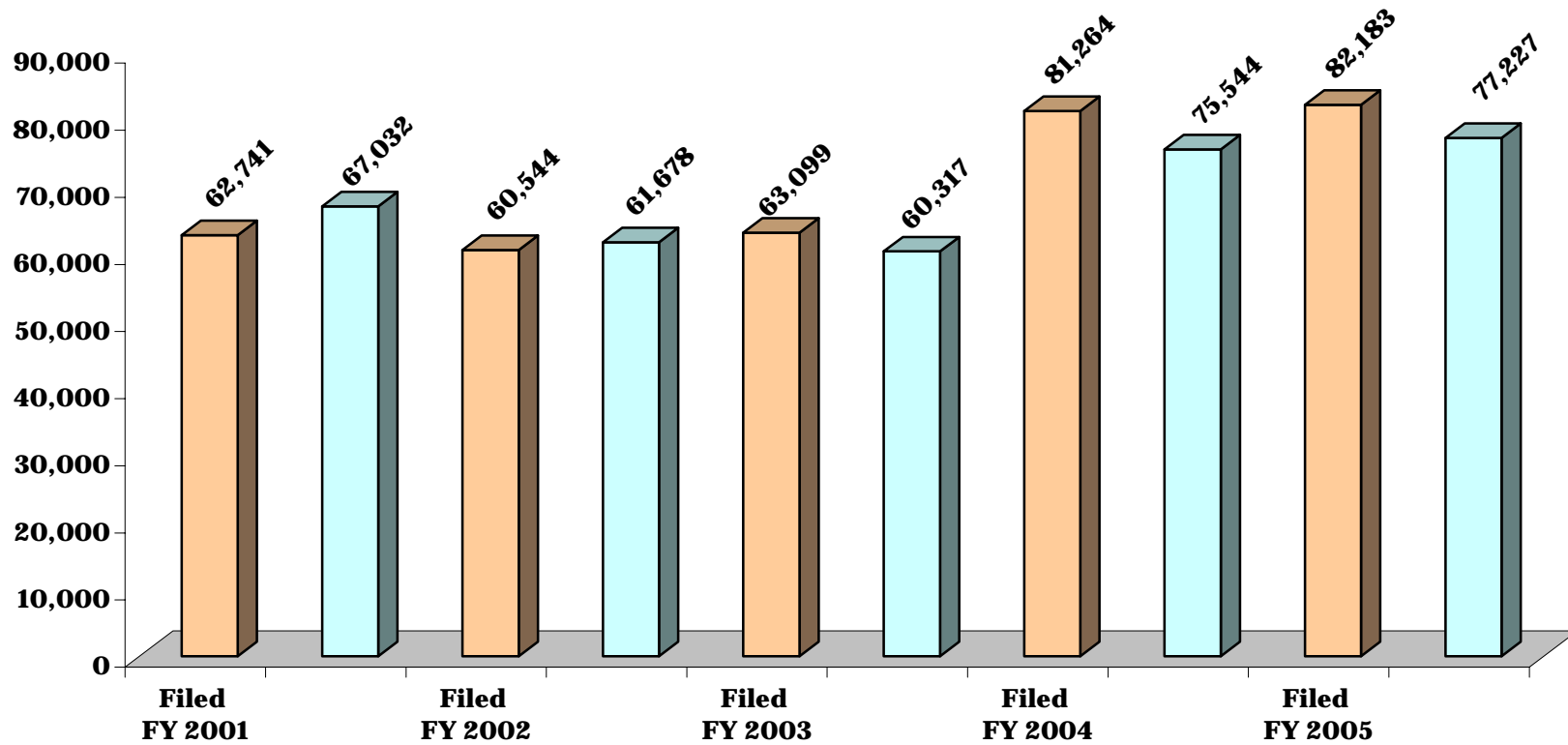
*Traffic cases counts include citations issued under the Maryland Transportation Article; parking and red light citation requests for trials; Department of Natural Resources cases; and Mass Transit Administration citations. Prior to FY 2002, case counts included only citations issued under the Maryland Transportation Article.

**CHART DC-5.4
DISTRICT COURT**

DISTRICT 4 - Calvert, Charles and St. Mary's Counties

MOTOR VEHICLE CASES* FILED AND TERMINATED

5 Year Comparative Data: Fiscal Years 2001 - 2005



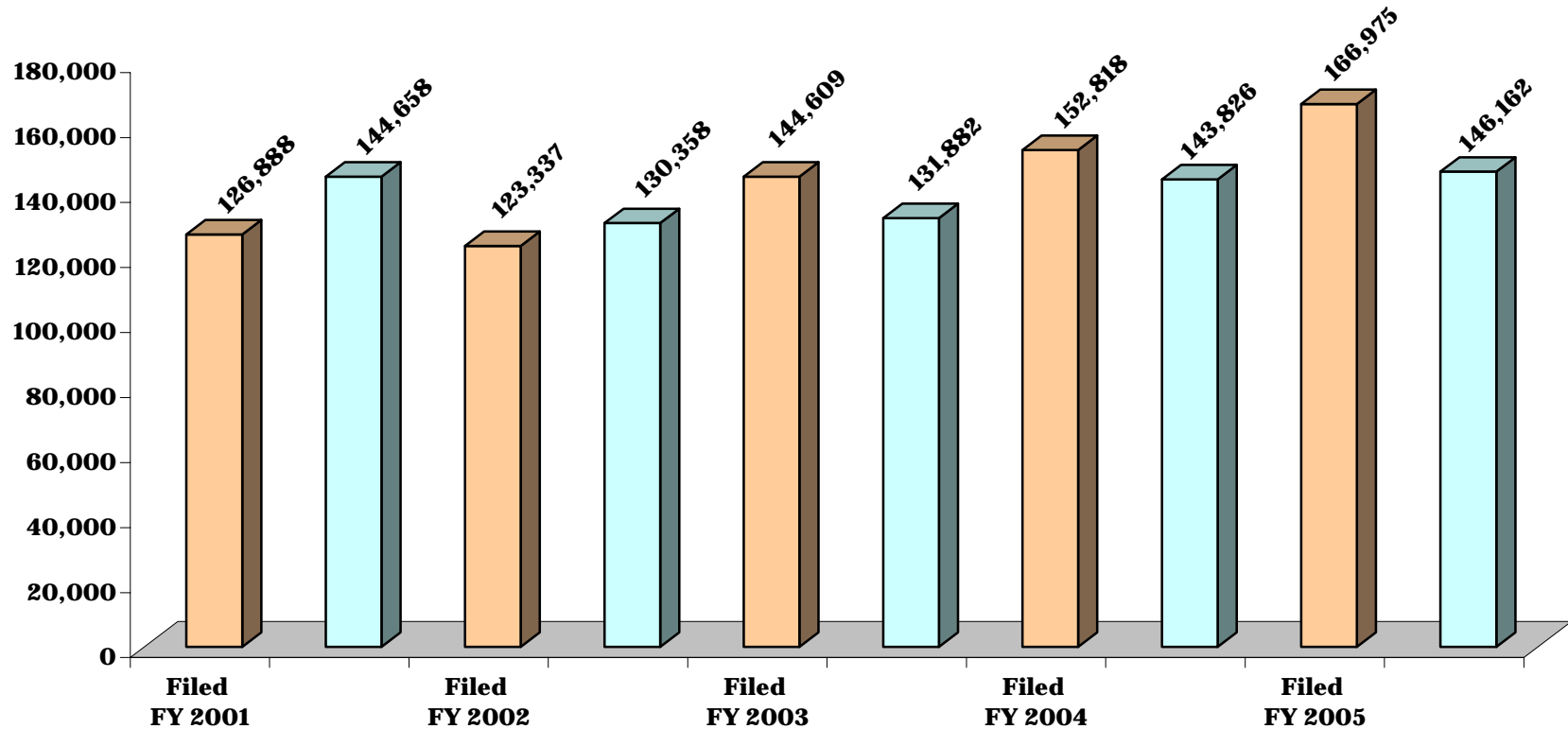
*Traffic cases counts include citations issued under the Maryland Transportation Article; parking and red light citation requests for trials; Department of Natural Resources cases; and Mass Transit Administration citations. Prior to FY 2002, case counts included only citations issued under the Maryland Transportation Article.

**CHART DC-5.5
DISTRICT COURT**

DISTRICT 5 - Prince George's County

MOTOR VEHICLE CASES* FILED AND TERMINATED

5 Year Comparative Data: Fiscal Years 2001 - 2005



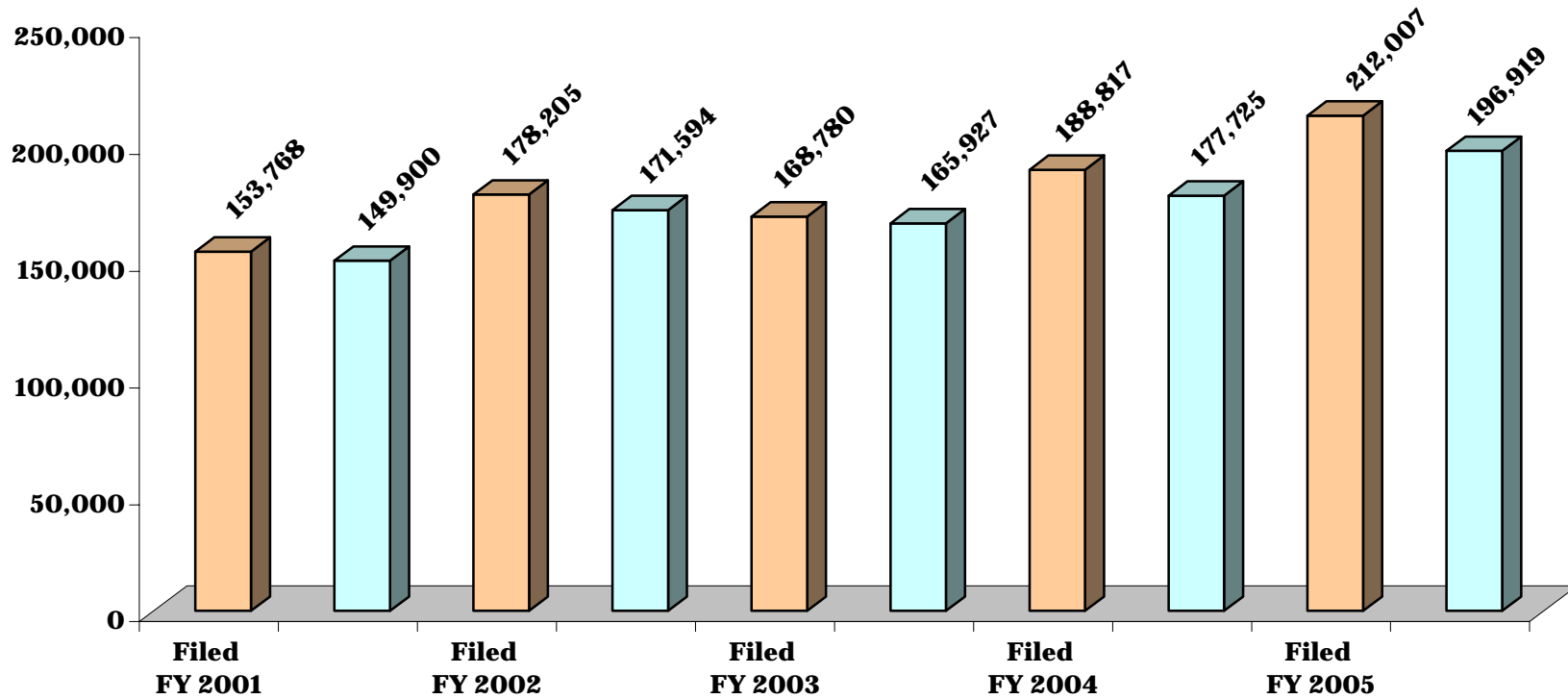
*Traffic cases counts include citations issued under the Maryland Transportation Article; parking and red light citation requests for trials; Department of Natural Resources cases; and Mass Transit Administration citations. Prior to FY 2002, case counts included only citations issued under the Maryland Transportation Article.

**CHART DC-5.6
DISTRICT COURT**

DISTRICT 6 - Montgomery County

MOTOR VEHICLE CASES* FILED AND TERMINATED

5 Year Comparative Data: Fiscal Years 2001 - 2005



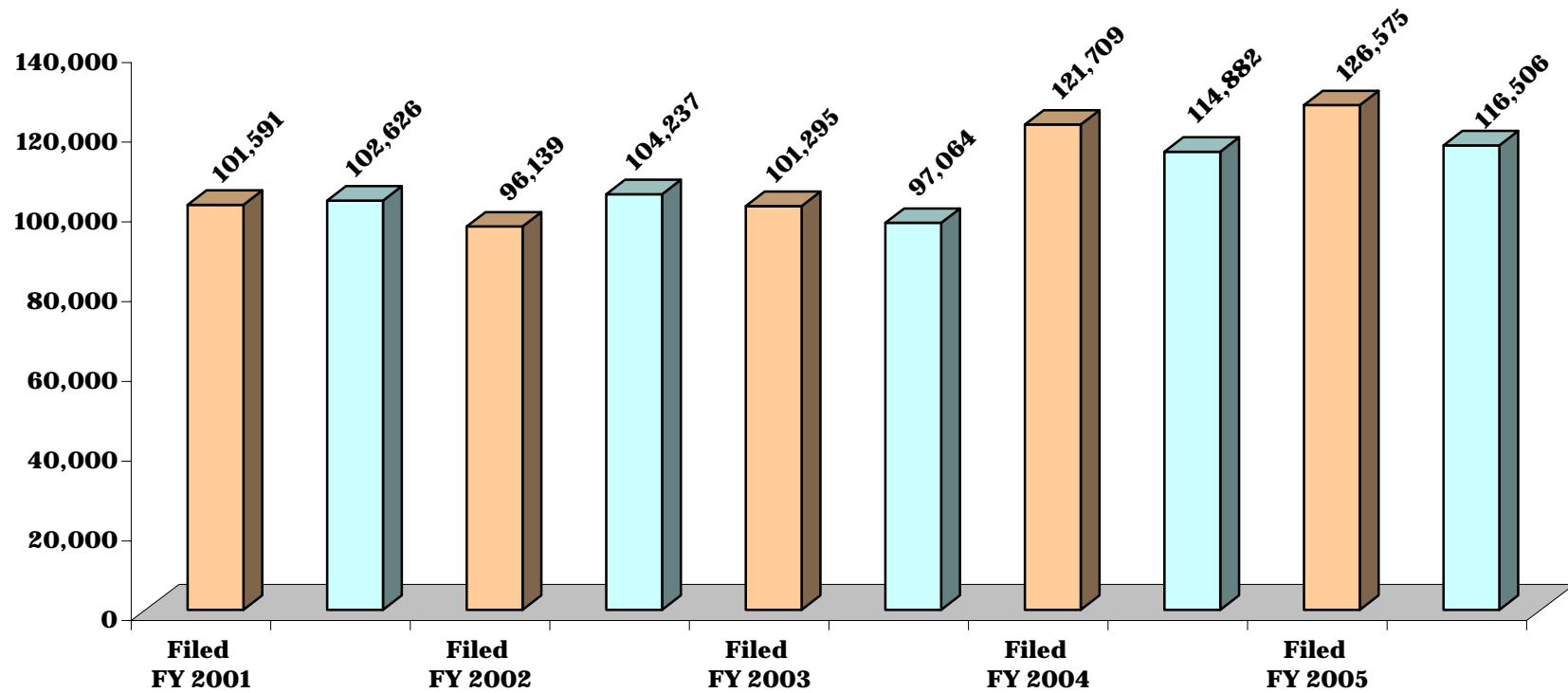
*Traffic cases counts include citations issued under the Maryland Transportation Article; parking and red light citation requests for trials; Department of Natural Resources cases; and Mass Transit Administration citations. Prior to FY 2002, case counts included only citations issued under the Maryland Transportation Article.

**CHART DC-5.7
DISTRICT COURT**

DISTRICT 7 - Anne Arundel County

MOTOR VEHICLE CASES* FILED AND TERMINATED

5 Year Comparative Data: Fiscal Years 2001 - 2005



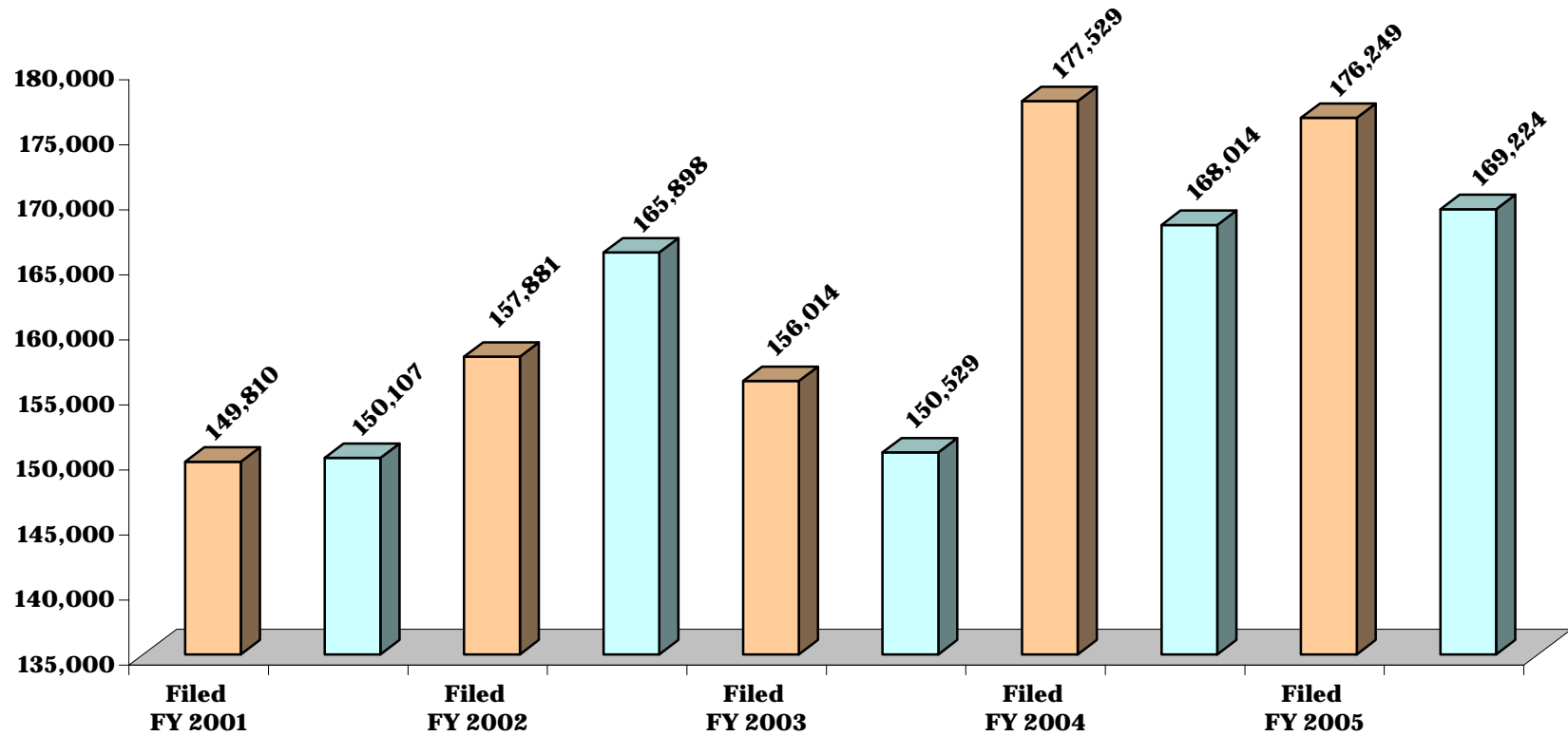
*Traffic cases counts include citations issued under the Maryland Transportation Article; parking and red light citation requests for trials; Department of Natural Resources cases; and Mass Transit Administration citations. Prior to FY 2002, case counts included only citations issued under the Maryland Transportation Article.

**CHART DC-5.8
DISTRICT COURT**

DISTRICT 8 - Baltimore County

MOTOR VEHICLE CASES* FILED AND TERMINATED

5 Year Comparative Data: Fiscal Years 2001 - 2005



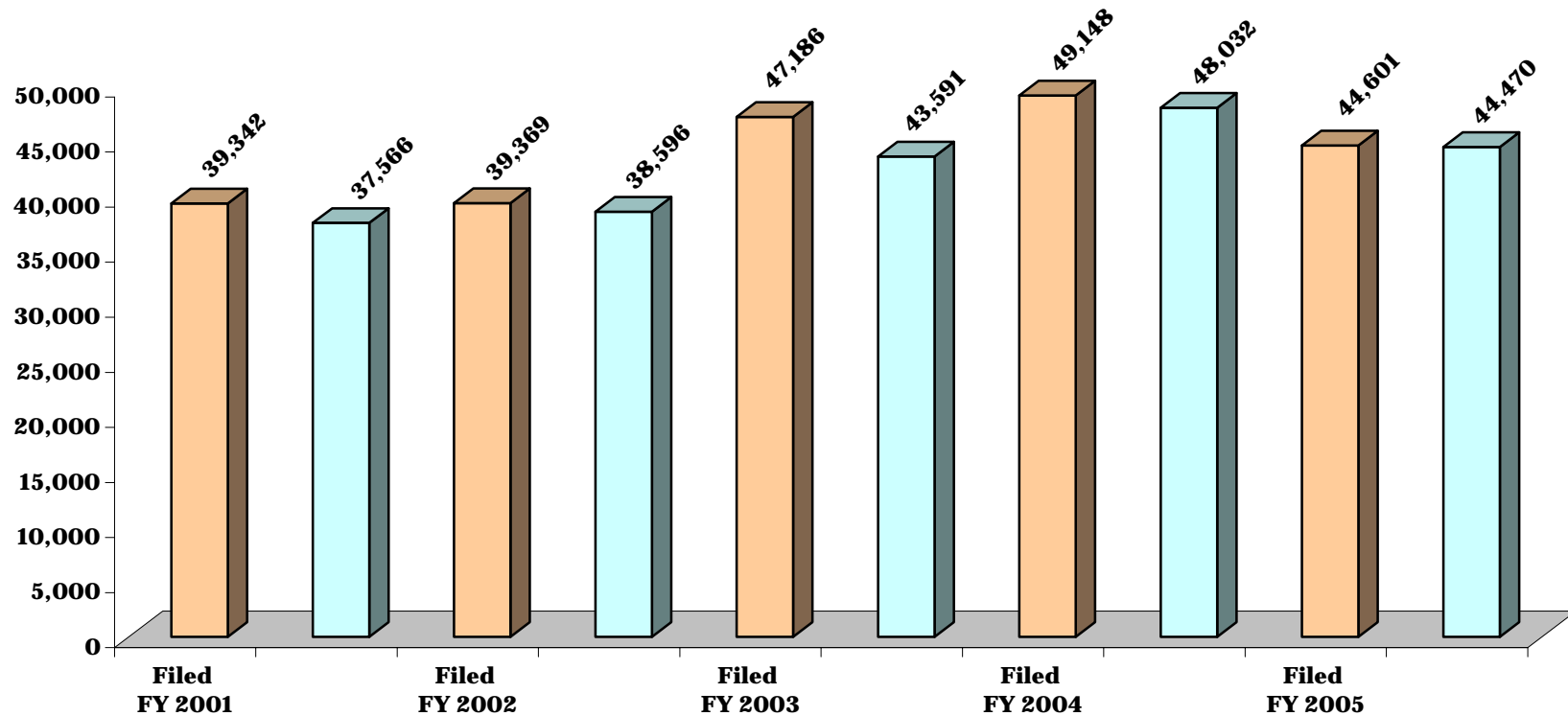
*Traffic cases counts include citations issued under the Maryland Transportation Article; parking and red light citation requests for trials; Department of Natural Resources cases; and Mass Transit Administration citations. Prior to FY 2002, case counts included only citations issued under the Maryland Transportation Article.

**CHART DC-5.9
DISTRICT COURT**

DISTRICT 9 - Harford County

MOTOR VEHICLE CASES* FILED AND TERMINATED

5 Year Comparative Data: Fiscal Years 2001 - 2005



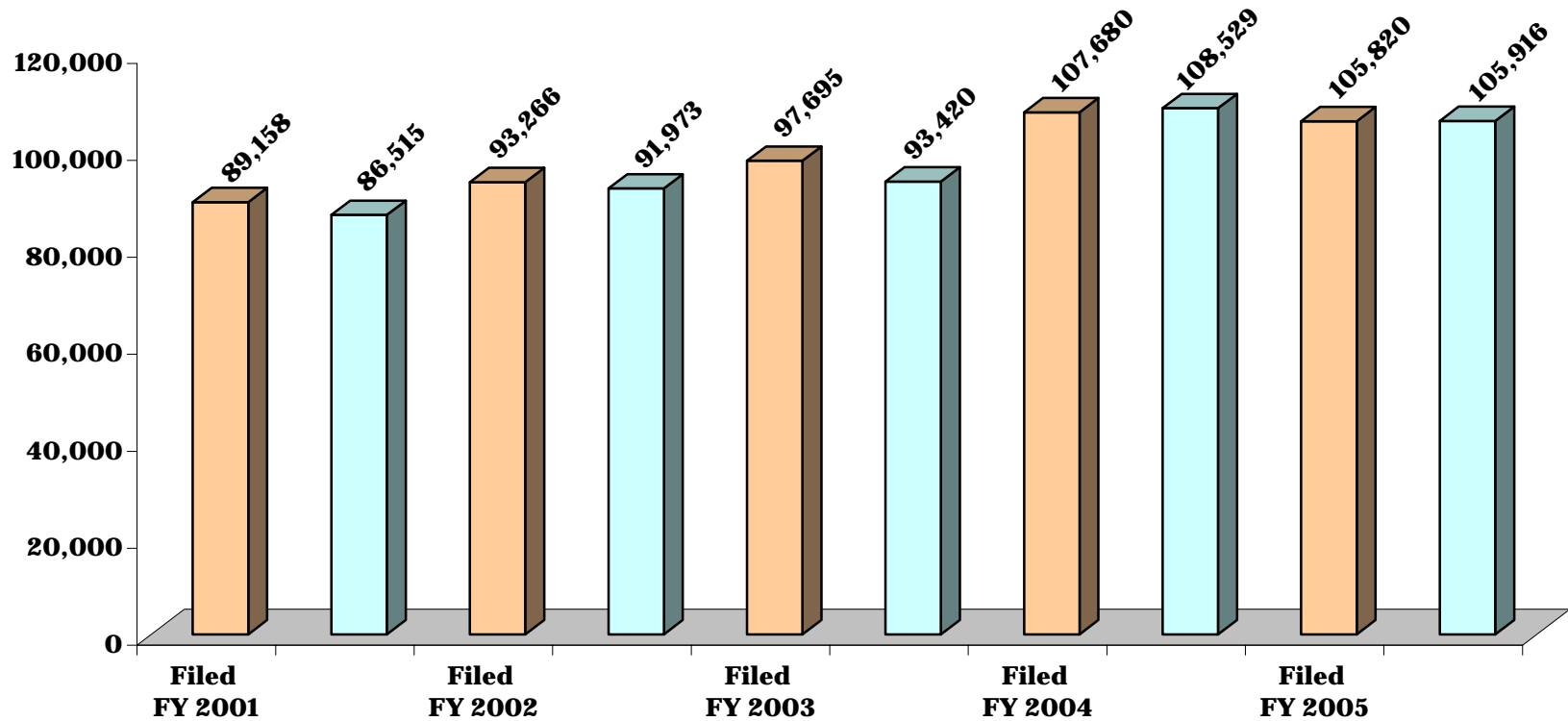
*Traffic cases counts include citations issued under the Maryland Transportation Article; parking and red light citation requests for trials; Department of Natural Resources cases; and Mass Transit Administration citations. Prior to FY 2002, case counts included only citations issued under the Maryland Transportation Article.

**CHART DC-5.10
DISTRICT COURT**

DISTRICT 10 - Carroll and Howard Counties

MOTOR VEHICLE CASES* FILED AND TERMINATED

5 Year Comparative Data: Fiscal Years 2001 - 2005



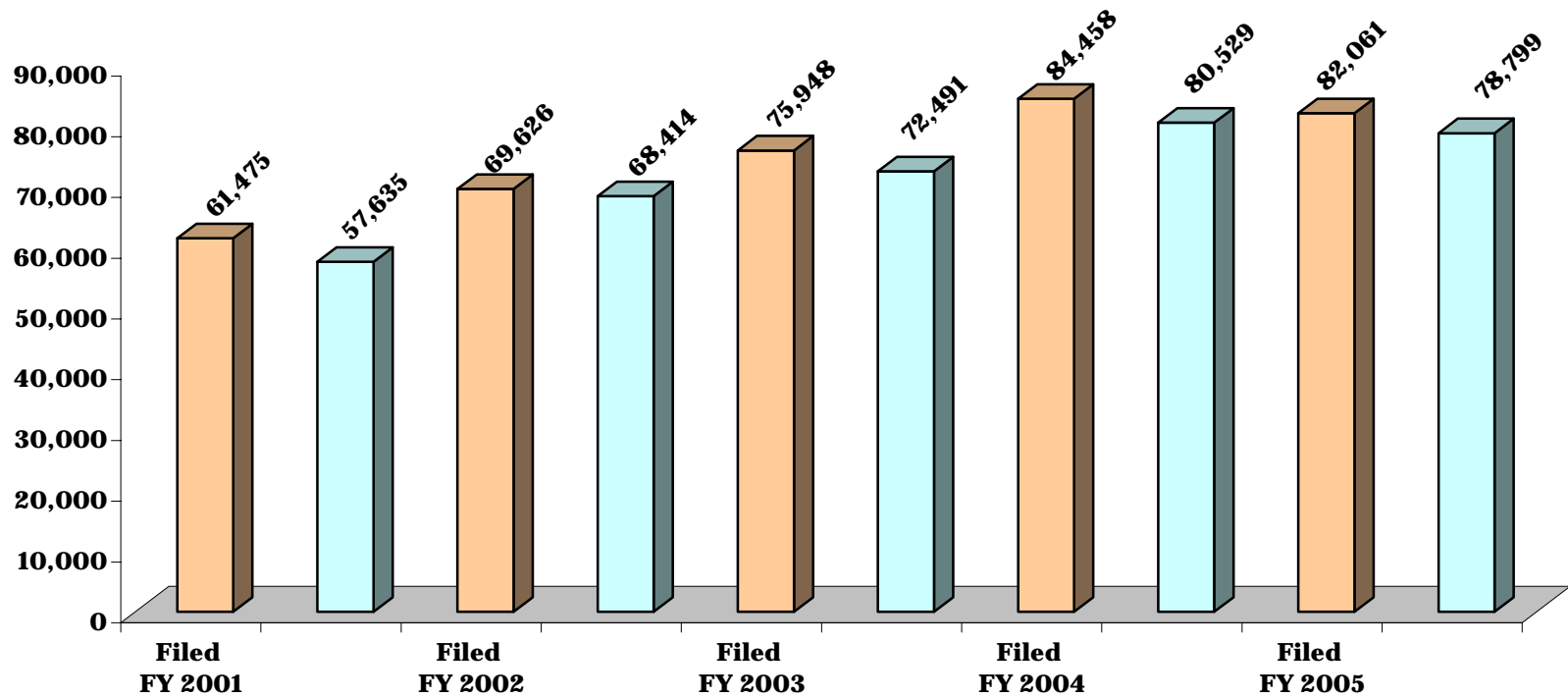
*Traffic cases counts include citations issued under the Maryland Transportation Article; parking and red light citation requests for trials; Department of Natural Resources cases; and Mass Transit Administration citations. Prior to FY 2002, case counts included only citations issued under the Maryland Transportation Article.

**CHART DC-5.11
DISTRICT COURT**

DISTRICT 11 - Frederick and Washington Counties

MOTOR VEHICLE CASES* FILED AND TERMINATED

5 Year Comparative Data: Fiscal Years 2001 - 2005



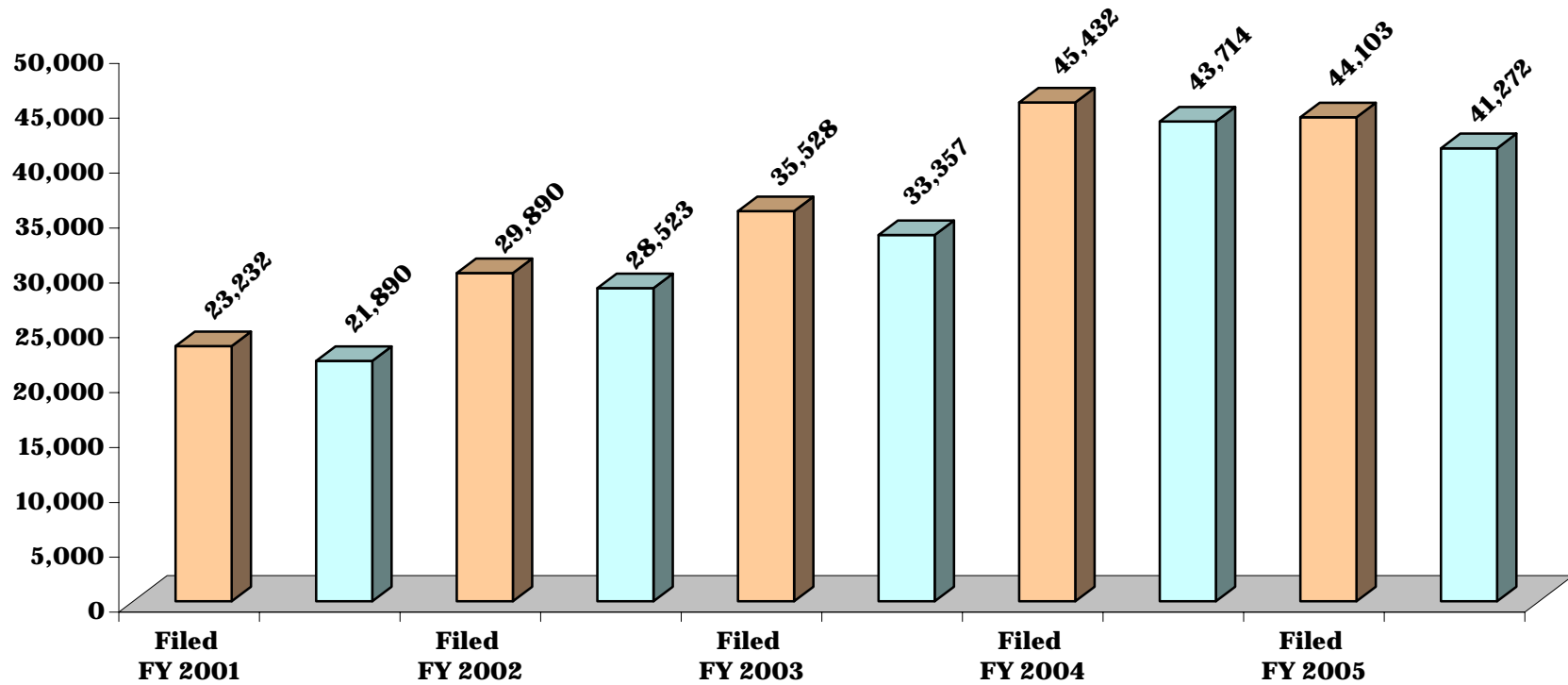
*Traffic cases counts include citations issued under the Maryland Transportation Article; parking and red light citation requests for trials; Department of Natural Resources cases; and Mass Transit Administration citations. Prior to FY 2002, case counts included only citations issued under the Maryland Transportation Article.

**CHART DC-5.12
DISTRICT COURT**

DISTRICT 12 - Allegany and Garrett Counties

MOTOR VEHICLE CASES* FILED AND TERMINATED

5 Year Comparative Data: Fiscal Years 2001 - 2005

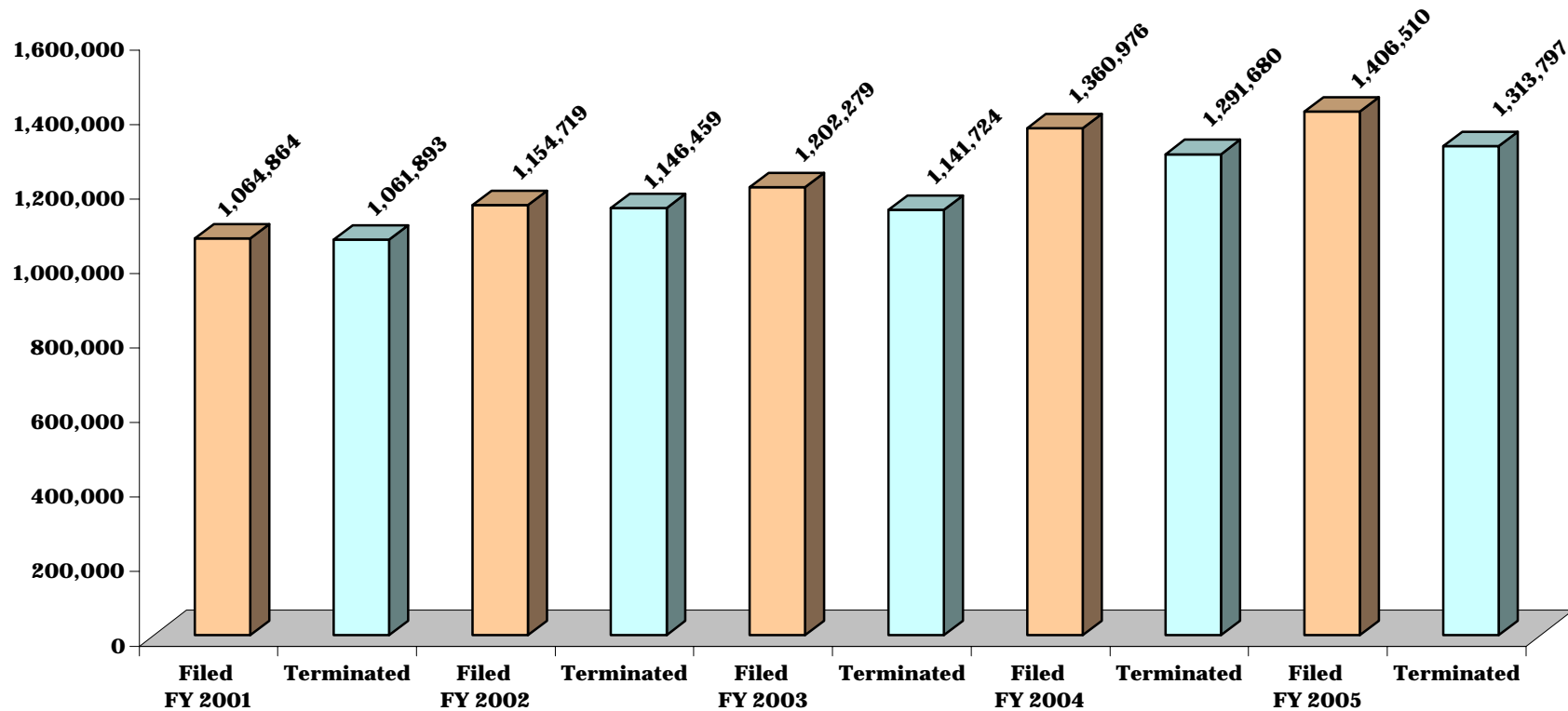


*Traffic cases counts include citations issued under the Maryland Transportation Article; parking and red light citation requests for trials; Department of Natural Resources cases; and Mass Transit Administration citations. Prior to FY 2002, case counts included only citations issued under the Maryland Transportation Article.

**CHART DC-5.13
DISTRICT COURT**

**STATE TOTAL:
MOTOR VEHICLE CASES* FILED AND TERMINATED**

5 Year Comparative Data: Fiscal Years 2001 - 2005



*Traffic cases counts include citations issued under the Maryland Transportation Article; parking and red light citation requests for trials; Department of Natural Resources cases; and Mass Transit Administration citations. Prior to FY 2002, case counts included only citations issued under the Maryland Transportation Article.

**TABLE DC-6.1
DISTRICT COURT**

CRIMINAL CASES FILED AND TERMINATED

5 Year Comparative Data: Fiscal Years 2001 - 2005

	FY 2001		FY 2002		FY 2003		FY 2004		FY 2005	
	Filed	Terminated	Filed	Terminated	Filed	Terminated	Filed	Terminated	Filed	Terminated
District 1	65,959	72,476	76,406	78,309	75,117	73,657	93,677	98,494	84,255	88,777
Baltimore City	65,959	72,476	76,406	78,309	75,117	73,657	93,677	98,494	84,255	88,777
District 2	10,816	10,501	11,308	11,647	11,633	11,615	11,942	12,021	11,568	11,624
Dorchester	1,235	1,267	1,409	1,525	1,354	1,494	1,482	1,505	1,689	1,682
Somerset	1,059	1,044	974	965	1,048	991	1,050	982	1,097	977
Wicomico	3,258	3,573	3,221	3,484	3,321	3,405	3,344	3,478	3,334	3,399
Worcester	5,264	4,617	5,704	5,673	5,910	5,725	6,066	6,056	5,448	5,566
District 3	7,101	8,075	6,930	8,024	7,665	8,180	7,863	8,234	7,350	7,921
Caroline	1,139	1,263	1,160	1,251	1,239	1,408	1,071	1,266	1,027	1,023
Cecil	2,840	3,236	2,958	3,092	3,215	3,190	3,367	3,394	3,059	3,167
Kent	589	681	578	723	728	692	706	732	686	709
Queen Anne's	1,190	1,329	1,042	1,460	1,191	1,427	1,384	1,451	1,175	1,421
Talbot	1,343	1,566	1,192	1,498	1,292	1,463	1,335	1,391	1,403	1,601

	FY 2001		FY 2002		FY 2003		FY 2004		FY 2005	
	Filed	Terminated	Filed	Terminated	Filed	Terminated	Filed	Terminated	Filed	Terminated
District 4	9,926	10,576	9,152	10,947	9,485	9,825	9,687	10,051	10,298	10,268
Calvert	2,619	3,055	2,531	2,937	2,360	2,497	2,492	2,537	2,649	2,588
Charles	4,442	4,850	4,007	4,858	4,316	4,491	4,296	4,521	4,367	4,541
St. Mary's	2,865	2,671	2,614	3,152	2,809	2,837	2,899	2,993	3,282	3,139
District 5	21,017	25,166	22,104	24,139	20,189	21,604	19,590	19,504	20,606	19,753
Prince George's	21,017	25,166	22,104	24,139	20,189	21,604	19,590	19,504	20,606	19,753
District 6	12,501	15,592	12,761	14,179	12,446	14,760	13,755	14,112	14,228	15,621
Montgomery	12,501	15,592	12,761	14,179	12,446	14,760	13,755	14,112	14,228	15,621

CRIMINAL CASES FILED AND TERMINATED, page 2

	FY 2001		FY 2002		FY 2003		FY 2004		FY 2005	
	Filed	Terminated	Filed	Terminated	Filed	Terminated	Filed	Terminated	Filed	Terminated
District 7	12,892	14,001	13,514	14,110	13,634	13,008	13,738	12,988	14,007	13,211
Anne Arundel	12,892	14,001	13,514	14,110	13,634	13,008	13,738	12,988	14,007	13,211
District 8	19,090	23,663	18,758	21,330	18,565	19,194	18,634	18,755	17,745	19,990
Baltimore	19,090	23,663	18,758	21,330	18,565	19,194	18,634	18,755	17,745	19,990
District 9	4,113	5,078	4,401	4,994	4,761	5,139	4,788	5,067	5,114	5,569
Harford	4,113	5,078	4,401	4,994	4,761	5,139	4,788	5,067	5,114	5,569

	FY 2001		FY 2002		FY 2003		FY 2004		FY 2005	
	Filed	Terminated	Filed	Terminated	Filed	Terminated	Filed	Terminated	Filed	Terminated
District 10	7,466	8,378	7,650	8,262	7,523	8,588	7,155	8,565	6,751	7,414
Carroll	3,153	3,721	3,420	3,595	3,540	3,930	3,199	3,778	2,956	3,357
Howard	4,313	4,657	4,230	4,667	3,983	4,658	3,956	4,787	3,795	4,057
District 11	8,460	8,462	8,493	9,012	8,361	8,543	8,826	8,883	8,758	9,061
Frederick	4,070	4,286	4,142	4,477	3,890	4,071	3,927	3,958	3,867	3,967
Washington	4,390	4,176	4,351	4,535	4,471	4,472	4,899	4,925	4,891	5,094
District 12	4,471	4,440	4,811	4,986	4,567	4,719	4,666	4,928	4,473	4,749
Allegany	3,426	3,425	3,561	3,772	3,343	3,495	3,481	3,529	3,281	3,461
Garrett	1,045	1,015	1,250	1,214	1,224	1,224	1,185	1,399	1,192	1,288

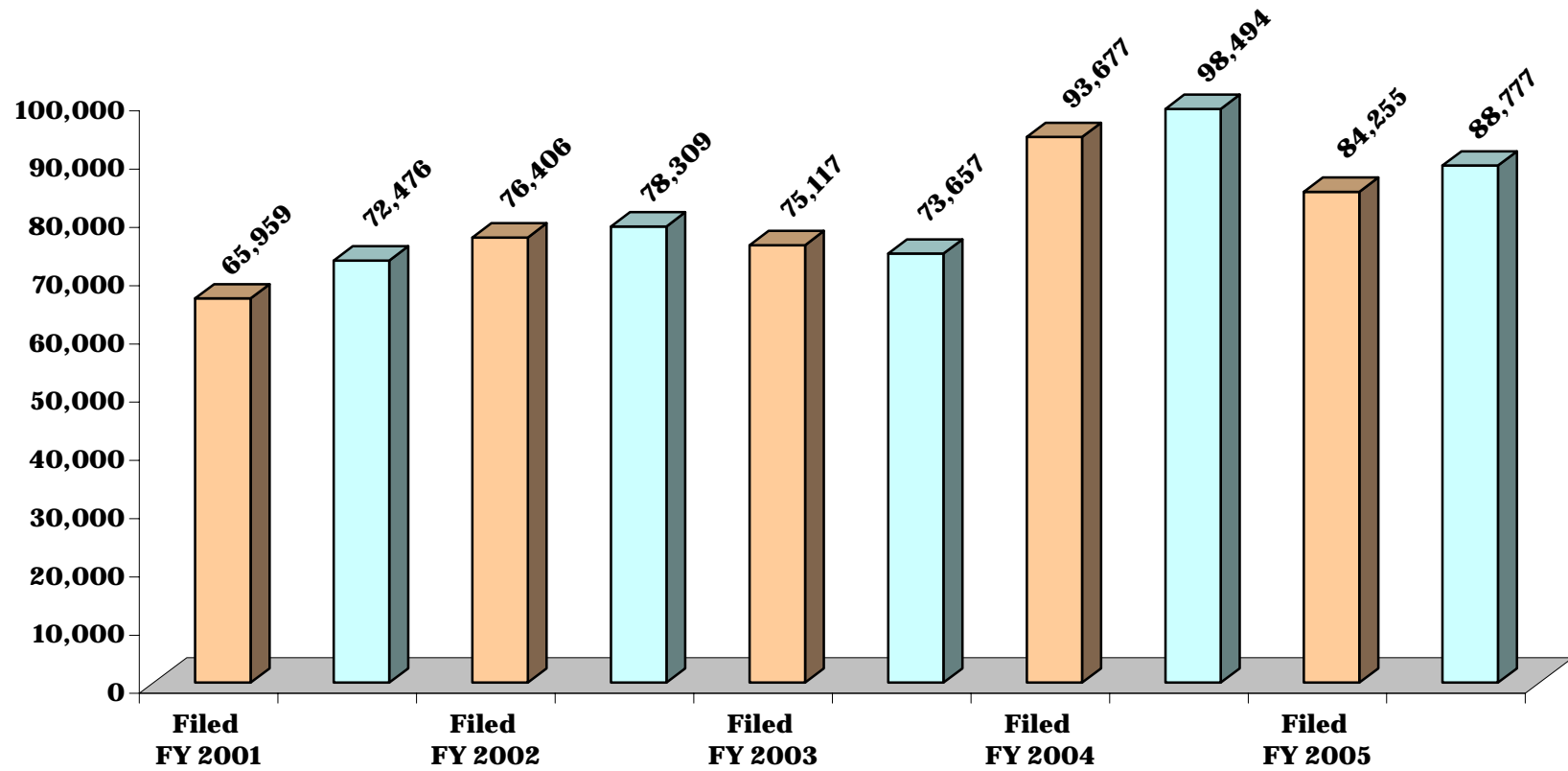
	FY 2001		FY 2002		FY 2003		FY 2004		FY 2005	
	Filed	Terminated	Filed	Terminated	Filed	Terminated	Filed	Terminated	Filed	Terminated
State Totals	183,812	206,408	196,288	209,939	193,946	198,832	214,321	221,602	205,153	213,958

Note: The number of fugitive warrant cases was included in the case counts.

**CHART DC-6.1.1
DISTRICT COURT**

**DISTRICT 1 - Baltimore City
CRIMINAL CASES FILED AND TERMINATED**

5 Year Comparative Data: Fiscal Years 2001 - 2005



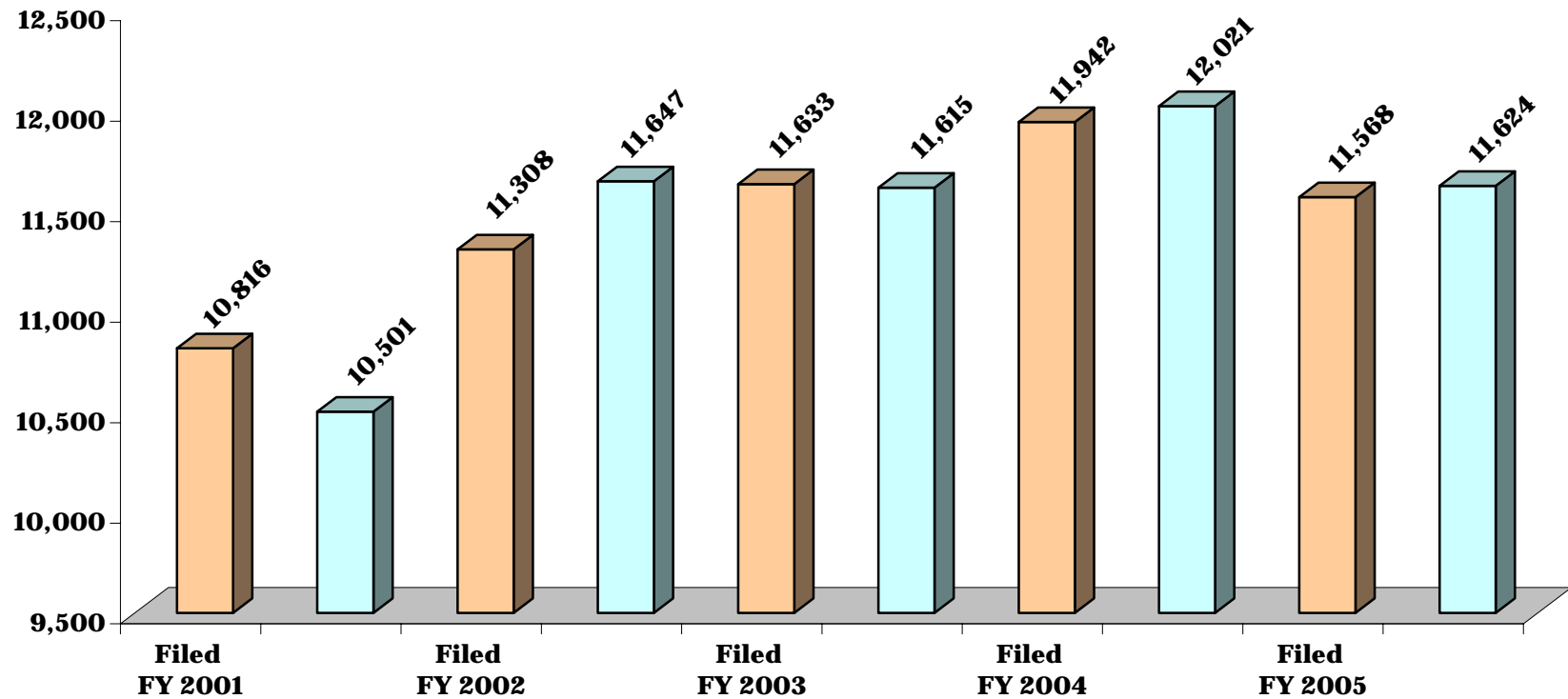
Note: The number of fugitive warrant cases was included in the case counts.

**CHART DC-6.1.2
DISTRICT COURT**

DISTRICT 2 - Dorchester, Somerset, Wicomico and Worcester Counties

CRIMINAL CASES FILED AND TERMINATED

5 Year Comparative Data: Fiscal Years 2001 - 2005



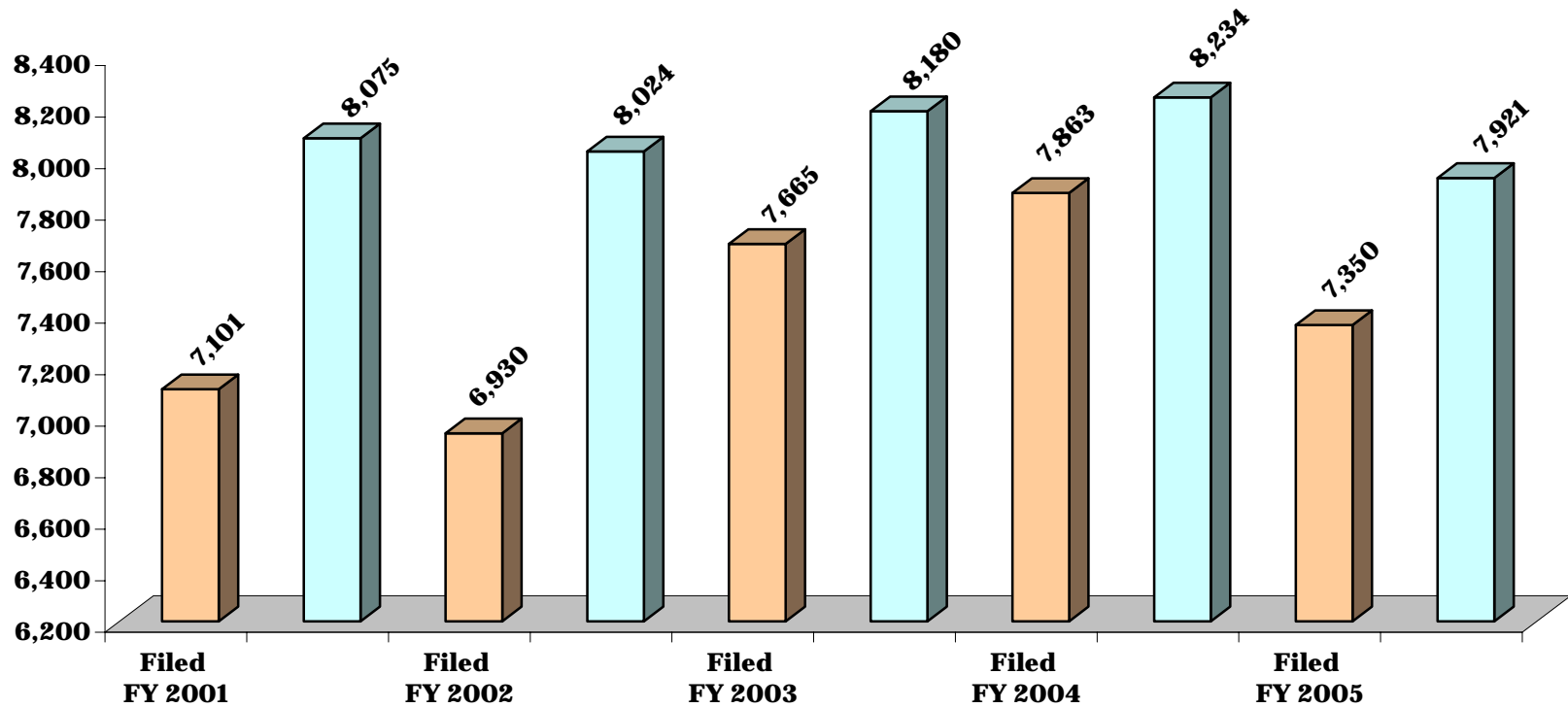
Note: The number of fugitive warrant cases was included in the case counts.

**CHART DC-6.1.3
DISTRICT COURT**

DISTRICT 3 - Caroline, Cecil, Kent, Queen Anne's and Talbot Counties

CRIMINAL CASES FILED AND TERMINATED

5 Year Comparative Data: Fiscal Years 2001 - 2005



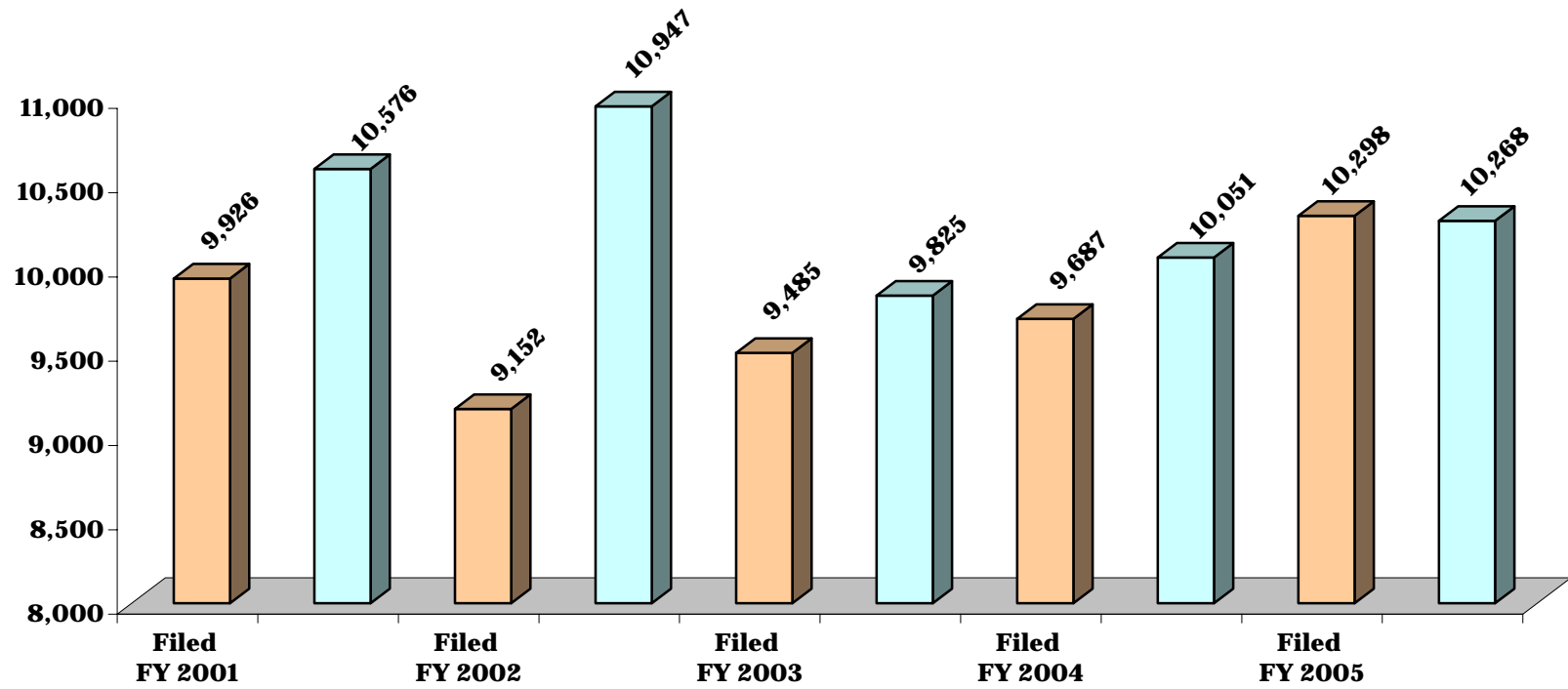
Note: The number of fugitive warrant cases was included in the case counts.

**CHART DC-6.1.4
DISTRICT COURT**

DISTRICT 4 - Calvert, Charles and St. Mary's Counties

CRIMINAL CASES FILED AND TERMINATED

5 Year Comparative Data: Fiscal Years 2001 - 2005



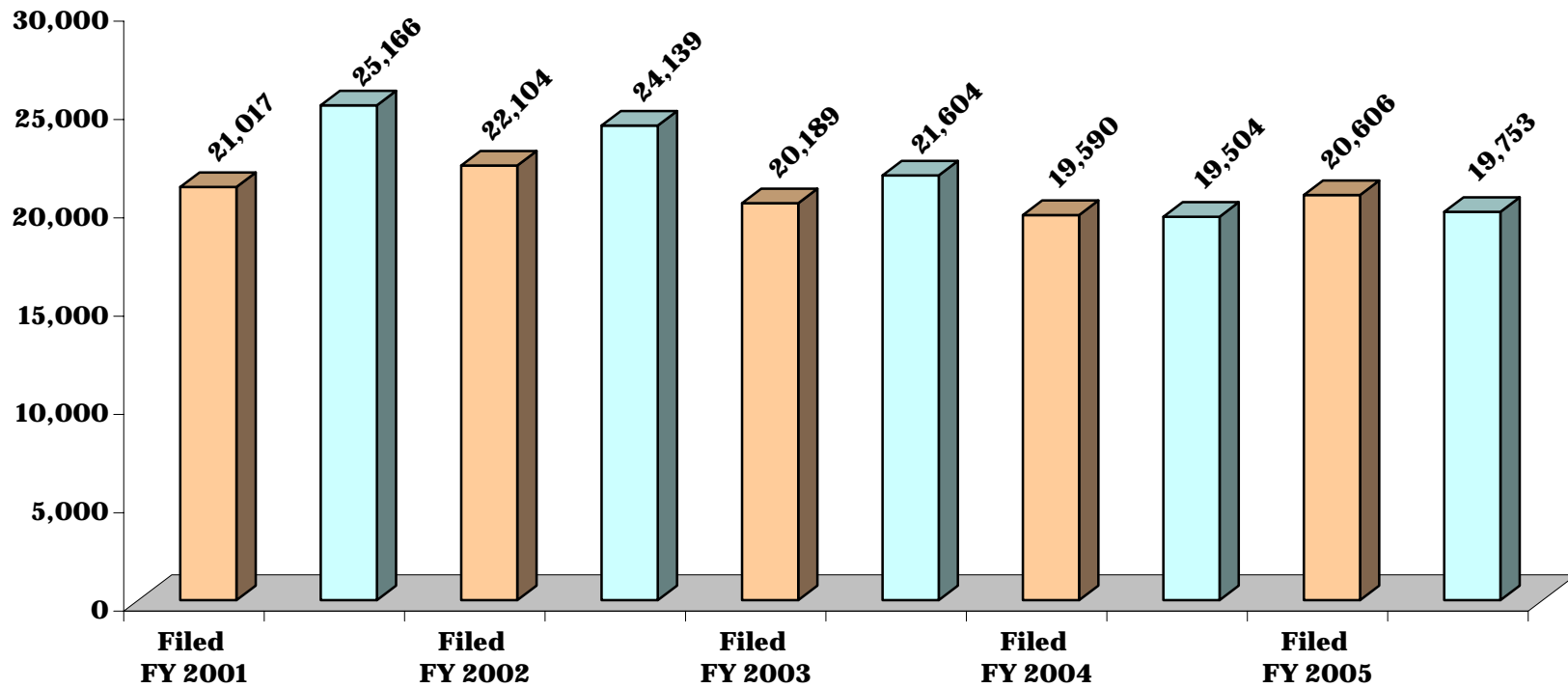
Note: The number of fugitive warrant cases was included in the case counts.

**CHART DC-6.1.5
DISTRICT COURT**

DISTRICT 5 - Prince George's County

CRIMINAL CASES FILED AND TERMINATED

5 Year Comparative Data: Fiscal Years 2001 - 2005



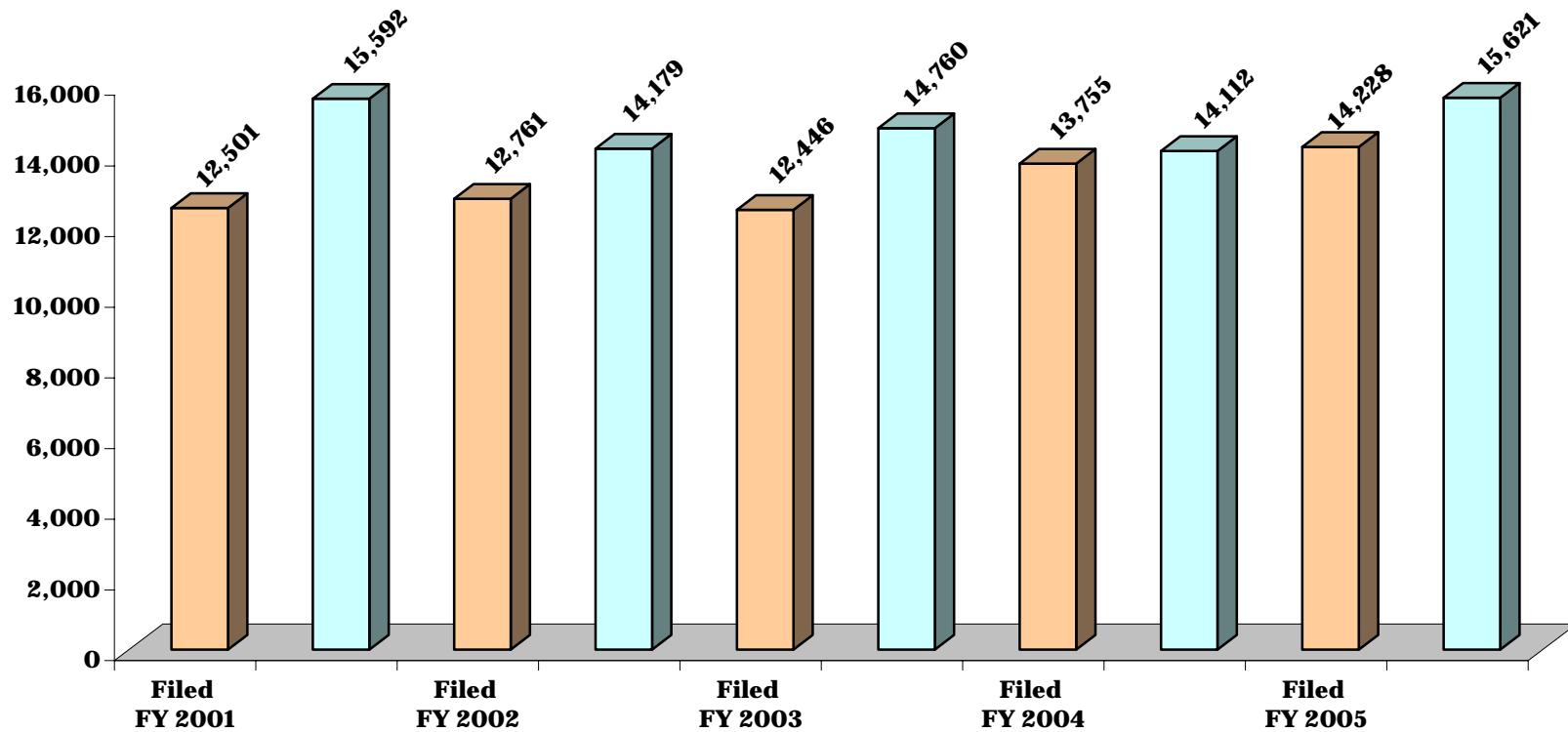
Note: The number of fugitive warrant cases was included in the case counts.

**CHART DC-6.1.6
DISTRICT COURT**

DISTRICT 6 - Montgomery County

CRIMINAL CASES FILED AND TERMINATED

5 Year Comparative Data: Fiscal Years 2001 - 2005



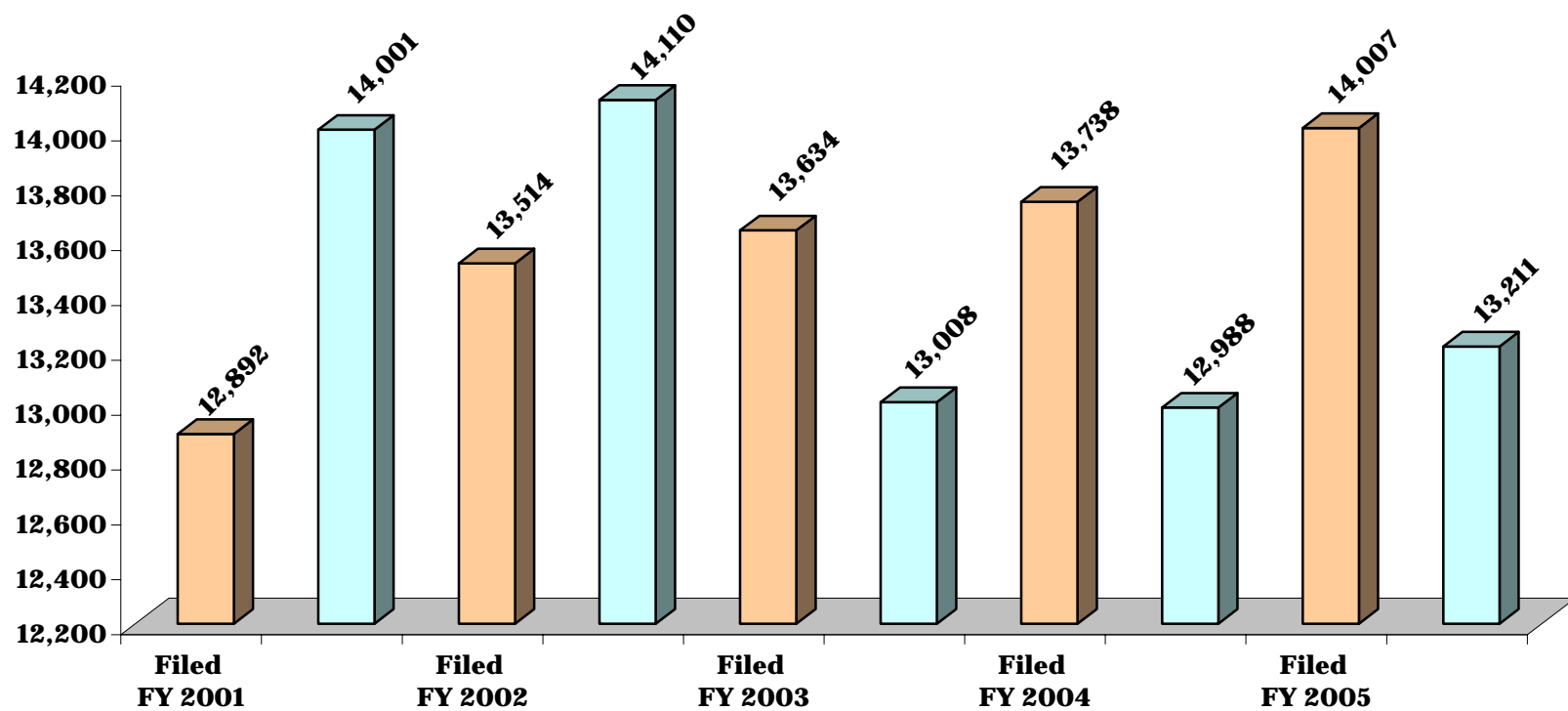
Note: The number of fugitive warrant cases was included in the case counts.

**CHART DC-6.1.7
DISTRICT COURT**

DISTRICT 7 - Anne Arundel County

CRIMINAL CASES FILED AND TERMINATED

5 Year Comparative Data: Fiscal Years 2001 - 2005



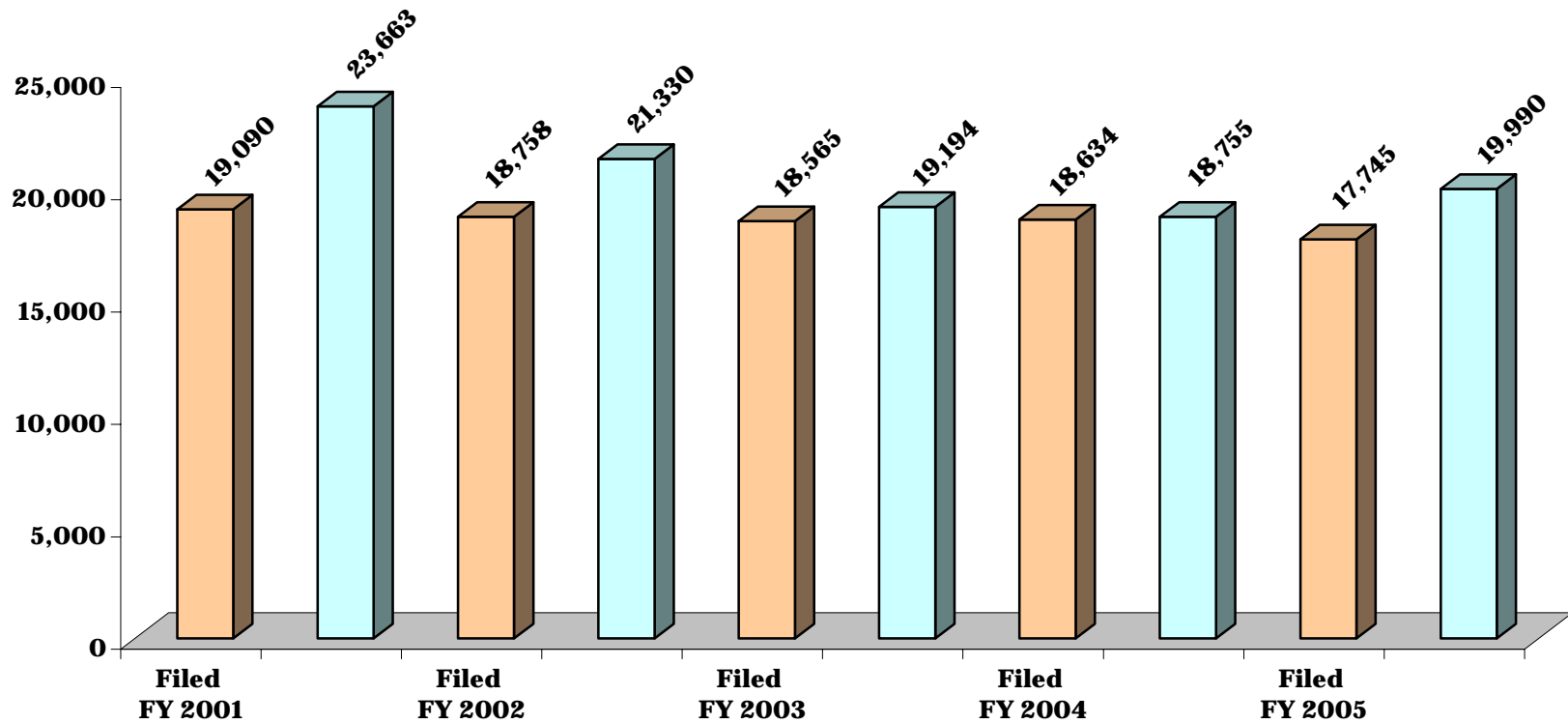
Note: The number of fugitive warrant cases was included in the case counts.

**CHART DC-6.1.8
DISTRICT COURT**

DISTRICT 8 - Baltimore County

CRIMINAL CASES FILED AND TERMINATED

5 Year Comparative Data: Fiscal Years 2001 - 2005



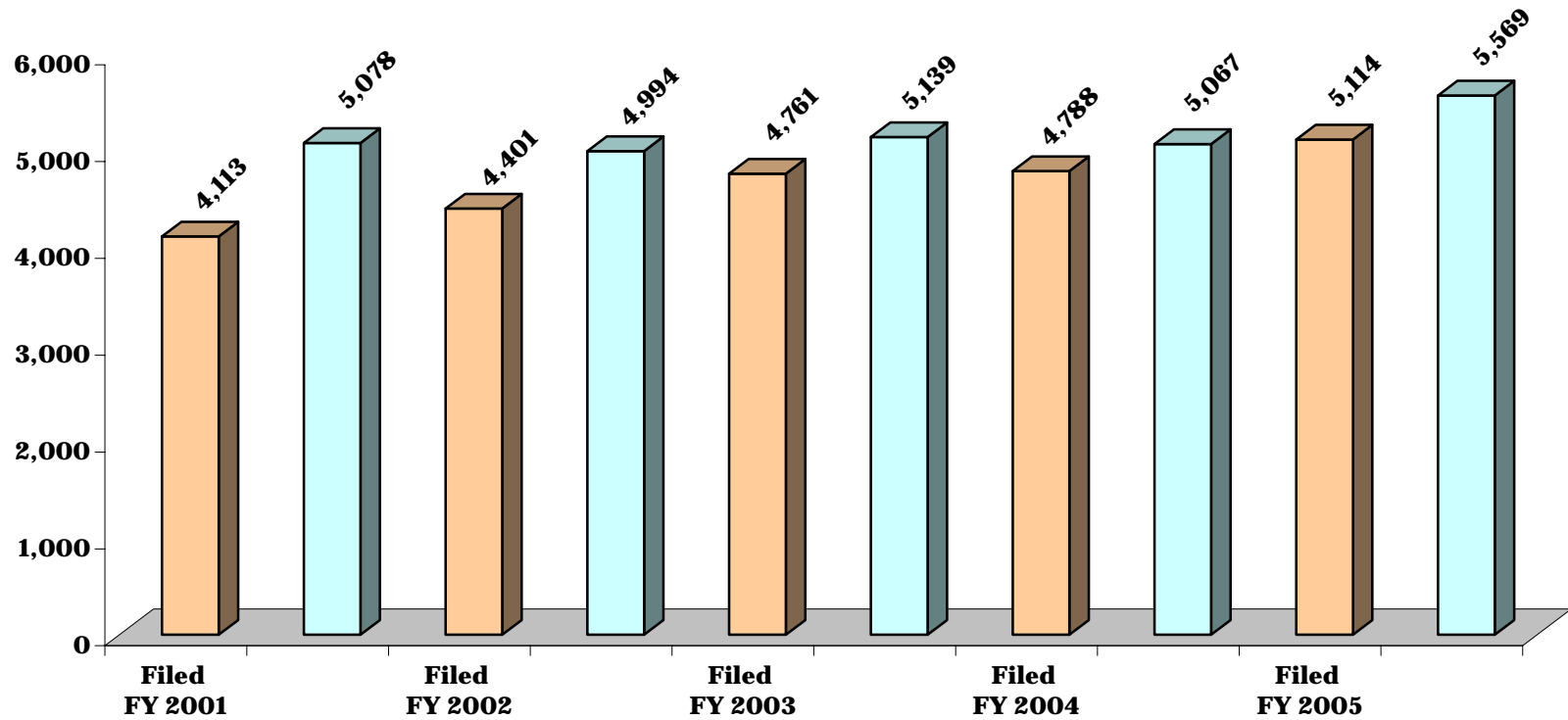
Note: The number of fugitive warrant cases was included in the case counts.

**CHART DC-6.1.9
DISTRICT COURT**

DISTRICT 9 - Harford County

CRIMINAL CASES FILED AND TERMINATED

5 Year Comparative Data: Fiscal Years 2001 - 2005



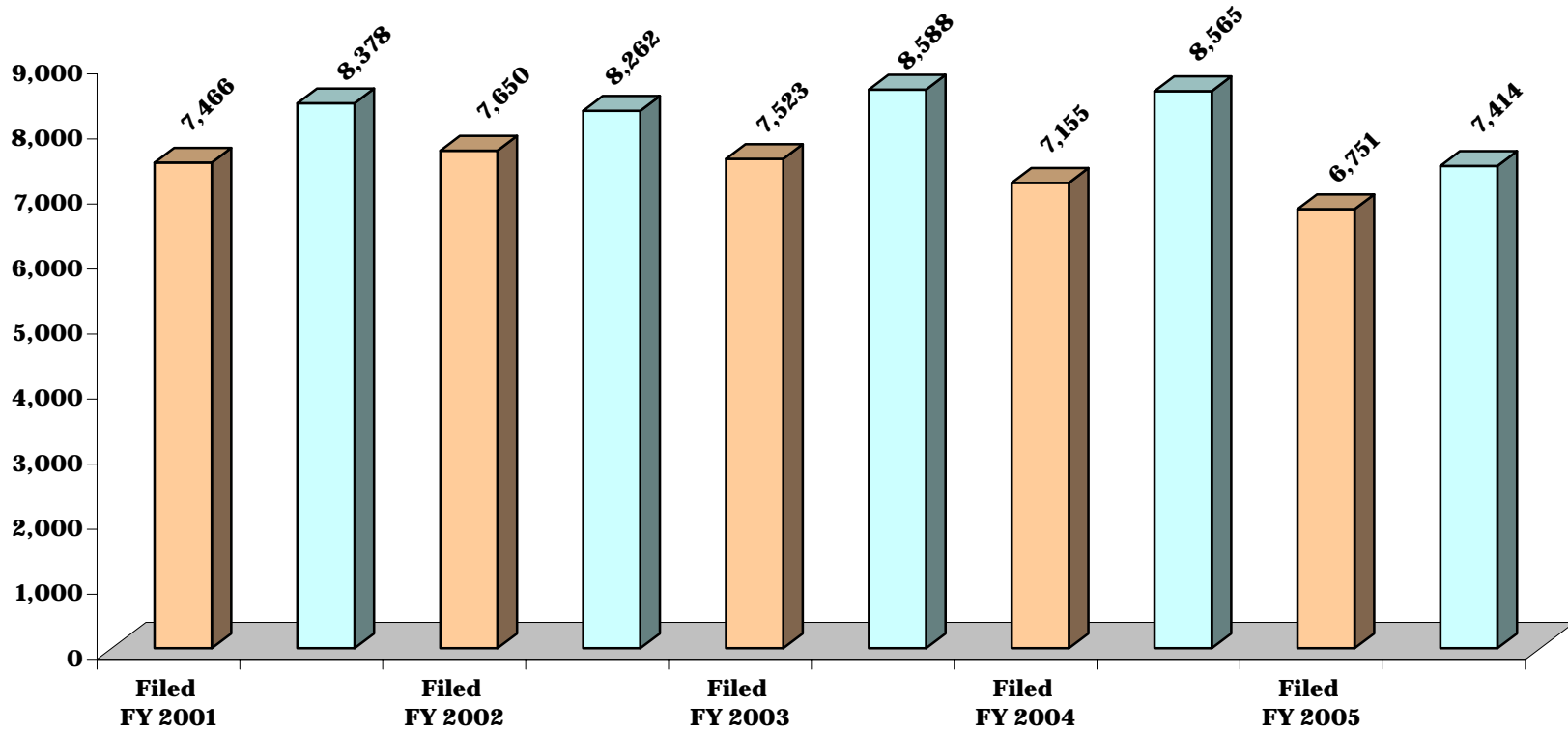
Note: The number of fugitive warrant cases was included in the case counts.

**CHART DC-6.1.10
DISTRICT COURT**

DISTRICT 10 - Carroll and Howard Counties

CRIMINAL CASES FILED AND TERMINATED

5 Year Comparative Data: Fiscal Years 2001 - 2005



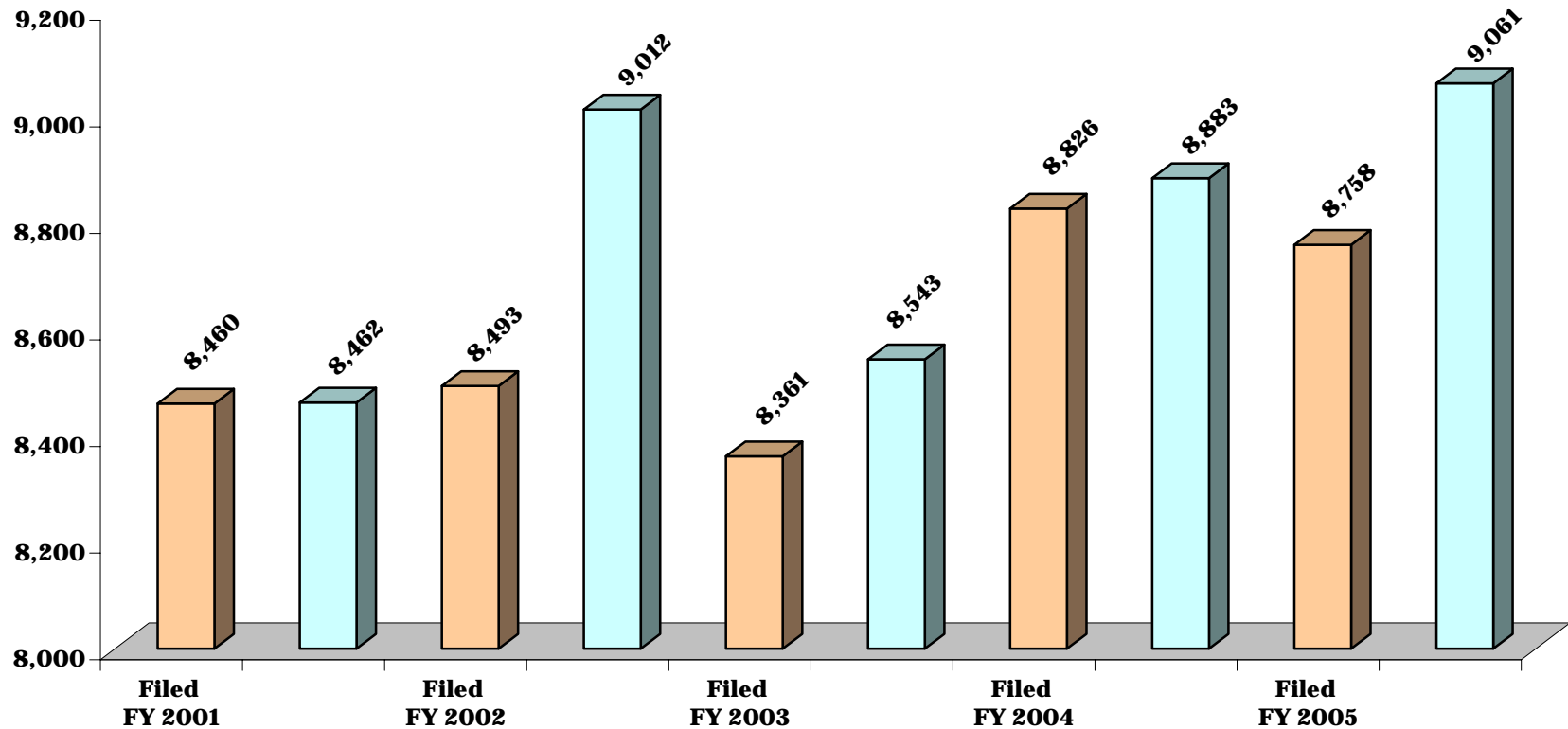
Note: The number of fugitive warrant cases was included in the case counts.

**CHART DC-6.1.11
DISTRICT COURT**

DISTRICT 11 - Frederick and Washington Counties

CRIMINAL CASES FILED AND TERMINATED

5 Year Comparative Data: Fiscal Years 2001 - 2005



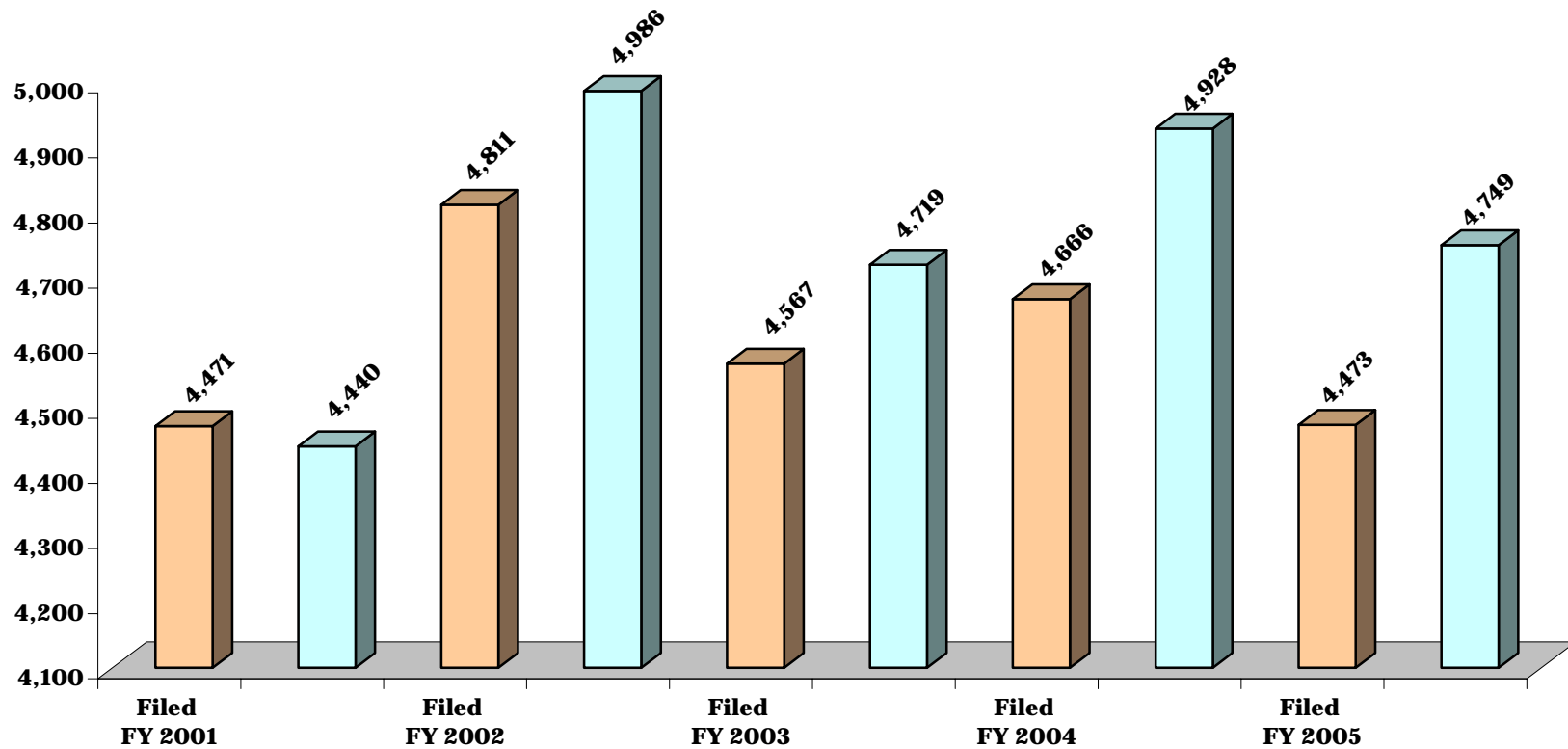
Note: The number of fugitive warrant cases was included in the case counts.

**CHART DC-6.1.12
DISTRICT COURT**

DISTRICT 12 - Allegany and Garrett Counties

CRIMINAL CASES FILED AND TERMINATED

5 Year Comparative Data: Fiscal Years 2001 - 2005

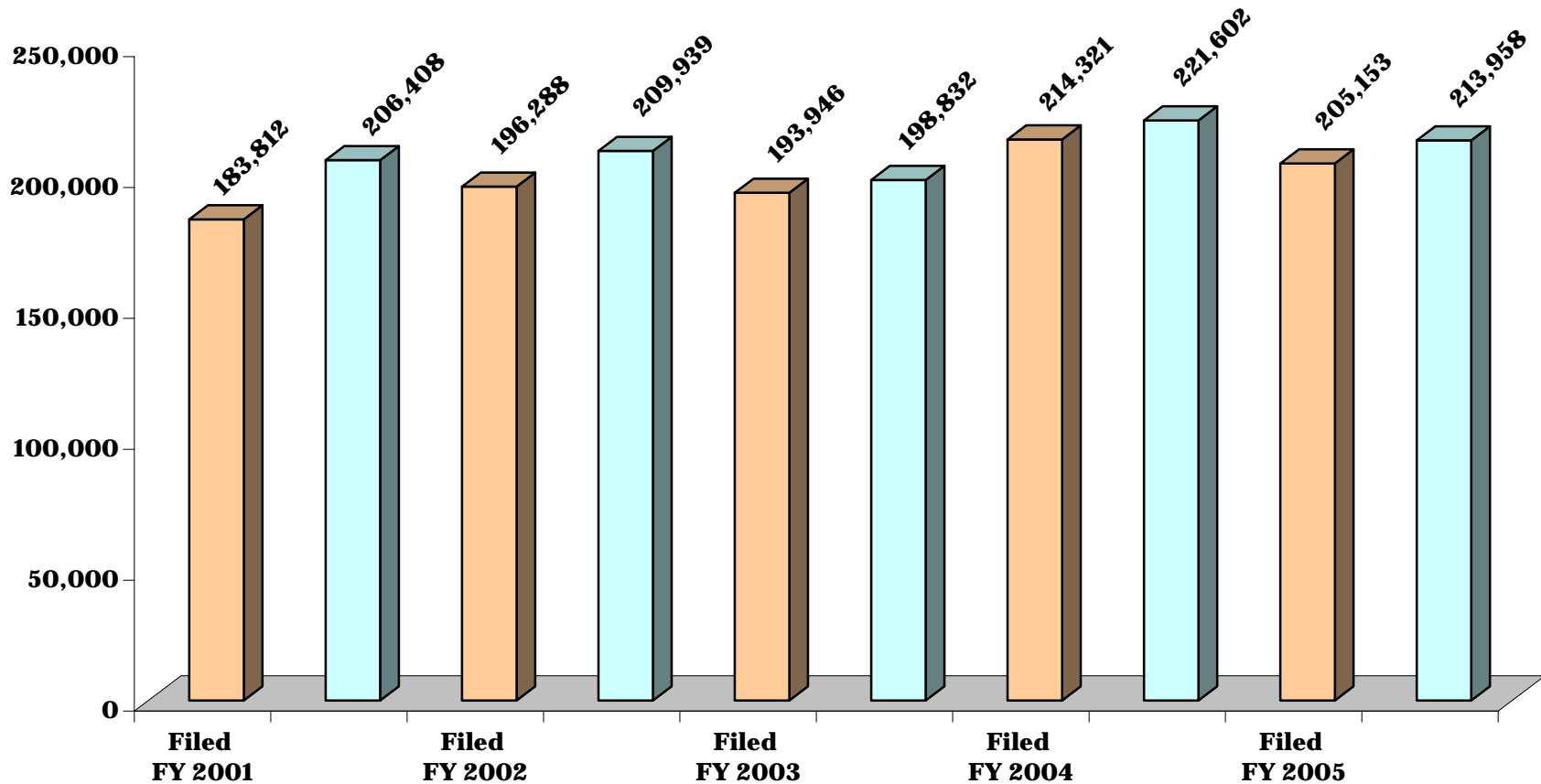


Note: The number of fugitive warrant cases was included in the case counts.

**CHART DC-6.1.13
DISTRICT COURT**

**STATE TOTAL:
CRIMINAL CASES FILED AND TERMINATED**

5 Year Comparative Data: Fiscal Years 2001 - 2005



Note: The number of fugitive warrant cases was included in the case counts.

**TABLE DC-6.2
DISTRICT COURT**

CRIMINAL CASES: MANNER OF DISPOSITION

Fiscal Year 2005

	Guilty	Not Guilty	Probation Before Judgment	Forwarded to Circuit Court	Jury Trial Prayer	Nolle Prosequi	Stet	Dismissed	Other	Total
District 1	13,575	1,146	3,864	8,686	8,293	45,558	7,065	228	362	88,777
Baltimore City	13,575	1,146	3,864	8,686	8,293	45,558	7,065	228	362	88,777
District 2	2,166	398	925	931	984	4,917	1,015	32	256	11,624
Dorchester	451	72	106	76	54	754	133	9	27	1,682
Somerset	167	49	78	146	98	310	93	2	34	977
Wicomico	717	125	208	484	370	776	606	13	100	3,399
Worcester	831	152	533	225	462	3,077	183	8	95	5,566
District 3	1,768	412	673	726	882	2,206	948	18	288	7,921
Caroline	213	52	50	74	122	369	125	4	14	1,023
Cecil	422	103	110	319	479	983	574	8	169	3,167
Kent	166	19	43	84	112	143	129	0	13	709
Queen Anne's	483	79	127	93	117	419	70	3	30	1,421
Talbot	484	159	343	156	52	292	50	3	62	1,601
District 4	2,909	421	835	733	667	2,524	1,869	109	201	10,268
Calvert	810	119	120	135	107	773	484	16	24	2,588
Charles	1,356	172	538	410	327	764	818	9	147	4,541
St. Mary's	743	130	177	188	233	987	567	84	30	3,139
District 5	1,224	494	941	2,526	2,396	11,329	251	213	379	19,753
Prince George's	1,224	494	941	2,526	2,396	11,329	251	213	379	19,753
District 6	4,328	294	906	1,153	123	7,271	1,203	31	312	15,621
Montgomery	4,328	294	906	1,153	123	7,271	1,203	31	312	15,621

CRIMINAL CASES: MANNER OF DISPOSITION, page 2

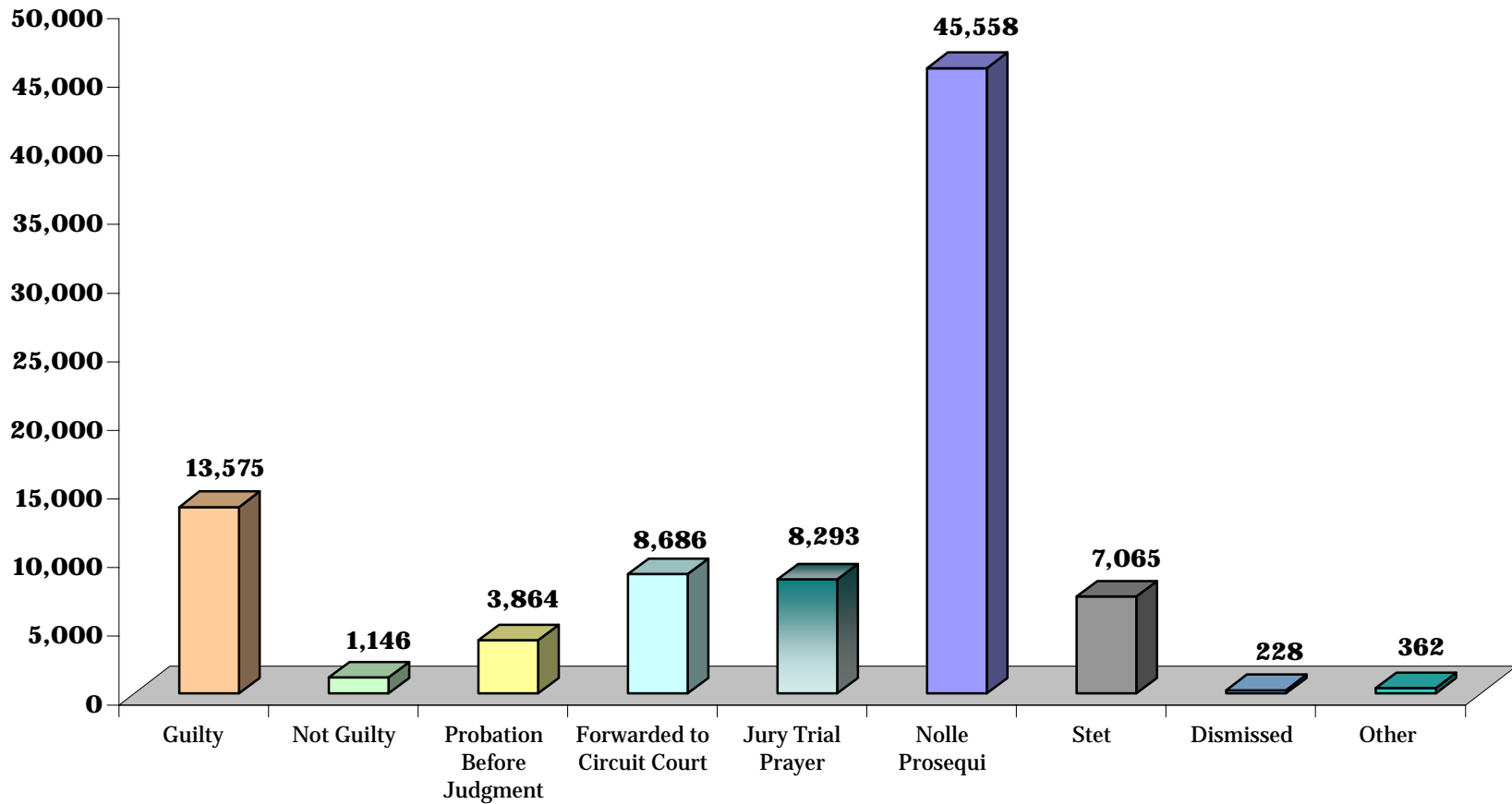
	Guilty	Not Guilty	Probation Before Judgment	Forwarded to Circuit Court	Jury Trial Prayer	Nolle Prosequi	Stet	Dismissed	Other	Total
District 7	3,267	476	1,507	1,356	553	2,803	2,987	47	215	13,211
Anne Arundel	3,267	476	1,507	1,356	553	2,803	2,987	47	215	13,211
District 8	4,963	633	2,753	2,310	805	5,274	1,796	1,266	190	19,990
Baltimore	4,963	633	2,753	2,310	805	5,274	1,796	1,266	190	19,990
District 9	1,633	229	678	391	923	833	636	103	143	5,569
Harford	1,633	229	678	391	923	833	636	103	143	5,569
District 10	1,662	166	1,115	490	899	1,766	1,188	22	106	7,414
Carroll	780	86	449	237	536	496	721	3	49	3,357
Howard	882	80	666	253	363	1,270	467	19	57	4,057
District 11	1,841	278	798	930	1,380	2,583	1,004	13	234	9,061
Frederick	733	82	473	450	636	1,149	343	6	95	3,967
Washington	1,108	196	325	480	744	1,434	661	7	139	5,094
District 12	1,215	71	344	205	277	1,734	769	26	108	4,749
Allegany	962	40	209	157	232	1,188	572	18	83	3,461
Garrett	253	31	135	48	45	546	197	8	25	1,288
State Totals	40,551	5,018	15,339	20,437	18,182	88,798	20,731	2,108	2,794	213,958

**CHART DC-6.2.1
DISTRICT COURT**

DISTRICT 1 - Baltimore City

CRIMINAL CASES: MANNER OF DISPOSITION

Fiscal Year 2005

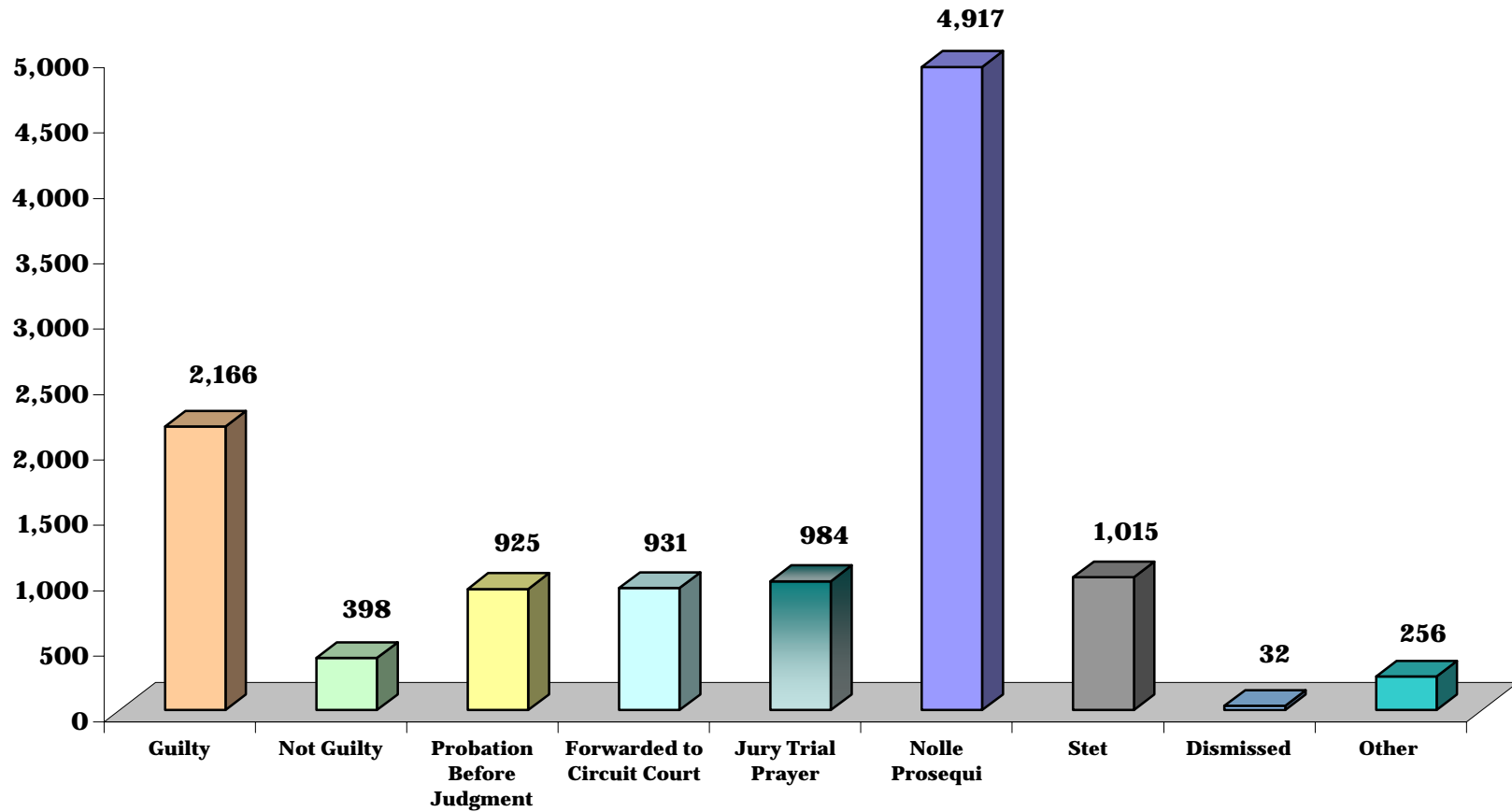


**CHART 6.2.2
DISTRICT COURT**

DISTRICT 2 - Dorchester, Somerset, Wicomico and Worcester Counties

CRIMINAL CASES: MANNER OF DISPOSITION

Fiscal Year 2005

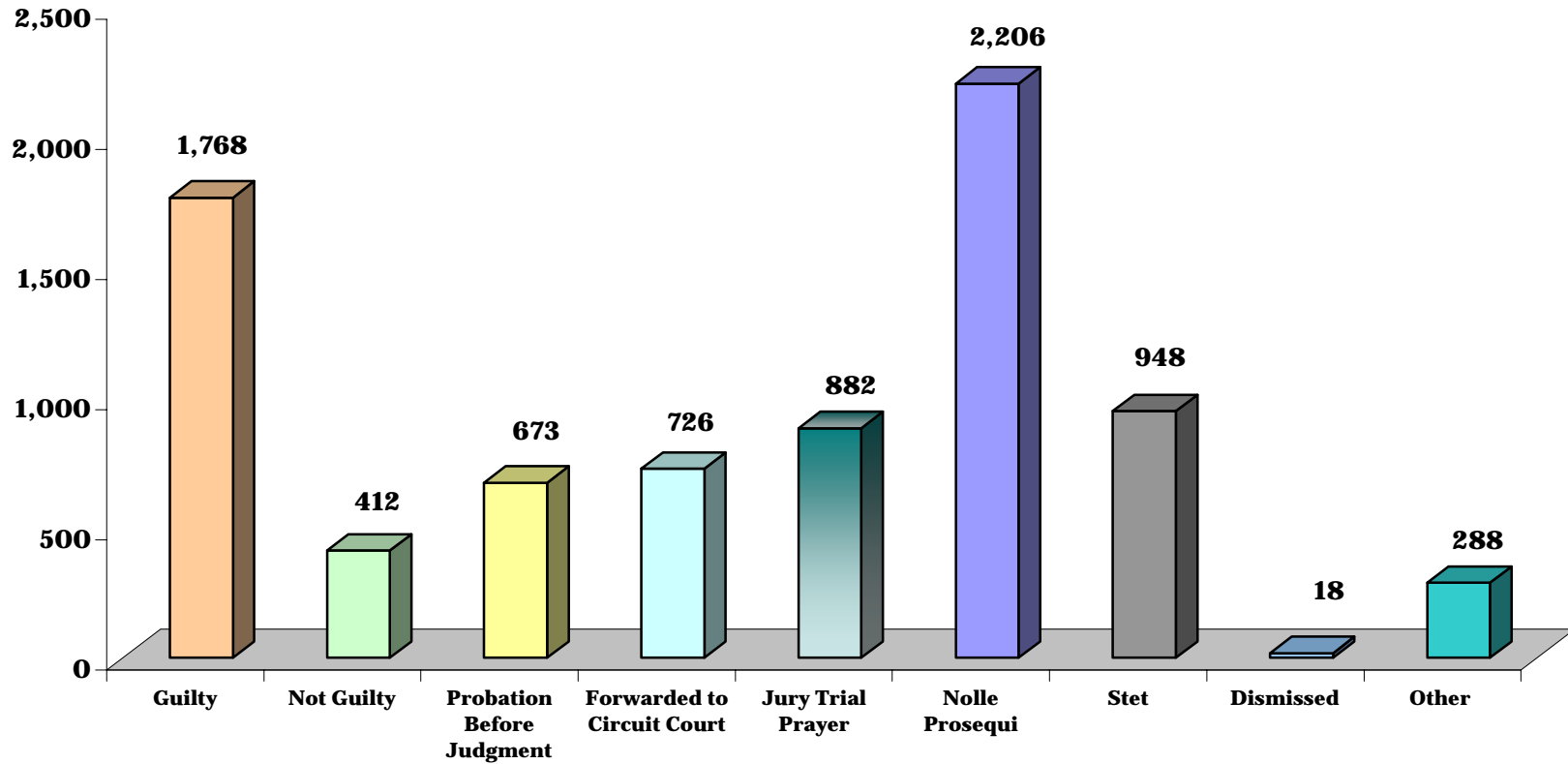


**CHART 6.2.3
DISTRICT COURT**

DISTRICT 3 - Caroline, Cecil, Kent, Queen Anne's and Talbot Counties

CRIMINAL CASES: MANNER OF DISPOSITION

Fiscal Year 2005

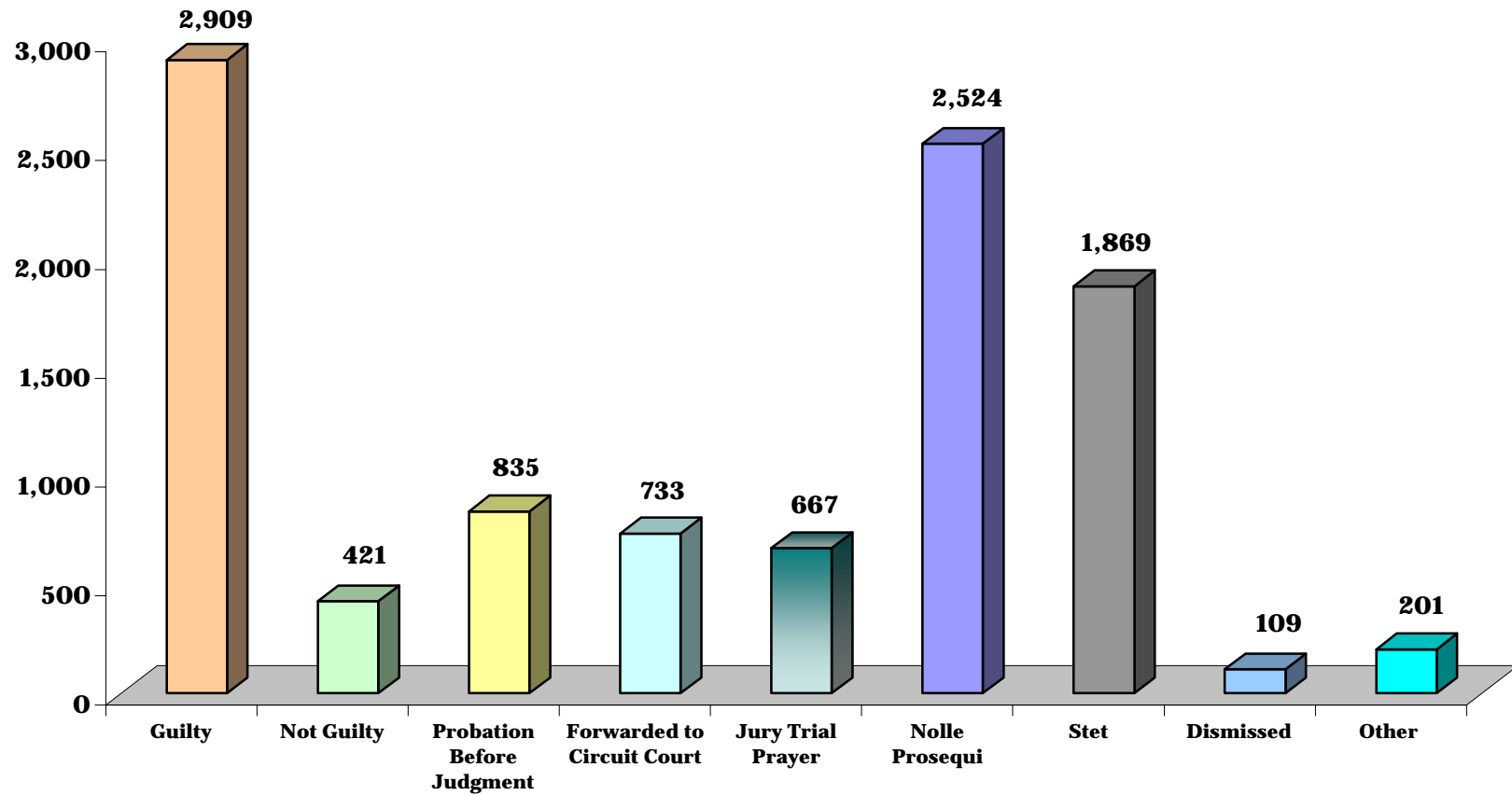


**CHART 6.2.4
DISTRICT COURT**

DISTRICT 4 - Calvert, Charles and St. Mary's Counties

CRIMINAL CASES: MANNER OF DISPOSITION

Fiscal Year 2005

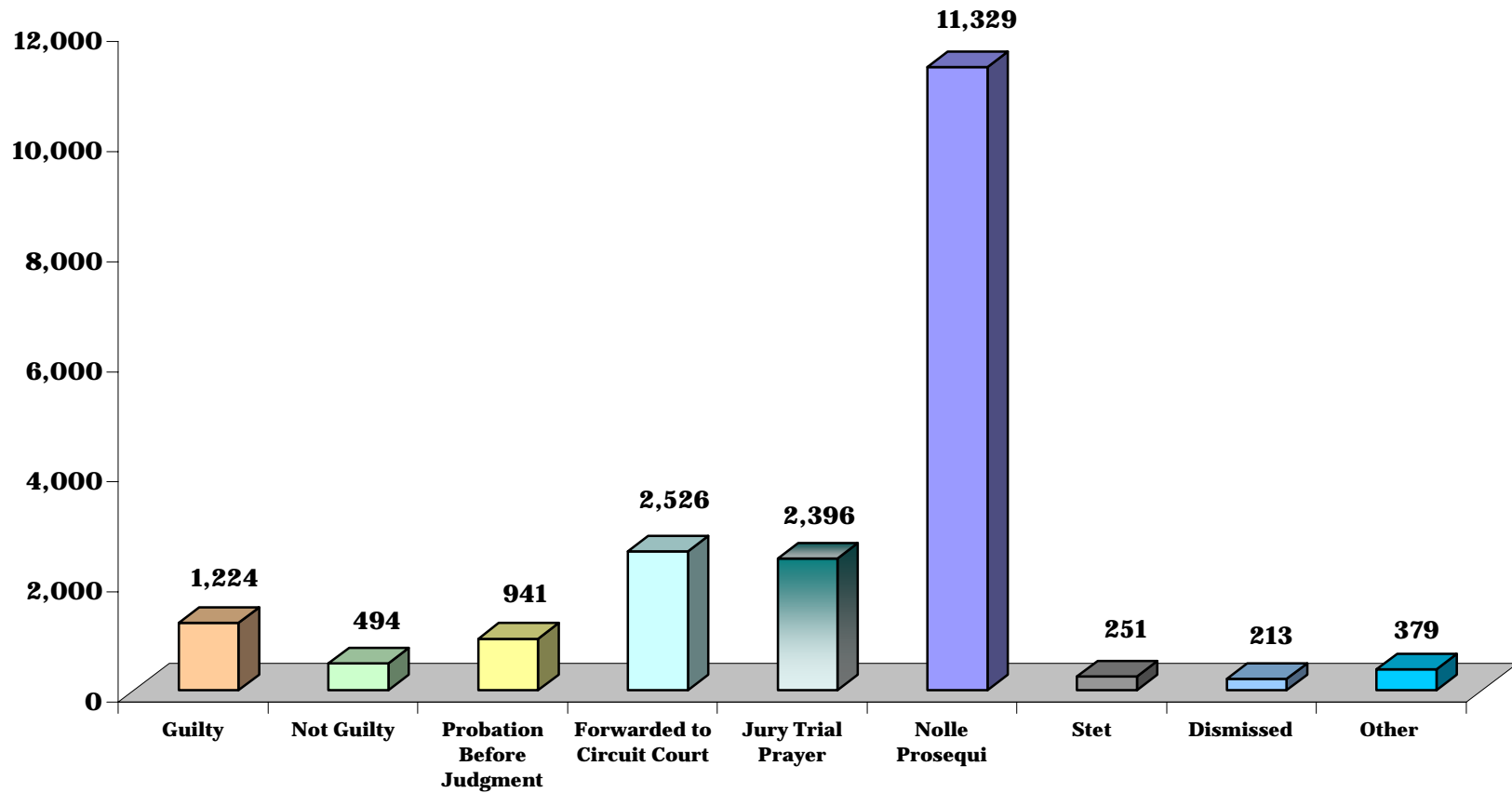


**CHART 6.2.5
DISTRICT COURT**

DISTRICT 5 - Prince George's County

CRIMINAL CASES: MANNER OF DISPOSITION

Fiscal Year 2005

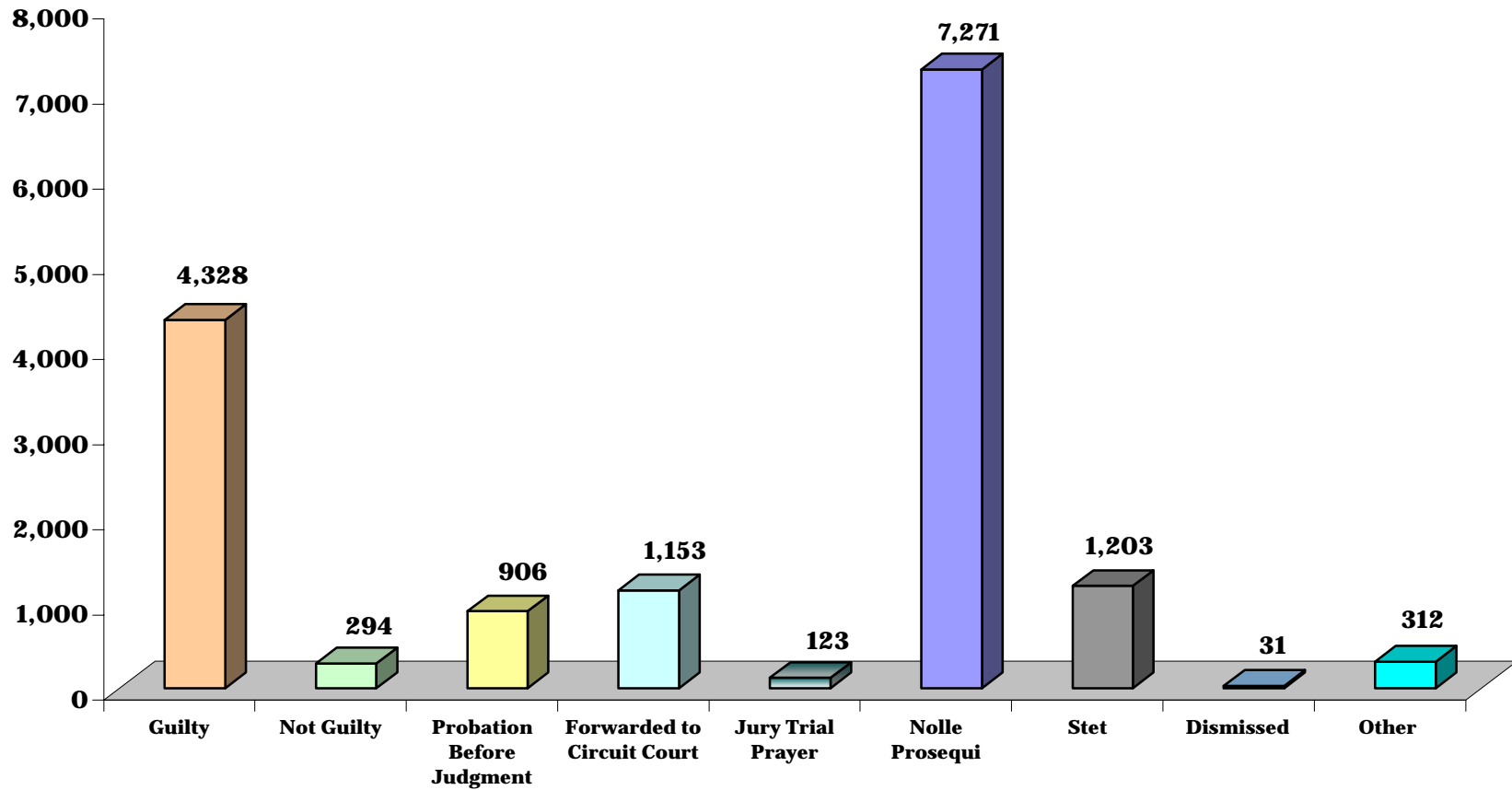


**CHART 6.2.6
DISTRICT COURT**

DISTRICT 6 - Montgomery County

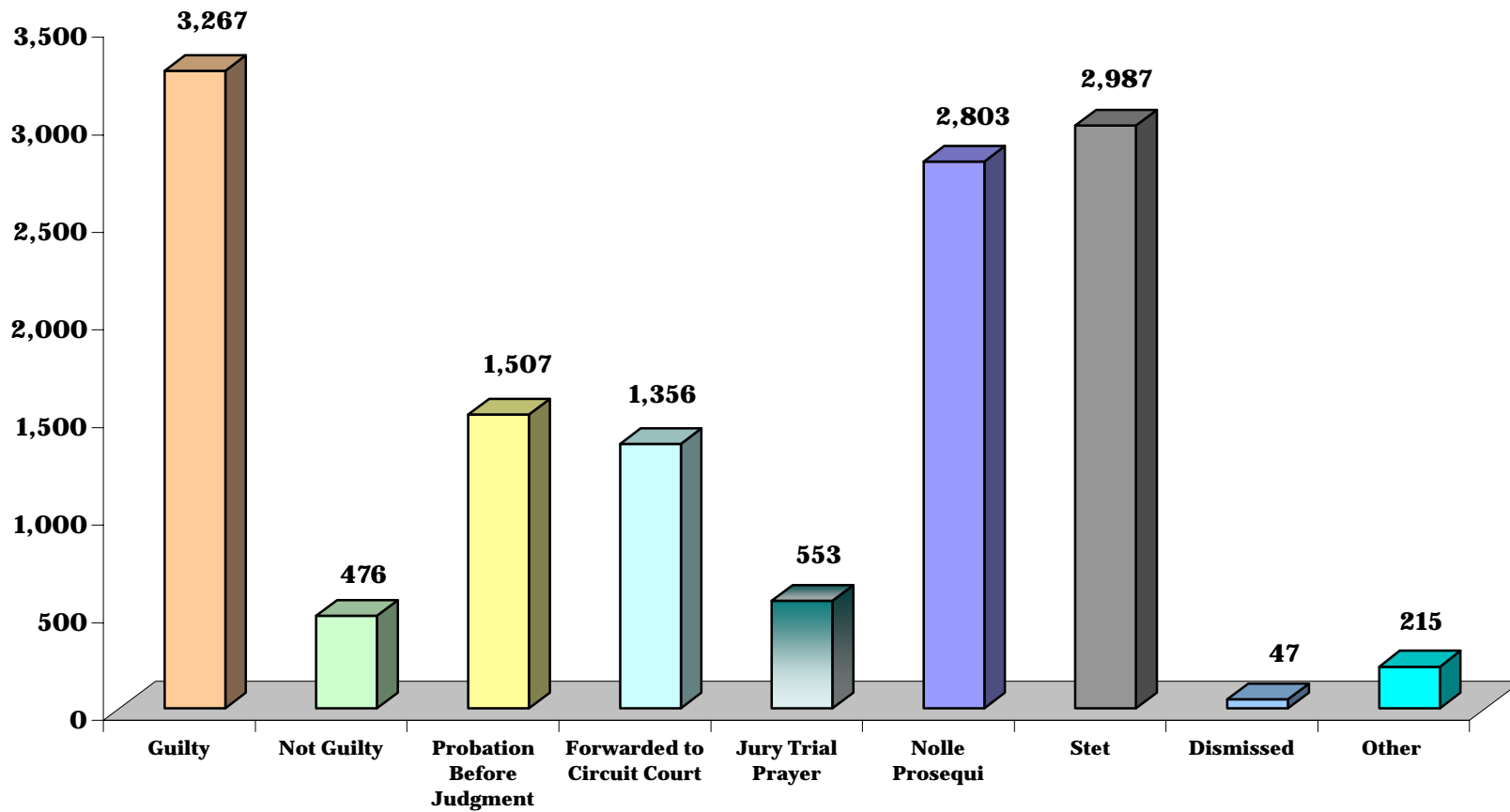
CRIMINAL CASES: MANNER OF DISPOSITION

Fiscal Year 2005



**CHART 6.2.7
DISTRICT COURT**

**DISTRICT 7 - Anne Arundel County
CRIMINAL CASES: MANNER OF DISPOSITION
Fiscal Year 2005**

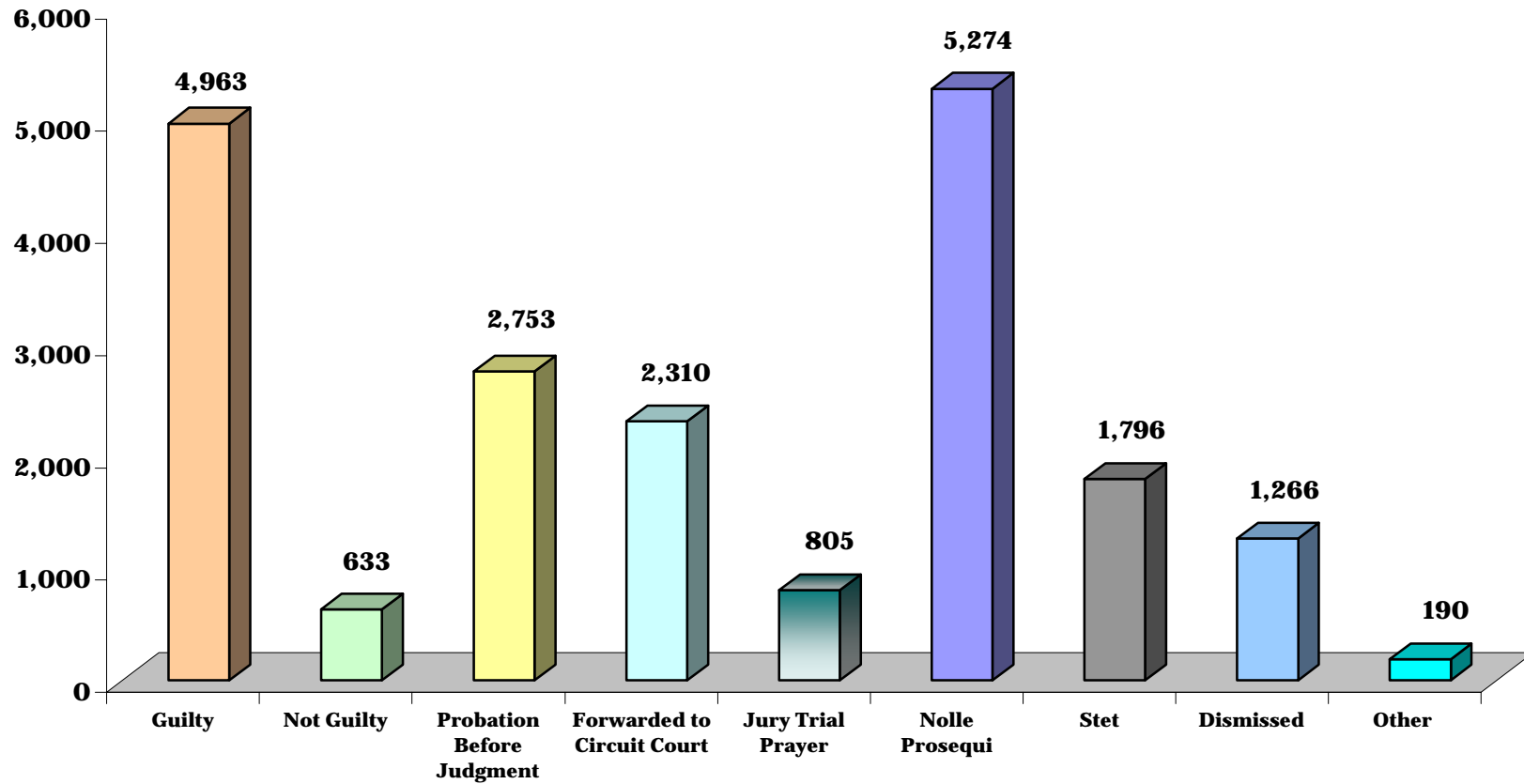


**CHART 6.2.8
DISTRICT COURT**

DISTRICT 8 - Baltimore County

CRIMINAL CASES: MANNER OF DISPOSITION

Fiscal Year 2005

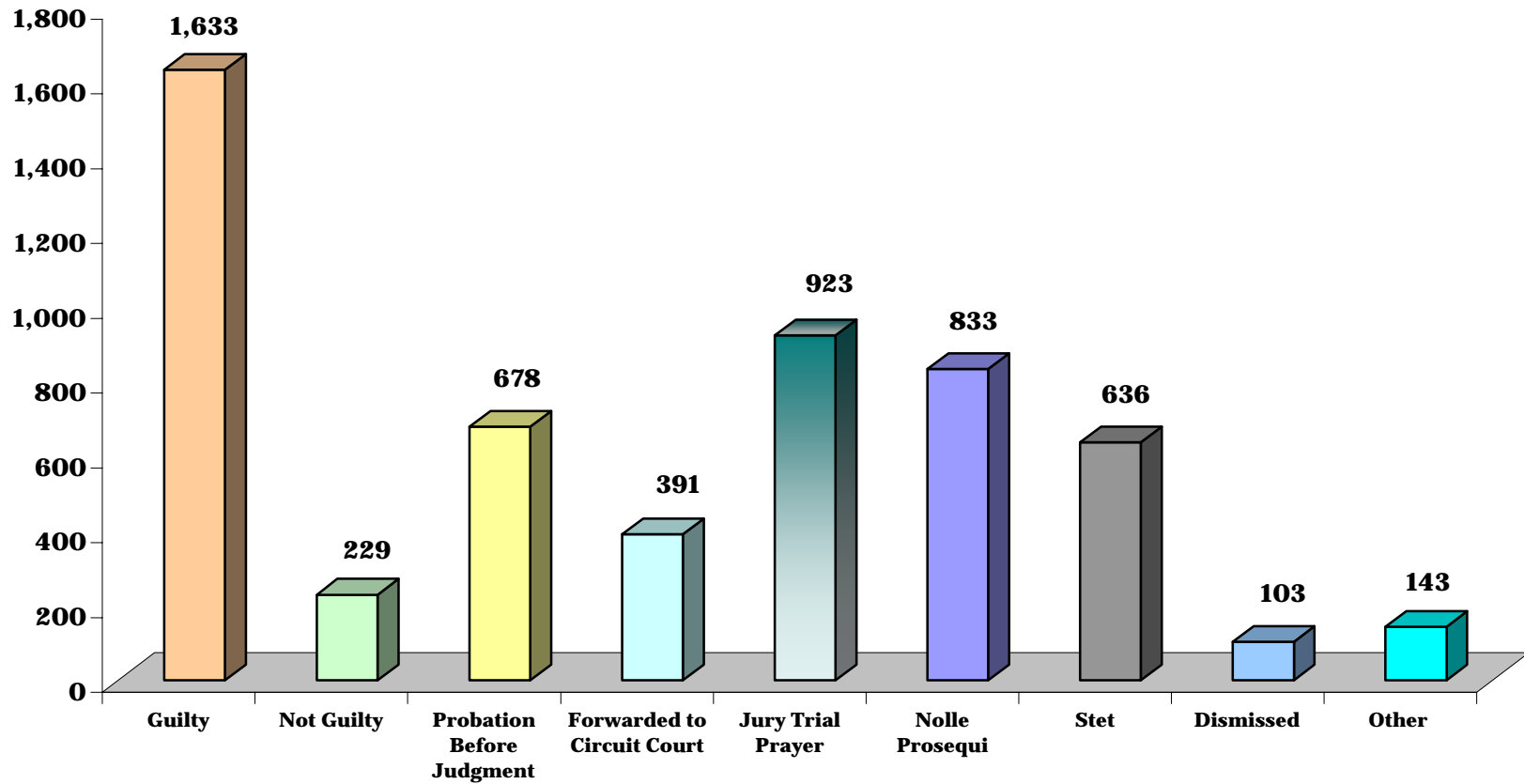


**CHART 6.2.9
DISTRICT COURT**

DISTRICT 9 - Harford County

CRIMINAL CASES: MANNER OF DISPOSITION

Fiscal Year 2005

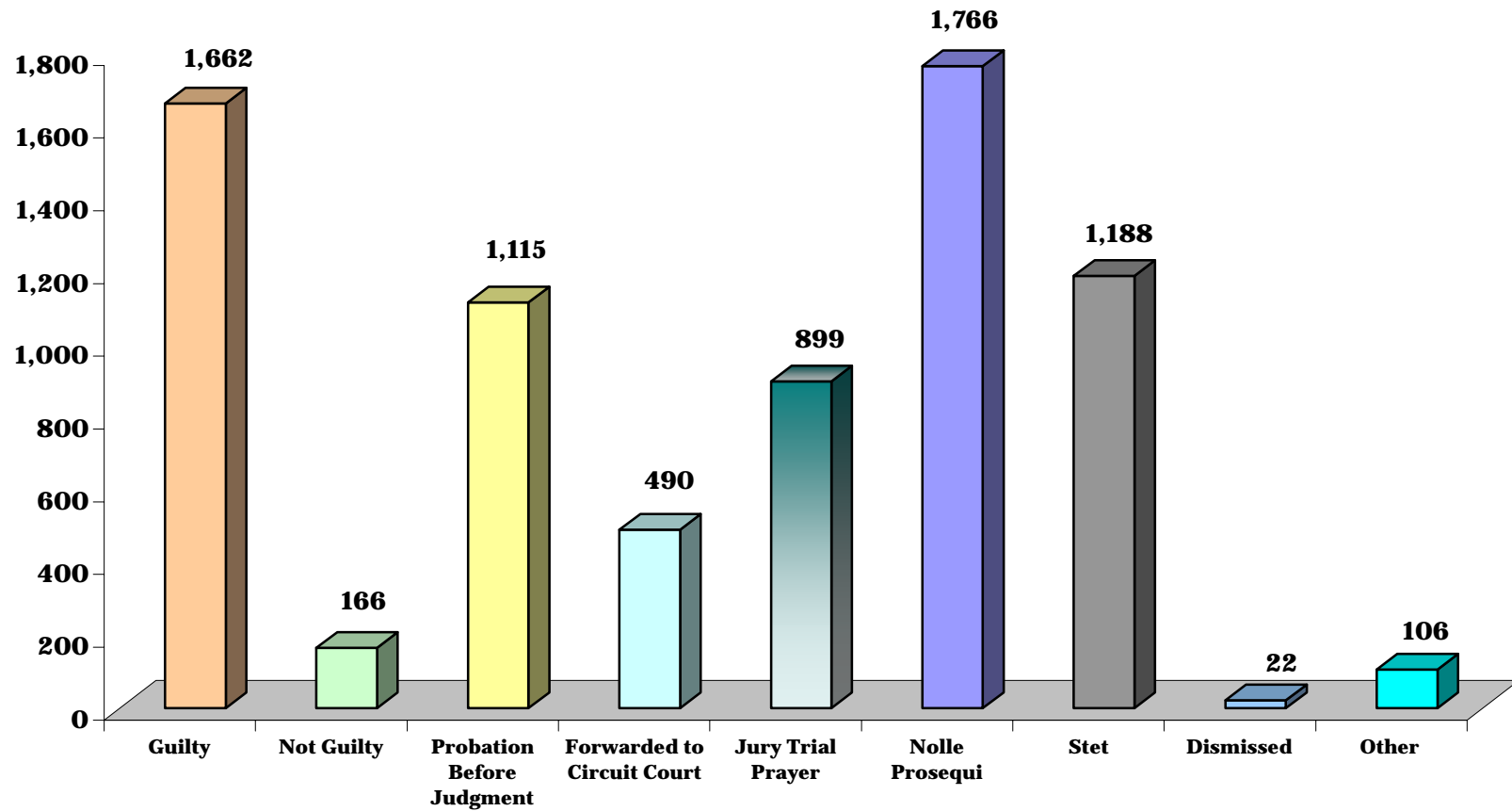


**CHART 6.2.10
DISTRICT COURT**

DISTRICT 10 - Carroll and Howard Counties

CRIMINAL CASES: MANNER OF DISPOSITION

Fiscal Year 2005

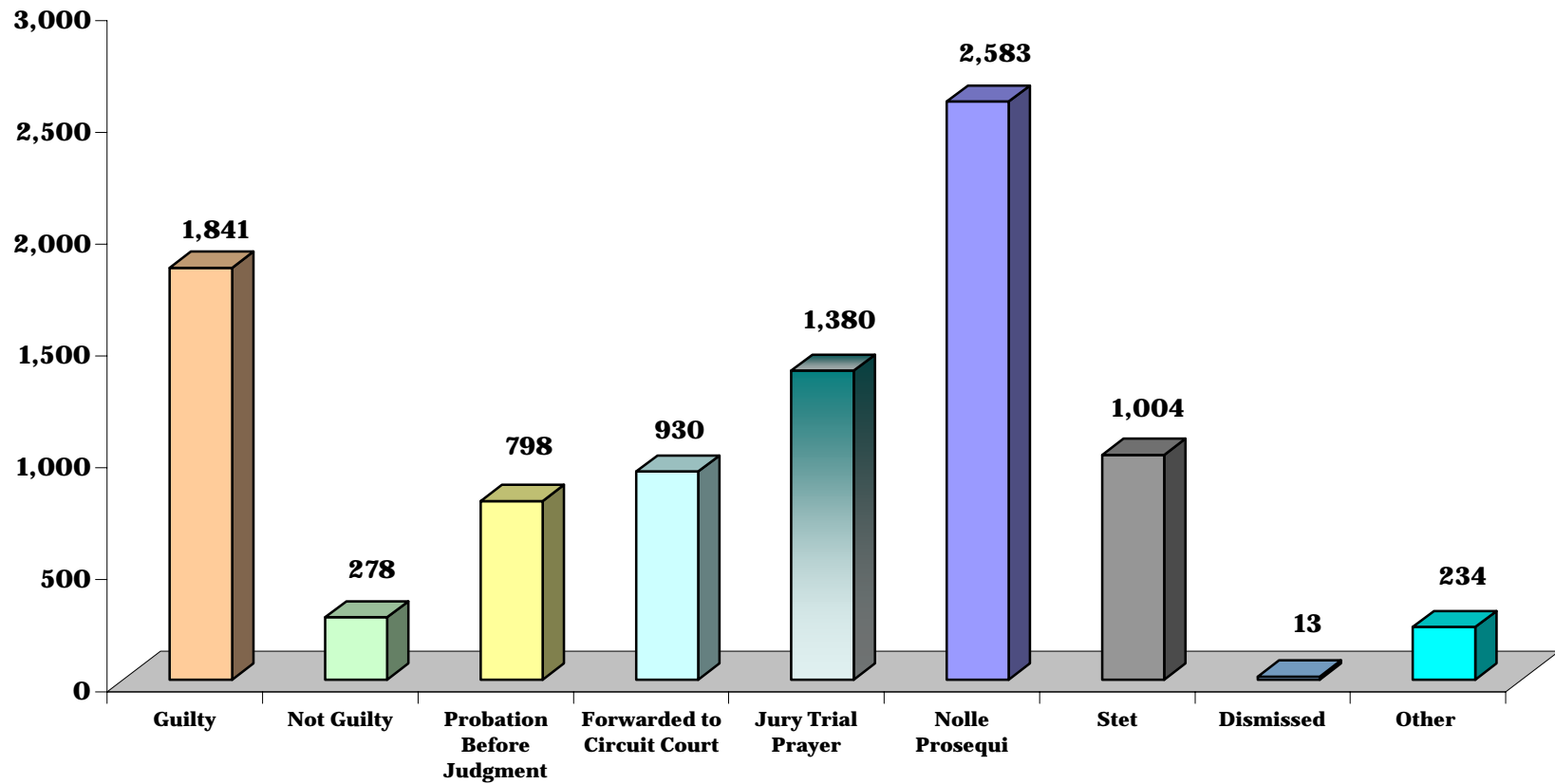


**CHART 6.2.11
DISTRICT COURT**

DISTRICT 11 - Frederick and Washington Counties

CRIMINAL CASES: MANNER OF DISPOSITION

Fiscal Year 2005

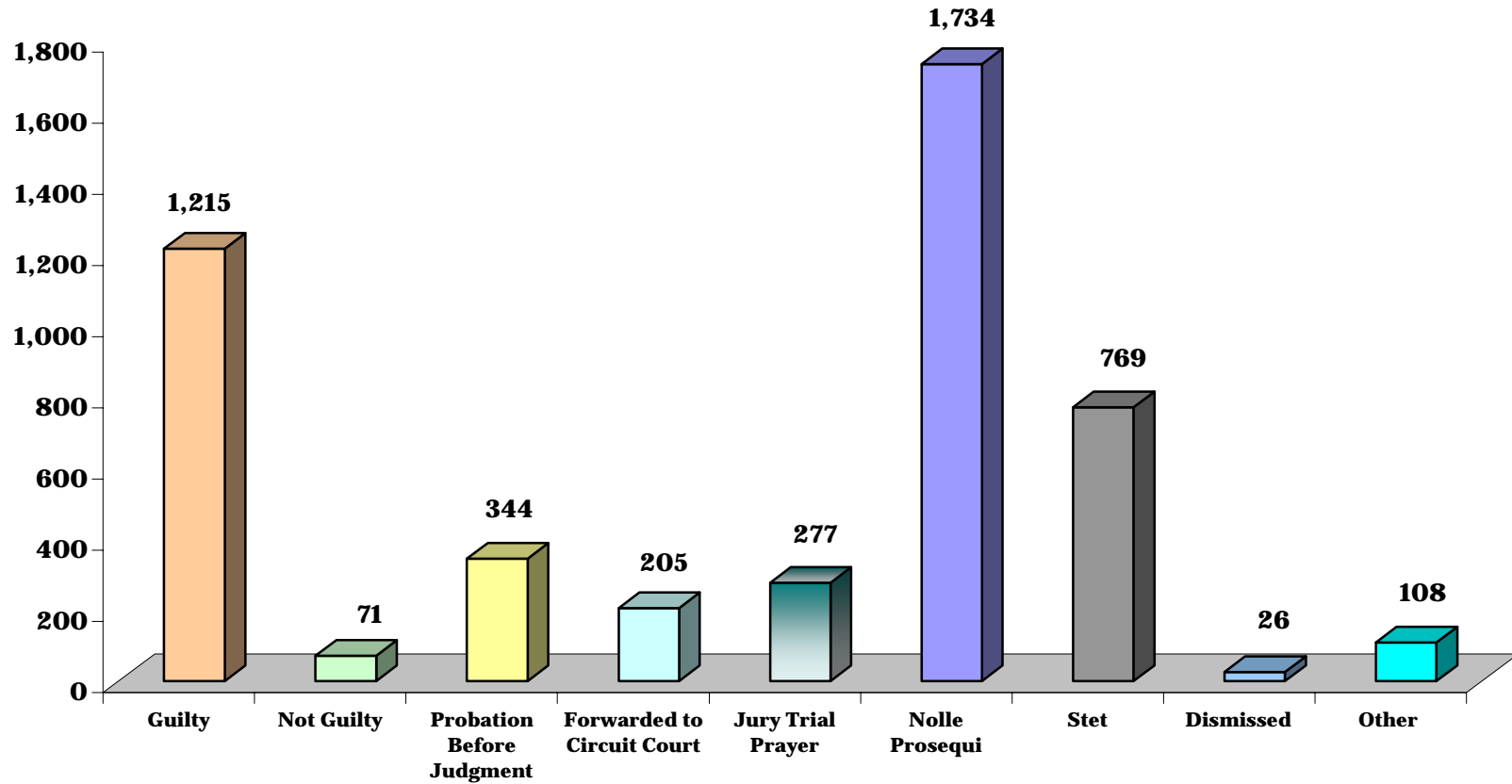


**CHART 6.2.12
DISTRICT COURT**

DISTRICT 12 - Allegany and Garrett Counties

CRIMINAL CASES: MANNER OF DISPOSITION

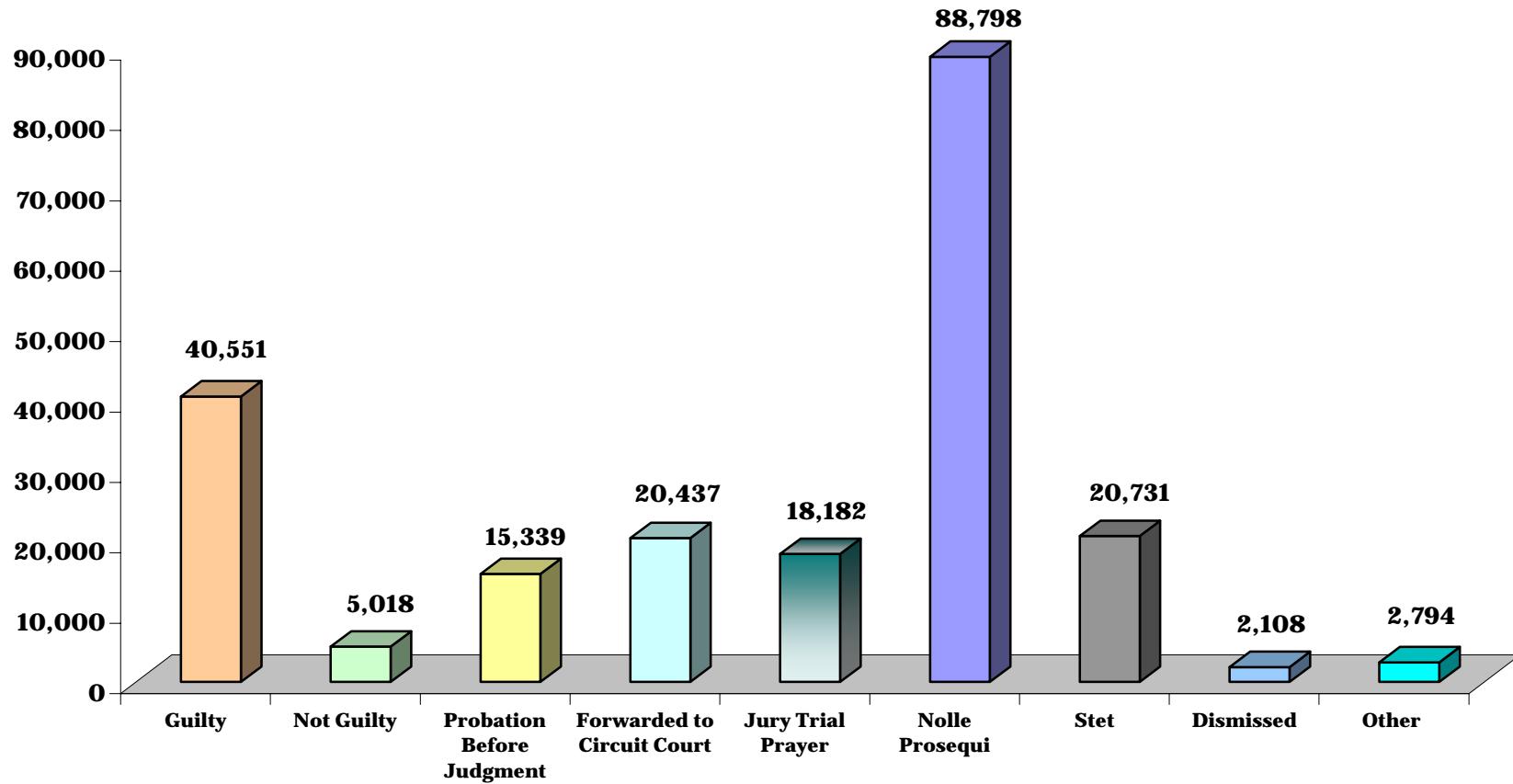
Fiscal Year 2005



**CHART 6.2.13
DISTRICT COURT**

**STATE TOTAL:
CRIMINAL CASES: MANNER OF DISPOSITION**

Fiscal Year 2005



**TABLE DC-7
DISTRICT COURT**

CIVIL COMPLAINTS FILED AND TERMINATED*

4 Year Comparative Data: Fiscal Years 2001 - 2005

	2002		2003		2004		2005	
	Filed	Terminated	Filed	Terminated	Filed	Terminated	Filed	Terminated
District 1	63,669	68,789	69,416	71,210	67,534	68,107	61,427	64,115
Baltimore City	63,669	68,789	69,416	71,210	67,534	68,107	61,427	64,115
District 2	18,049	17,311	20,189	21,043	20,437	18,930	23,917	20,673
Dorchester	2,212	2,395	2,399	2,353	2,613	2,463	2,689	2,530
Somerset	1,853	1,767	2,227	2,184	2,156	2,033	2,622	2,514
Wicomico	8,943	8,543	9,928	10,469	9,490	8,633	12,215	9,814
Worcester	5,041	4,606	5,635	6,037	6,178	5,801	6,391	5,815
District 3	10,923	11,268	11,564	11,042	12,263	11,501	11,353	11,702
Caroline	1,645	1,718	1,964	1,809	1,836	1,779	1,864	1,796
Cecil	4,139	4,125	4,080	4,004	4,455	4,212	3,924	4,010
Kent	1,471	1,585	1,503	1,394	1,673	1,567	1,396	1,547
Queen Anne's	1,733	1,767	1,990	1,895	2,130	1,925	1,915	2,110
Talbot	1,935	2,073	2,027	1,940	2,169	2,018	2,254	2,239

	2002		2003		2004		2005	
	Filed	Terminated	Filed	Terminated	Filed	Terminated	Filed	Terminated
District 4	12,929	12,480	14,203	13,010	14,517	13,818	13,284	13,668
Calvert	3,628	3,267	3,658	3,431	3,860	3,560	3,614	3,480
Charles	6,034	5,985	7,167	6,343	7,247	6,906	6,479	6,888
St. Mary's	3,267	3,228	3,378	3,236	3,410	3,352	3,191	3,300
District 5	57,470	60,934	63,654	73,003	65,896	64,749	63,999	63,553
Prince George's	57,470	60,934	63,654	73,003	65,896	64,749	63,999	63,553
District 6	40,390	57,123	40,414	45,159	43,275	38,871	40,539	44,241
Montgomery	40,390	57,123	40,414	45,159	43,275	38,871	40,539	44,241

CIVIL COMPLAINTS FILED AND TERMINATED*, page 2

	2002		2003		2004		2005	
	Filed	Terminated	Filed	Terminated	Filed	Terminated	Filed	Terminated
District 7	24,433	23,785	26,639	24,758	25,721	24,434	27,215	25,704
Anne Arundel	24,433	23,785	26,639	24,758	25,721	24,434	27,215	25,704
District 8	54,660	53,758	60,451	54,325	63,771	68,102	63,809	62,331
Baltimore	54,660	53,758	60,451	54,325	63,771	68,102	63,809	62,331
District 9	9,980	9,824	10,320	10,101	10,719	10,648	10,514	10,413
Harford	9,980	9,824	10,320	10,101	10,719	10,648	10,514	10,413

	2002		2003		2004		2005	
	Filed	Terminated	Filed	Terminated	Filed	Terminated	Filed	Terminated
District 10	14,397	14,027	15,342	14,889	15,243	14,618	14,881	14,685
Carroll	5,269	5,060	5,605	5,246	5,560	5,236	5,355	5,550
Howard	9,128	8,967	9,737	9,643	9,683	9,382	9,526	9,135
District 11	17,227	16,146	15,629	15,231	16,171	16,225	15,665	15,842
Frederick	7,848	7,460	7,732	7,424	7,677	7,784	7,317	7,387
Washington	9,379	8,686	7,897	7,807	8,494	8,441	8,348	8,455
District 12	5,538	5,497	6,877	6,410	6,525	6,409	6,197	6,158
Allegany	4,441	4,481	5,625	5,135	5,347	5,219	4,841	4,915
Garrett	1,097	1,016	1,252	1,275	1,178	1,190	1,356	1,243

	2002		2003		2004		2005	
	Filed	Terminated	Filed	Terminated	Filed	Terminated	Filed	Terminated
State Totals	329,665	350,942	354,698	360,181	362,072	356,412	352,800	353,085

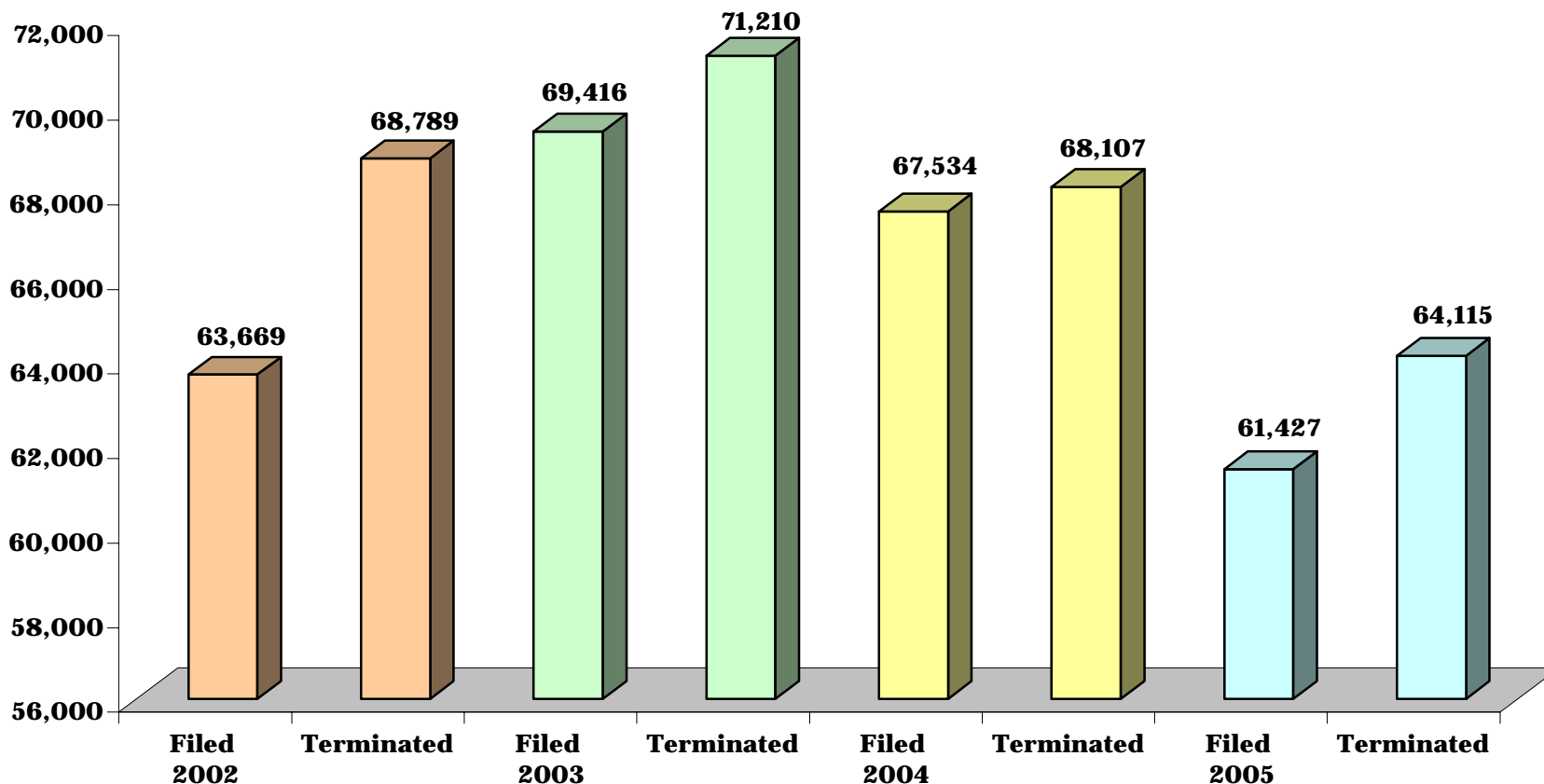
Note: Excludes Landlord-Tenant cases. The number of complaints filed represent the potential judgments for each defendant in a case and additional potential judgments when cross and other claims are filed.

**CHART DC-7.1
DISTRICT COURT**

DISTRICT 1 - Baltimore City

CIVIL COMPLAINTS FILED AND TERMINATED

4 Year Comparative Data: Fiscal Years 2002 - 2005

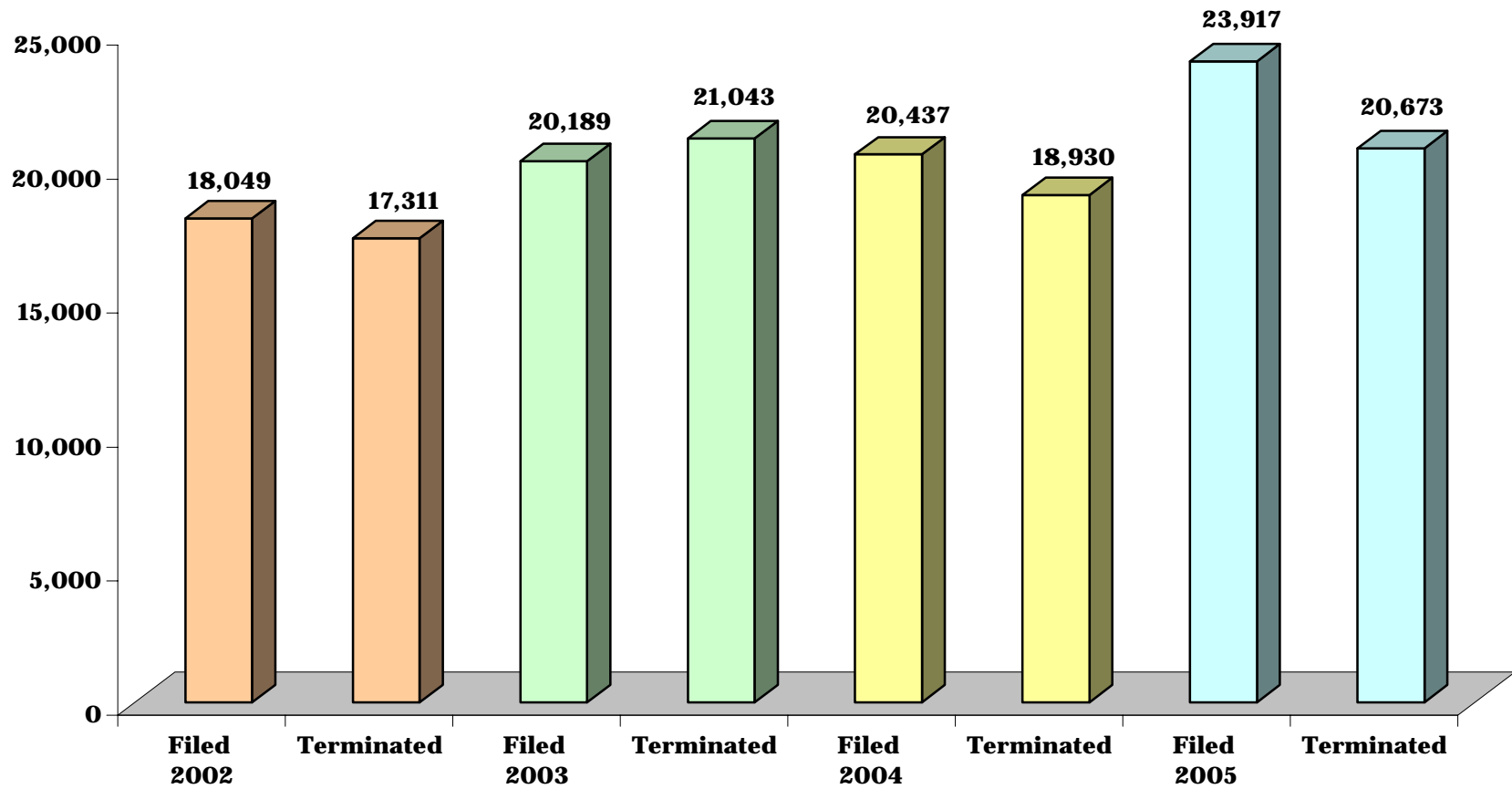


**CHART DC-7.2
DISTRICT COURT**

DISTRICT 2 - Dorchester, Somerset, Wicomico and Worcester Counties

CIVIL COMPLAINTS FILED AND TERMINATED

4 Year Comparative Data: Fiscal Years 2002 - 2005

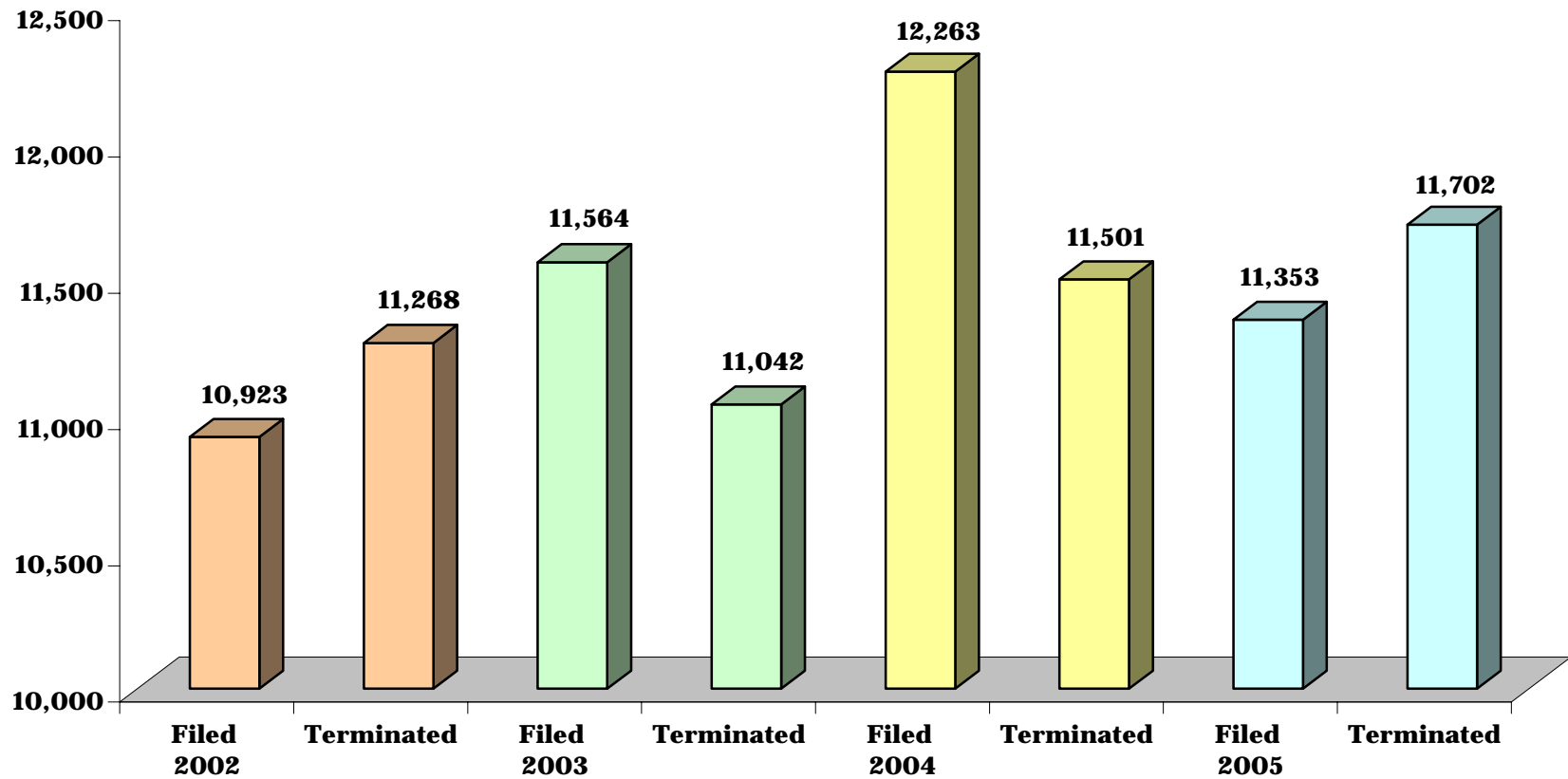


**CHART DC-7.3
DISTRICT COURT**

DISTRICT 3 - Caroline, Cecil, Kent, Queen Anne's and Talbot Counties

CIVIL COMPLAINTS FILED AND TERMINATED

4 Year Comparative Data: Fiscal Years 2002 - 2005

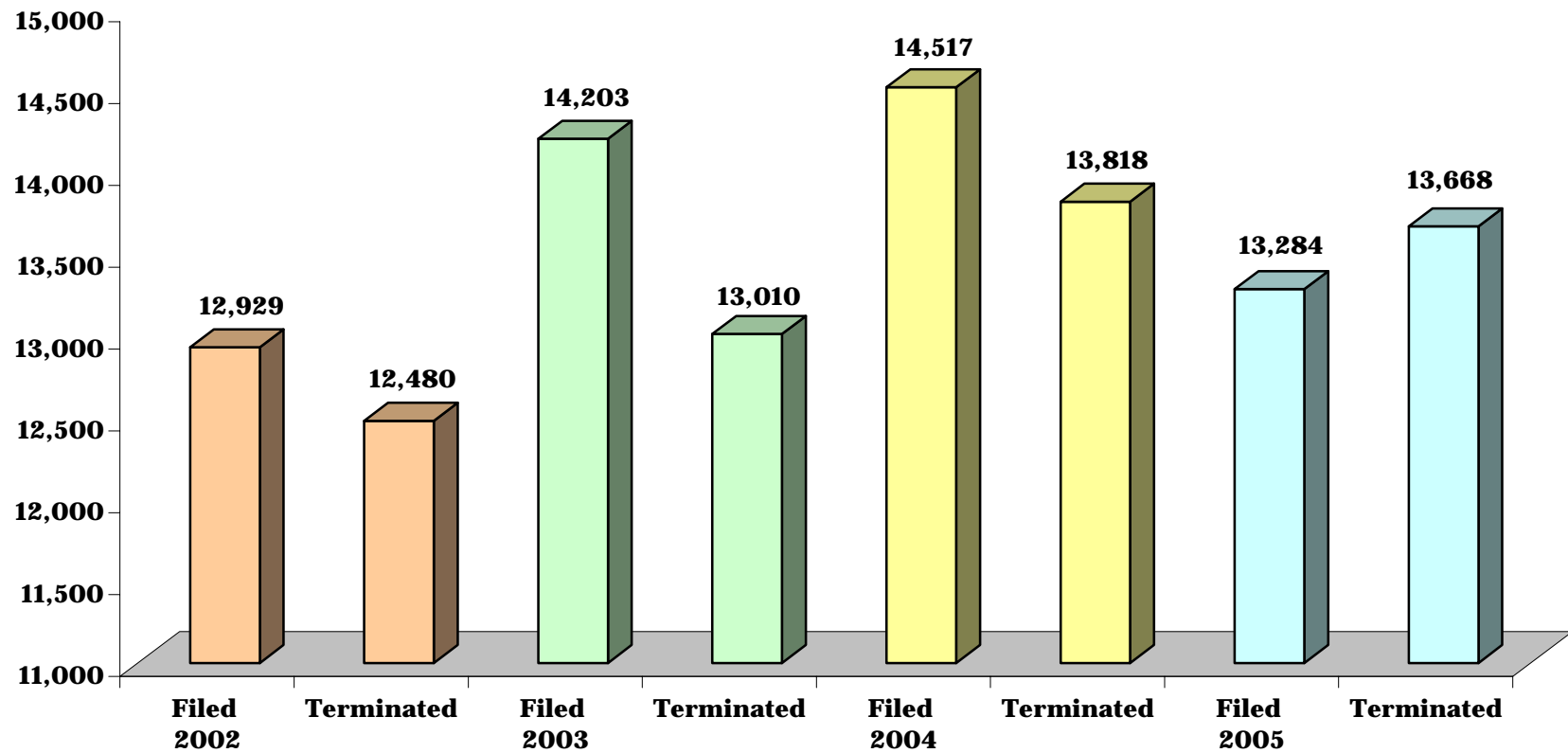


**CHART DC-7.4
DISTRICT COURT**

DISTRICT 4 - Calvert, Charles and St. Mary's

CIVIL COMPLAINTS FILED AND TERMINATED

4 Year Comparative Data: Fiscal Years 2002 - 2005

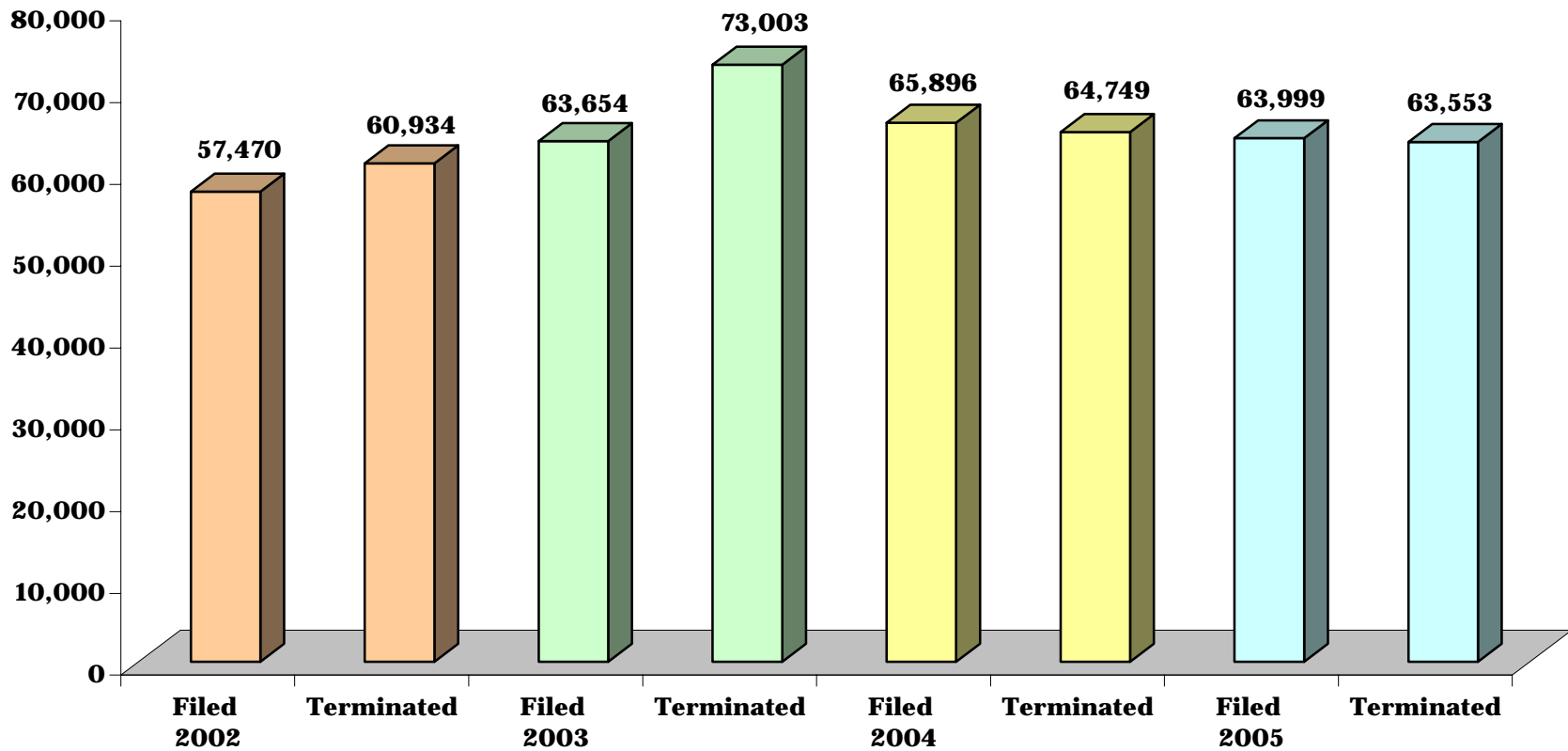


**CHART DC-7.5
DISTRICT COURT**

DISTRICT 5 - Prince George's County

CIVIL COMPLAINTS FILED AND TERMINATED

4 Year Comparative Data: Fiscal Years 2002 - 2005

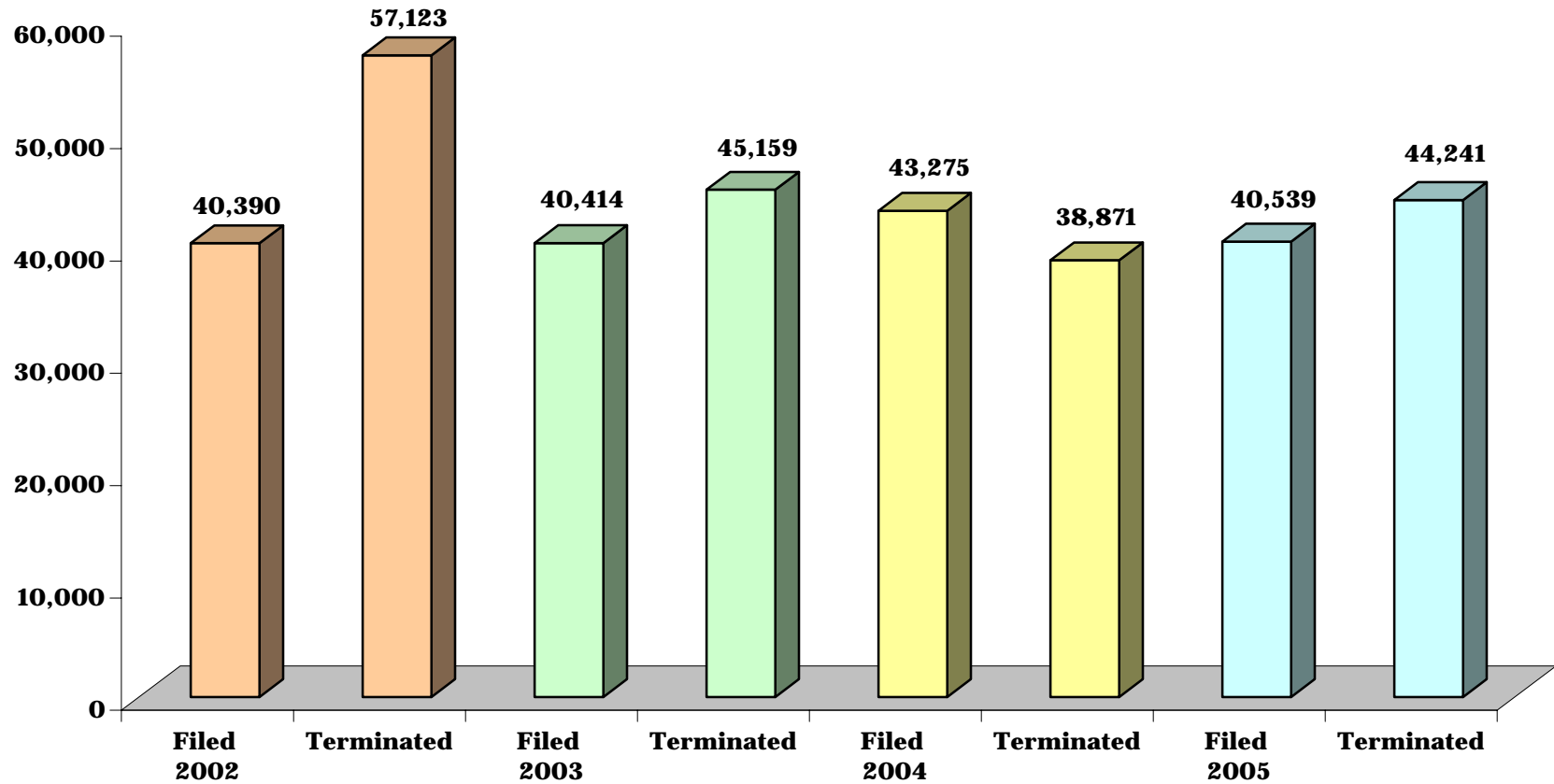


**CHART DC-7.6
DISTRICT COURT**

DISTRICT 6 - Montgomery

CIVIL COMPLAINTS FILED AND TERMINATED

4 Year Comparative Data: Fiscal Years 2002 - 2005

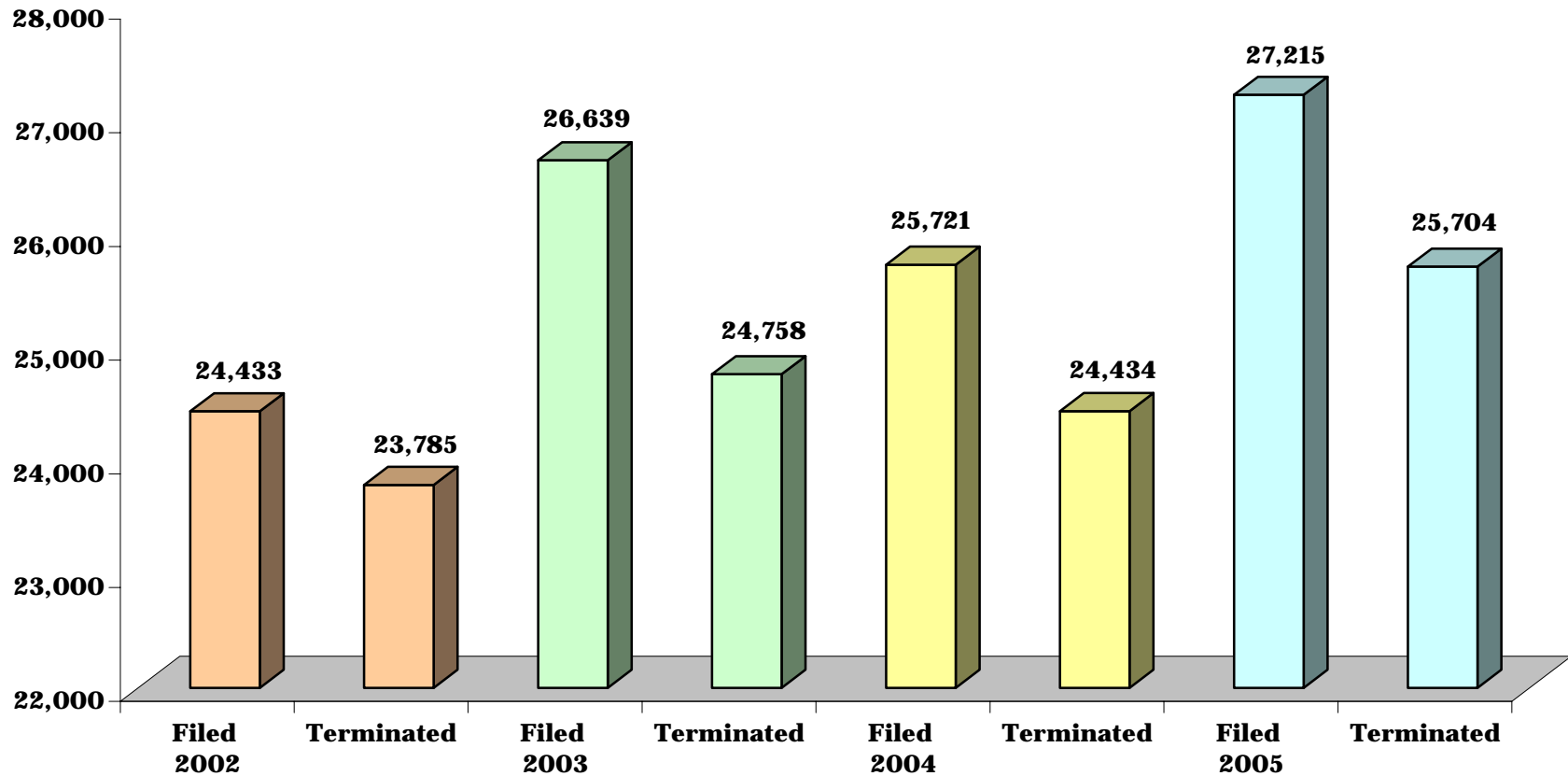


**CHART DC-7.7
DISTRICT COURT**

DISTRICT 7 - Anne Arundel

CIVIL COMPLAINTS FILED AND TERMINATED

4 Year Comparative Data: Fiscal Years 2002 - 2005

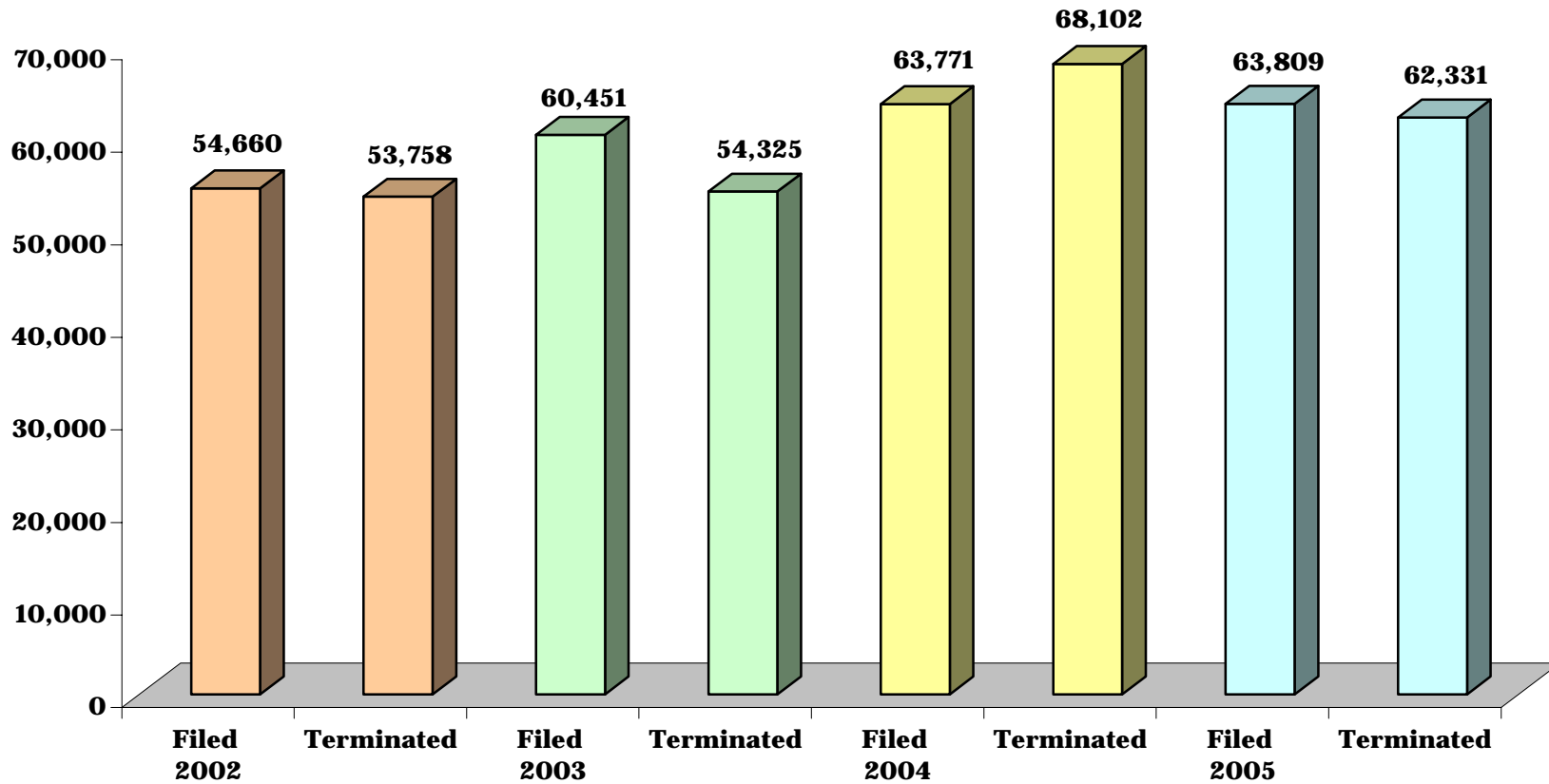


**CHART DC-7.8
DISTRICT COURT**

DISTRICT 8 - Baltimore County

CIVIL COMPLAINTS FILED AND TERMINATED

4 Year Comparative Data: Fiscal Years 2002 - 2005

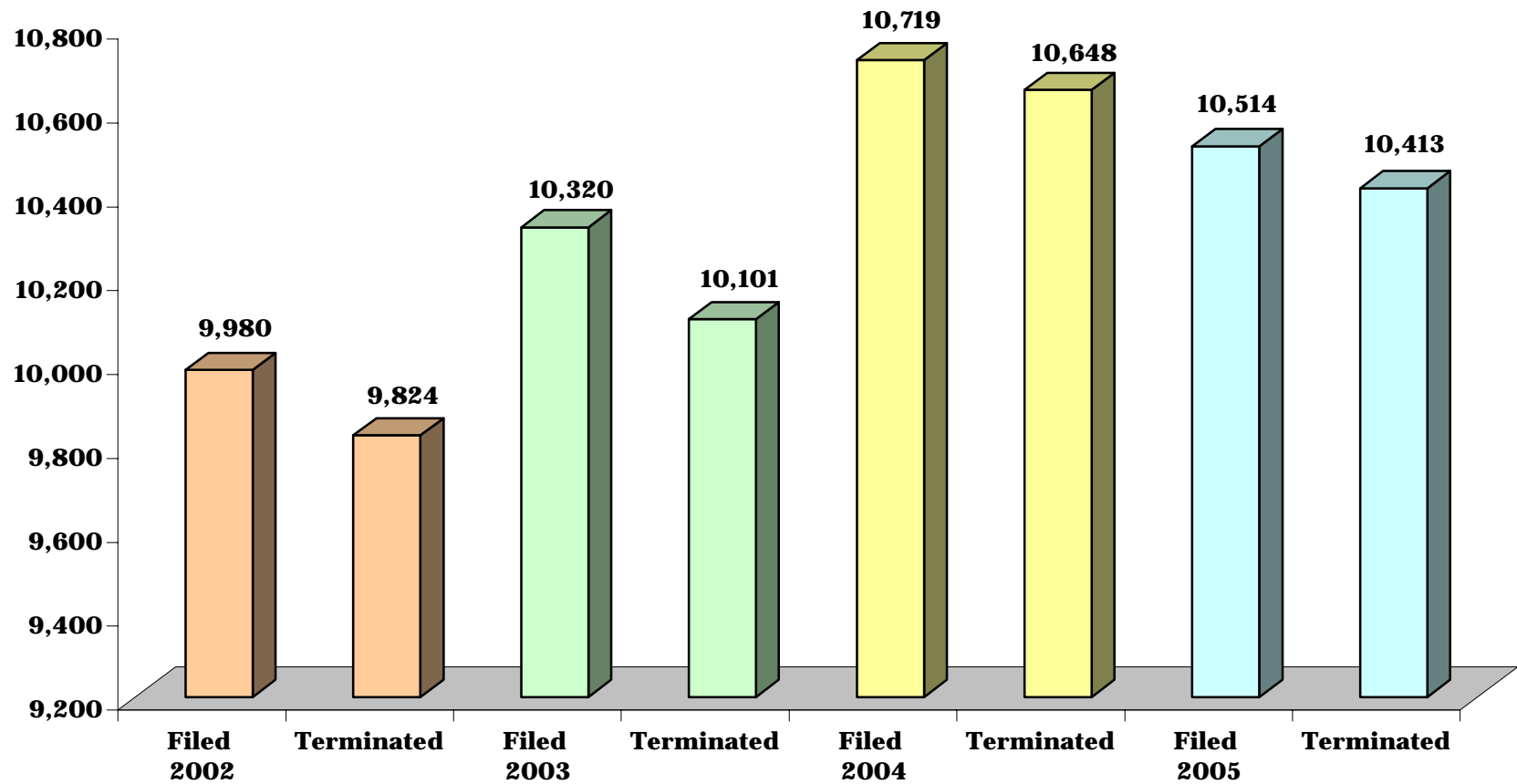


**CHART DC-7.9
DISTRICT COURT**

DISTRICT 9 - Harford County

CIVIL COMPLAINTS FILED AND TERMINATED

4 Year Comparative Data: Fiscal Years 2002 - 2005

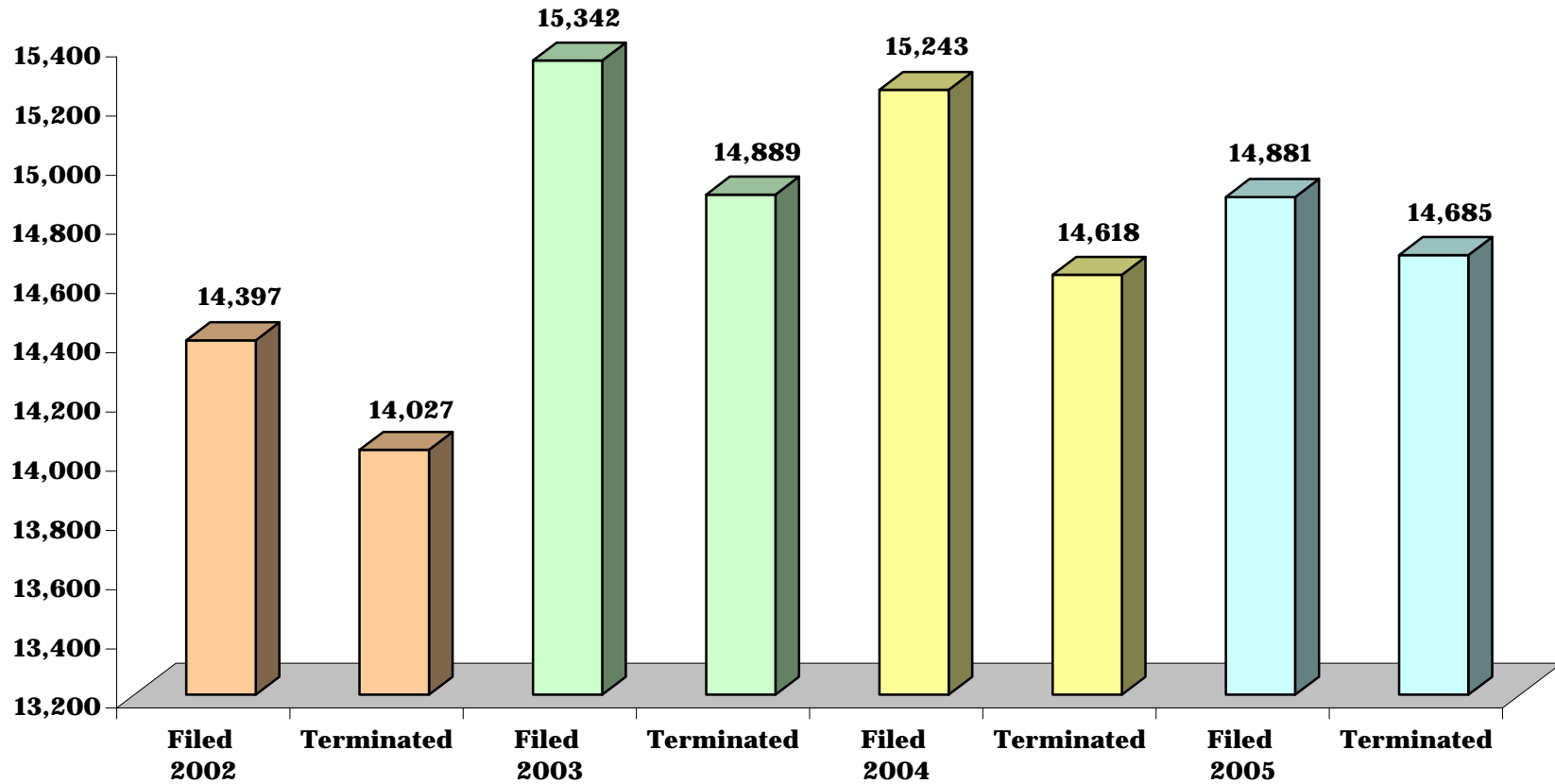


**CHART DC-7.10
DISTRICT COURT**

DISTRICT 10 - Carroll and Howard Counties

CIVIL COMPLAINTS FILED AND TERMINATED

4 Year Comparative Data: Fiscal Years 2002 - 2005

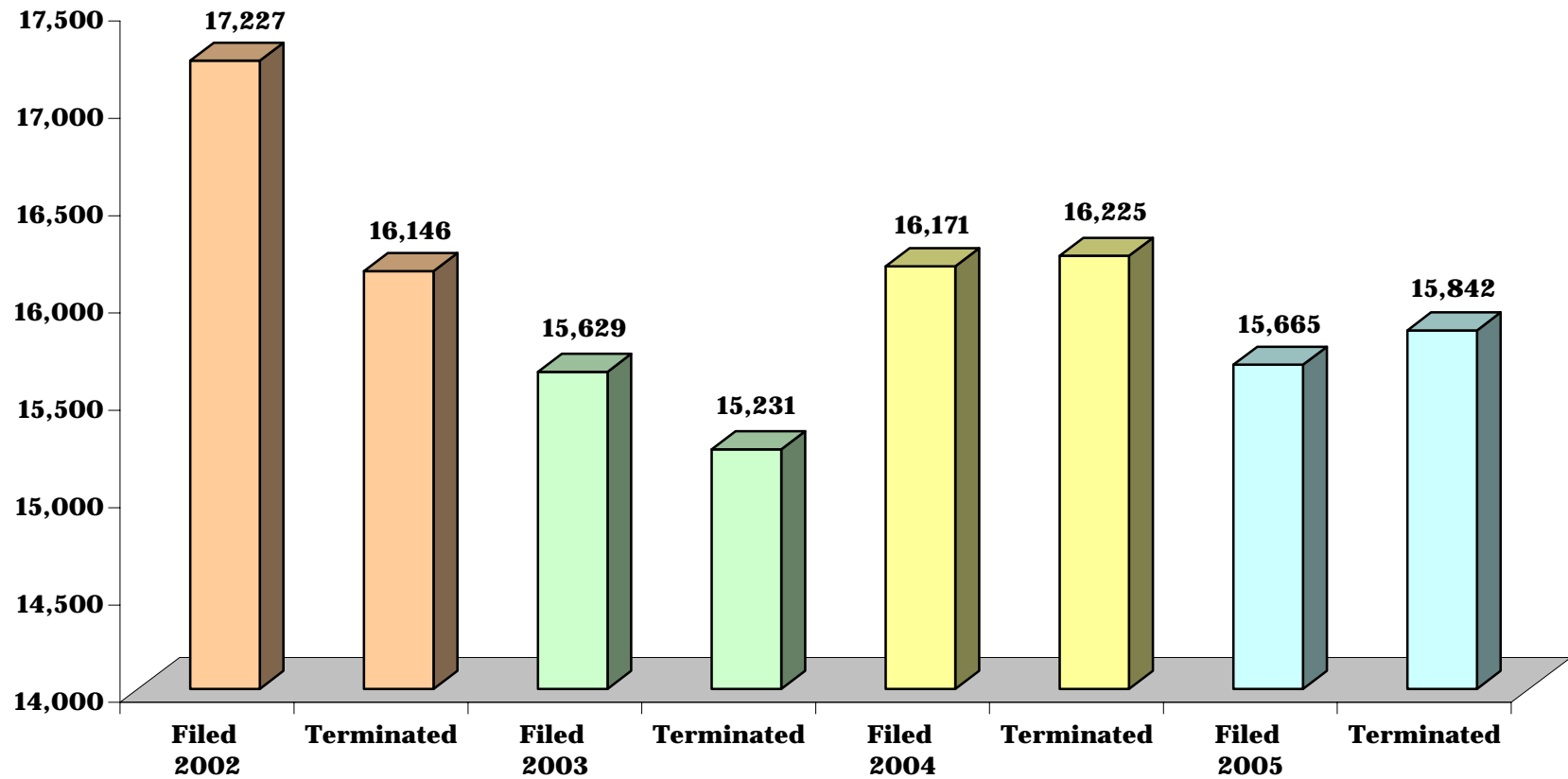


**CHART DC-7.11
DISTRICT COURT**

DISTRICT 11 - Frederick and Washington Counties

CIVIL COMPLAINTS FILED AND TERMINATED

4 Year Comparative Data: Fiscal Years 2002 - 2005

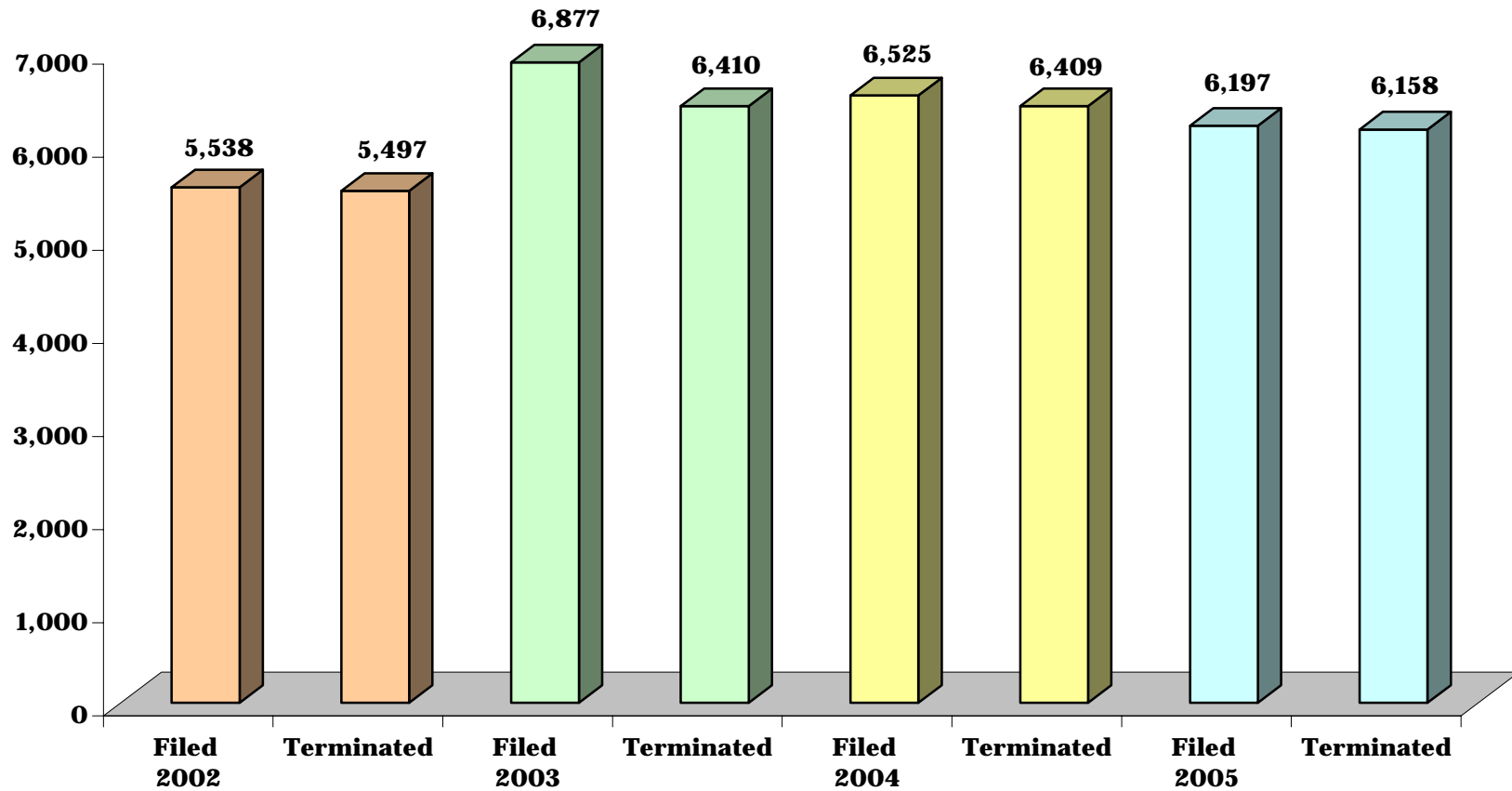


**CHART DC-7.12
DISTRICT COURT**

DISTRICT 12 - Allegany and Garrett County

CIVIL COMPLAINTS FILED AND TERMINATED

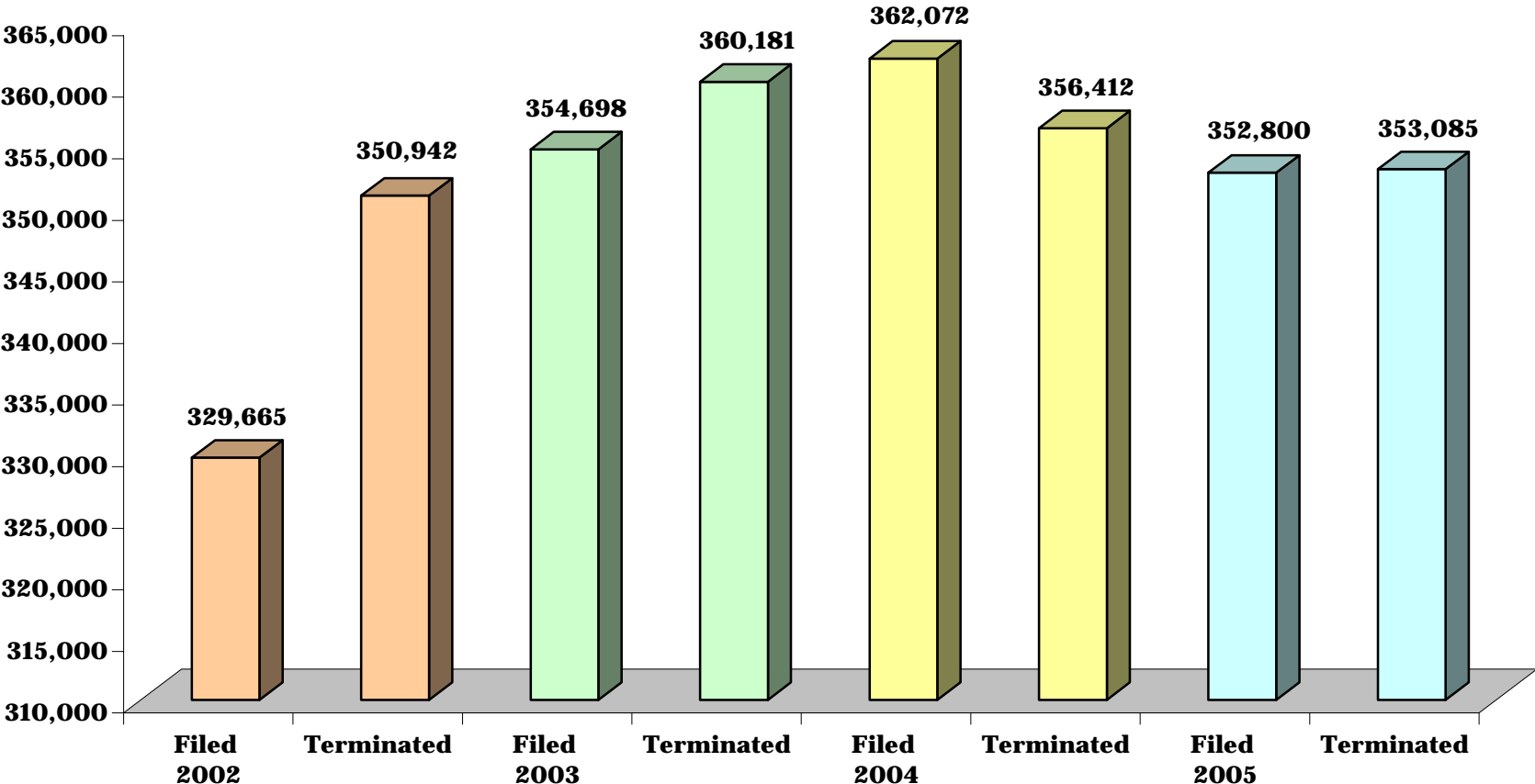
4 Year Comparative Data: Fiscal Years 2002 - 2005



**CHART DC-7.13
DISTRICT COURT**

STATE TOTAL: CIVIL COMPLAINTS FILED AND TERMINATED

4 Year Comparative Data: Fiscal Years 2002 - 2005



**TABLE DC-8.1
DISTRICT COURT**

DWI CASES FILED AND TERMINATED

5 Year Comparative Data: Fiscal Years 2001 - 2005

	FY 2001		FY 2002		FY 2003		FY 2004		FY 2005	
	Filed	Terminated	Filed	Terminated	Filed	Terminated	Filed	Terminated	Filed	Terminated
District 1	1,601	1,589	2,404	1,849	3,211	2,858	3,642	3,296	3,723	4,035
Baltimore City	1,601	1,589	2,404	1,849	3,211	2,858	3,642	3,296	3,723	4,035
District 2	1,949	2,074	3,603	3,000	4,486	4,635	4,623	4,786	4,906	4,771
Dorchester	211	190	379	314	506	469	525	524	620	518
Somerset	252	307	317	353	391	386	378	375	571	535
Wicomico	670	728	1,301	1,075	1,361	1,522	1,761	1,781	1,714	1,809
Worcester	816	849	1,606	1,258	2,228	2,258	1,959	2,106	2,001	1,909
District 3	2,387	2,382	3,290	3,304	4,504	4,426	4,717	4,864	4,490	4,503
Caroline	206	253	383	307	429	416	509	498	504	416
Cecil	1,144	1,063	1,348	1,382	1,844	1,743	1,945	2,051	1,638	1,720
Kent	178	232	244	282	346	318	303	305	351	352
Queen Anne's	476	465	663	693	951	1,095	1,234	1,251	1,279	1,329
Talbot	383	369	652	640	934	854	726	759	718	686

	FY 2001		FY 2002		FY 2003		FY 2004		FY 2005	
	Filed	Terminated	Filed	Terminated	Filed	Terminated	Filed	Terminated	Filed	Terminated
District 4	2,702	3,279	5,248	4,662	5,764	6,195	5,700	5,700	6,538	6,070
Calvert	874	914	1,794	1,444	2,157	2,210	2,076	2,039	2,569	2,391
Charles	1,082	1,400	2,334	2,051	2,433	2,740	2,097	2,178	2,267	2,062
St. Mary's	746	965	1,120	1,167	1,174	1,245	1,527	1,483	1,702	1,617
District 5	4,320	4,383	4,097	4,183	4,901	4,769	5,329	5,110	5,599	4,870
Prince George's	4,320	4,383	4,097	4,183	4,901	4,769	5,329	5,110	5,599	4,870
District 6	6,722	6,940	9,596	8,333	10,200	10,253	10,191	9,277	12,055	10,827
Montgomery	6,722	6,940	9,596	8,333	10,200	10,253	10,191	9,277	12,055	10,827

DWI CASES FILED AND TERMINATED, page 2

	FY 2001		FY 2002		FY 2003		FY 2004		FY 2005	
	Filed	Terminated	Filed	Terminated	Filed	Terminated	Filed	Terminated	Filed	Terminated
District 7	6,905	7,028	6,920	8,196	7,241	7,122	7,289	7,413	8,088	7,379
Anne Arundel	6,905	7,028	6,920	8,196	7,241	7,122	7,289	7,413	8,088	7,379
District 8	2,930	3,565	5,635	5,386	7,075	7,666	7,316	7,834	7,178	7,620
Baltimore	2,930	3,565	5,635	5,386	7,075	7,666	7,316	7,834	7,178	7,620
District 9	1,232	1,574	2,523	2,398	3,843	3,857	3,475	3,980	3,085	3,527
Harford	1,232	1,574	2,523	2,398	3,843	3,857	3,475	3,980	3,085	3,527

	FY 2001		FY 2002		FY 2003		FY 2004		FY 2005	
	Filed	Terminated	Filed	Terminated	Filed	Terminated	Filed	Terminated	Filed	Terminated
District 10	2,361	2,607	6,332	4,528	6,933	7,604	6,713	7,545	6,341	7,010
Carroll	796	993	1,702	1,565	2,483	2,514	2,521	2,715	2,397	2,663
Howard	1,565	1,614	4,630	2,963	4,450	5,090	4,192	4,830	3,944	4,347
District 11	2,075	2,097	4,848	4,321	5,442	5,645	5,616	5,569	5,833	5,784
Frederick	1,443	1,502	3,373	2,979	3,499	3,727	3,373	3,487	3,428	3,395
Washington	632	595	1,475	1,342	1,943	1,918	2,243	2,082	2,405	2,389
District 12	778	871	1,498	1,359	2,027	2,063	2,224	2,248	2,160	2,136
Allegany	504	557	807	810	1,251	1,226	1,390	1,416	1,479	1,404
Garrett	274	314	691	549	776	837	834	832	681	732

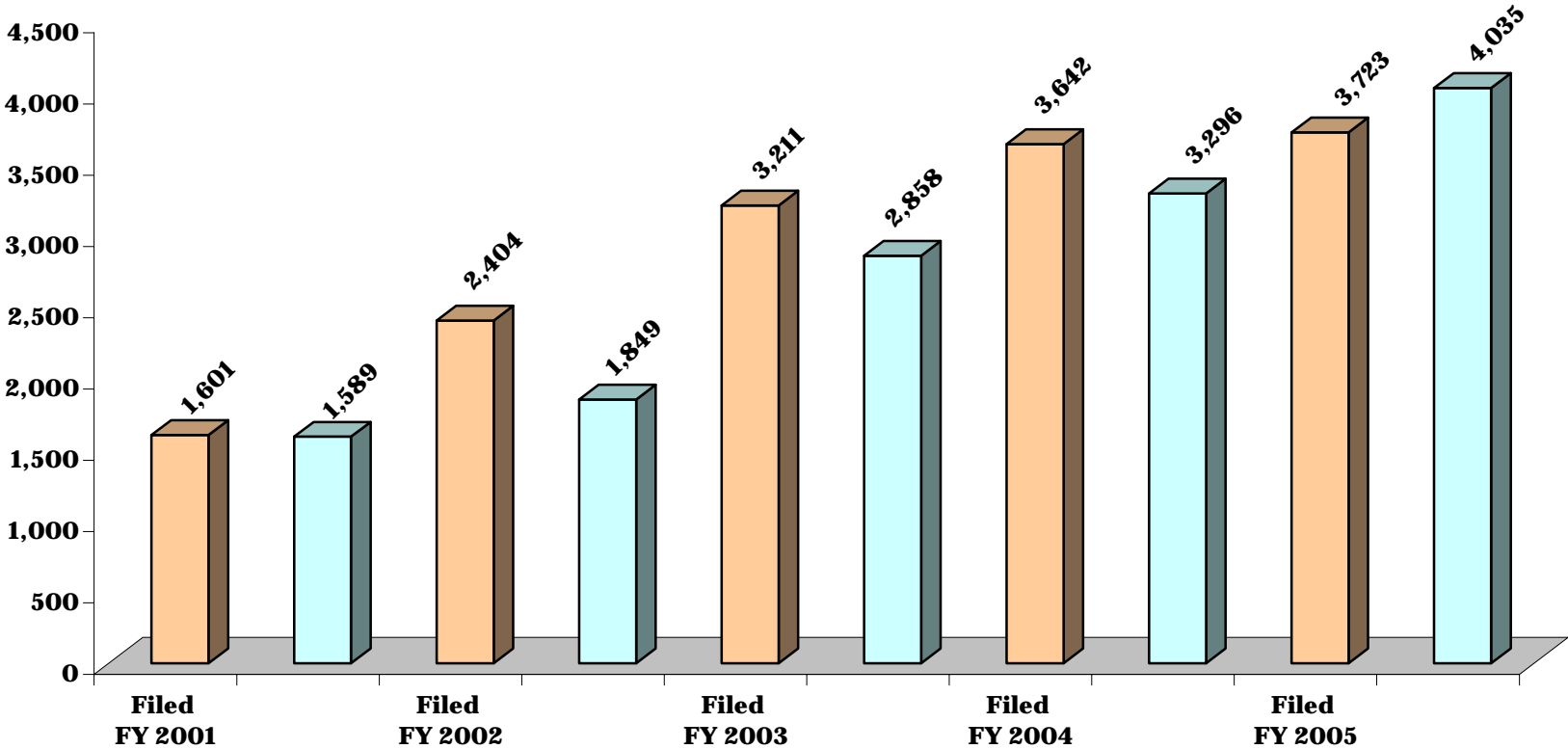
	FY 2001		FY 2002		FY 2003		FY 2004		FY 2005	
	Filed	Terminated	Filed	Terminated	Filed	Terminated	Filed	Terminated	Filed	Terminated
State Totals	35,962	38,389	55,994	51,519	65,627	67,093	66,835	67,622	69,996	68,532

**CHART DC-8.1.1
DISTRICT COURT**

DISTRICT 1 - Baltimore City

DWI CASES FILED AND TERMINATED

5 Year Comparative Data: Fiscal Years 2001 - 2005

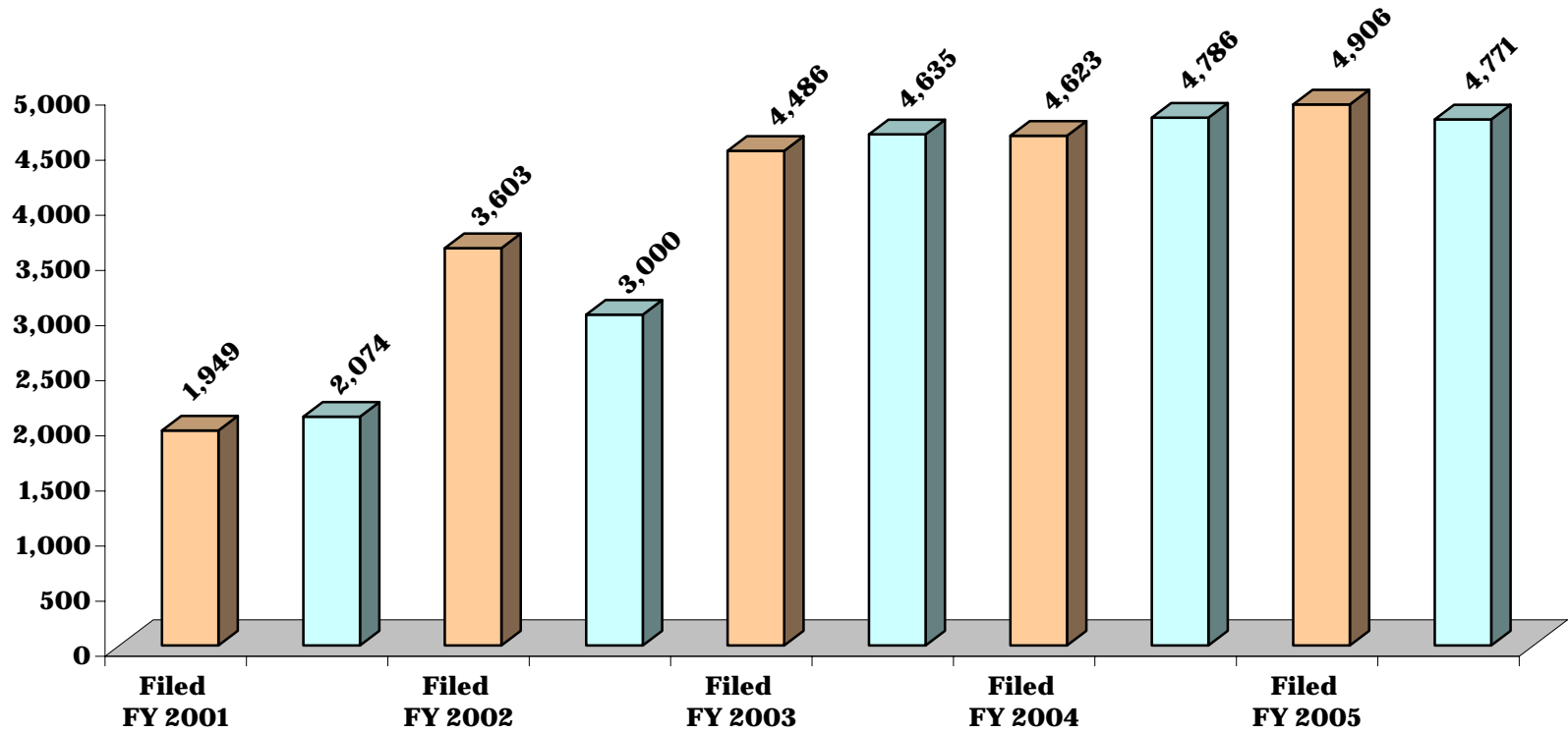


**CHART DC-8.1.2
DISTRICT COURT**

DISTRICT 2 - Dorchester, Somerset, Wicomico and Worcester Counties

DWI CASES FILED AND TERMINATED

5 Year Comparative Data: Fiscal Years 2001 - 2005

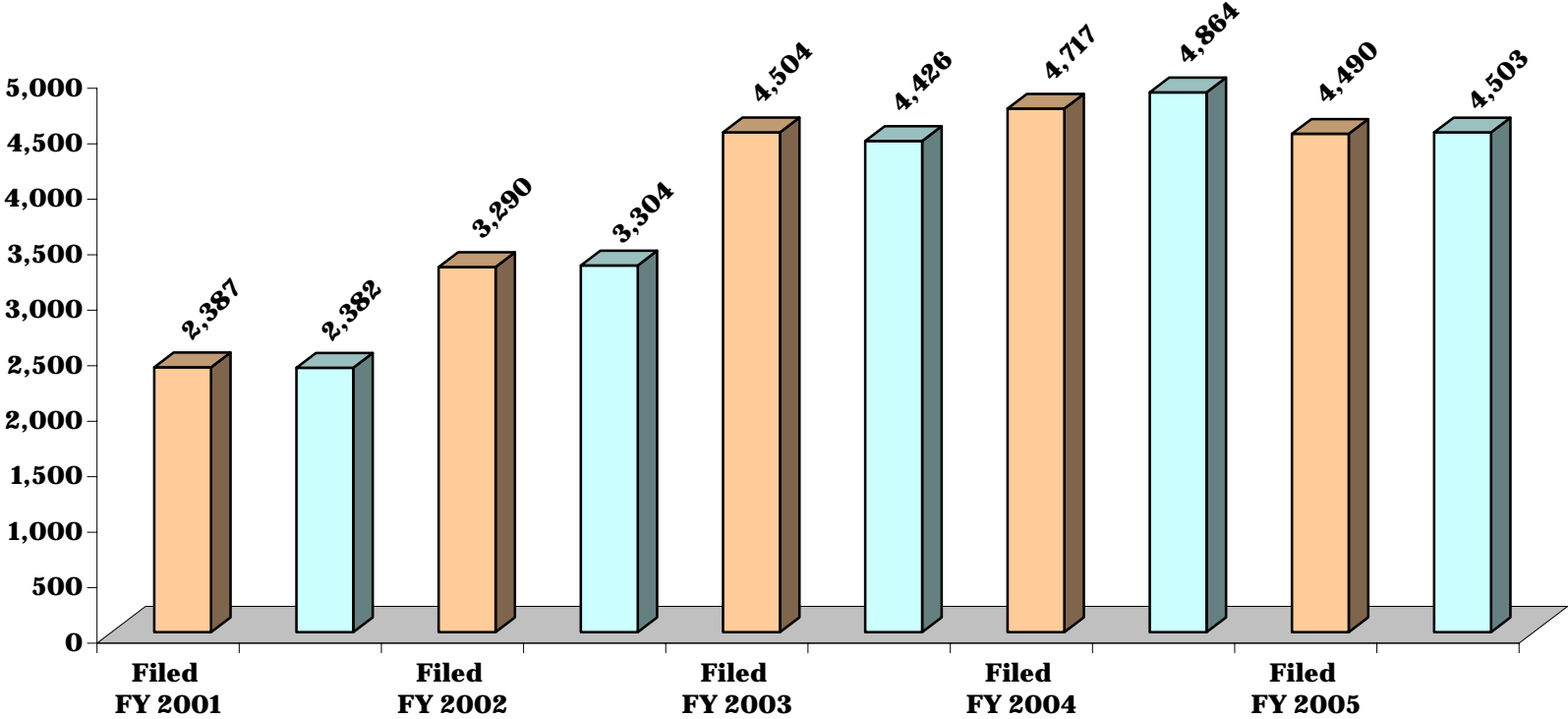


**CHART DC-8.1.3
DISTRICT COURT**

DISTRICT 3 - Caroline, Cecil, Kent, Queen Anne's and Talbot Counties

DWI CASES FILED AND TERMINATED

5 Year Comparative Data: Fiscal Years 2001 - 2005

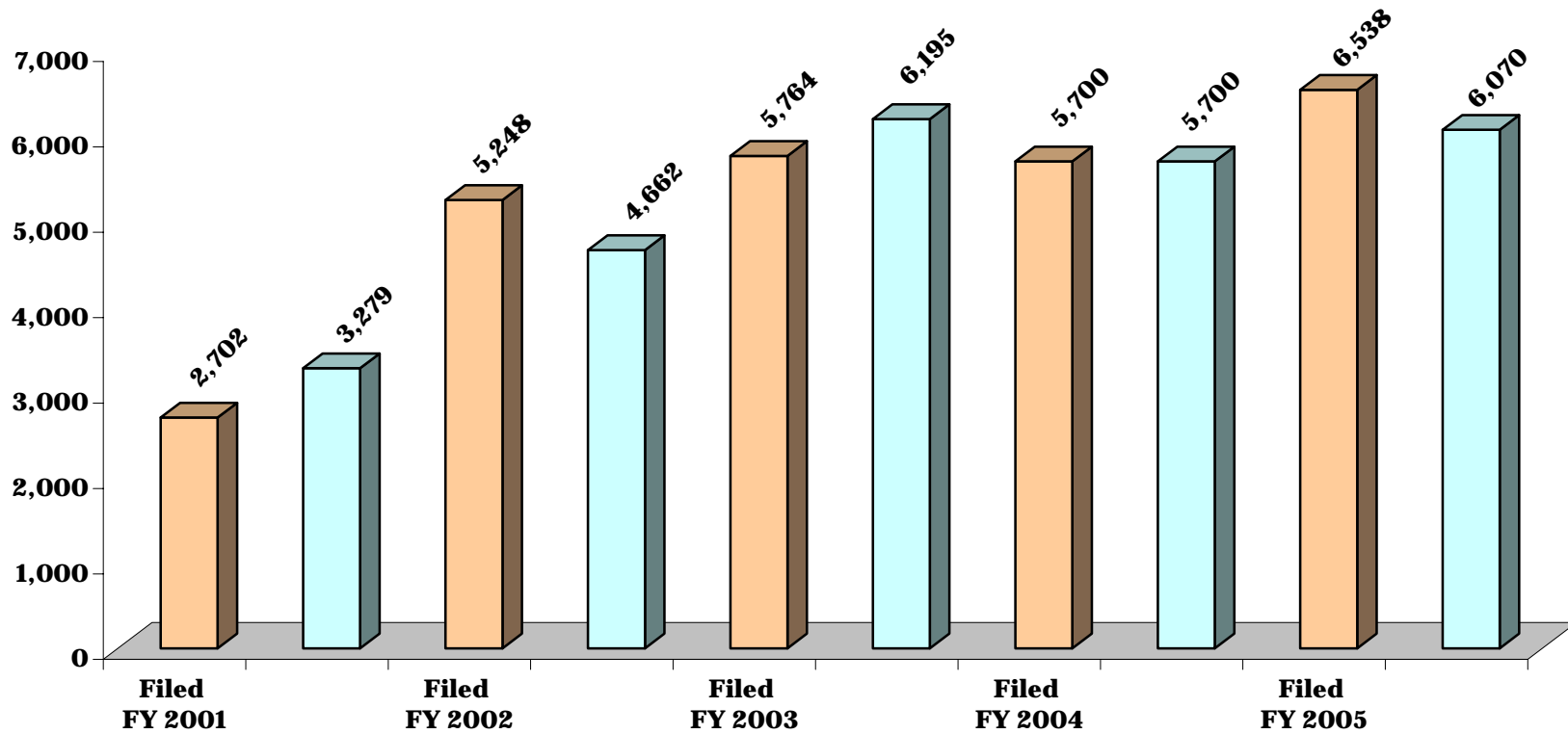


**CHART DC-8.1.4
DISTRICT COURT**

DISTRICT 4 - Calvert, Charles and St. Mary's Counties

DWI CASES FILED AND TERMINATED

5 Year Comparative Data: Fiscal Years 2001 - 2005

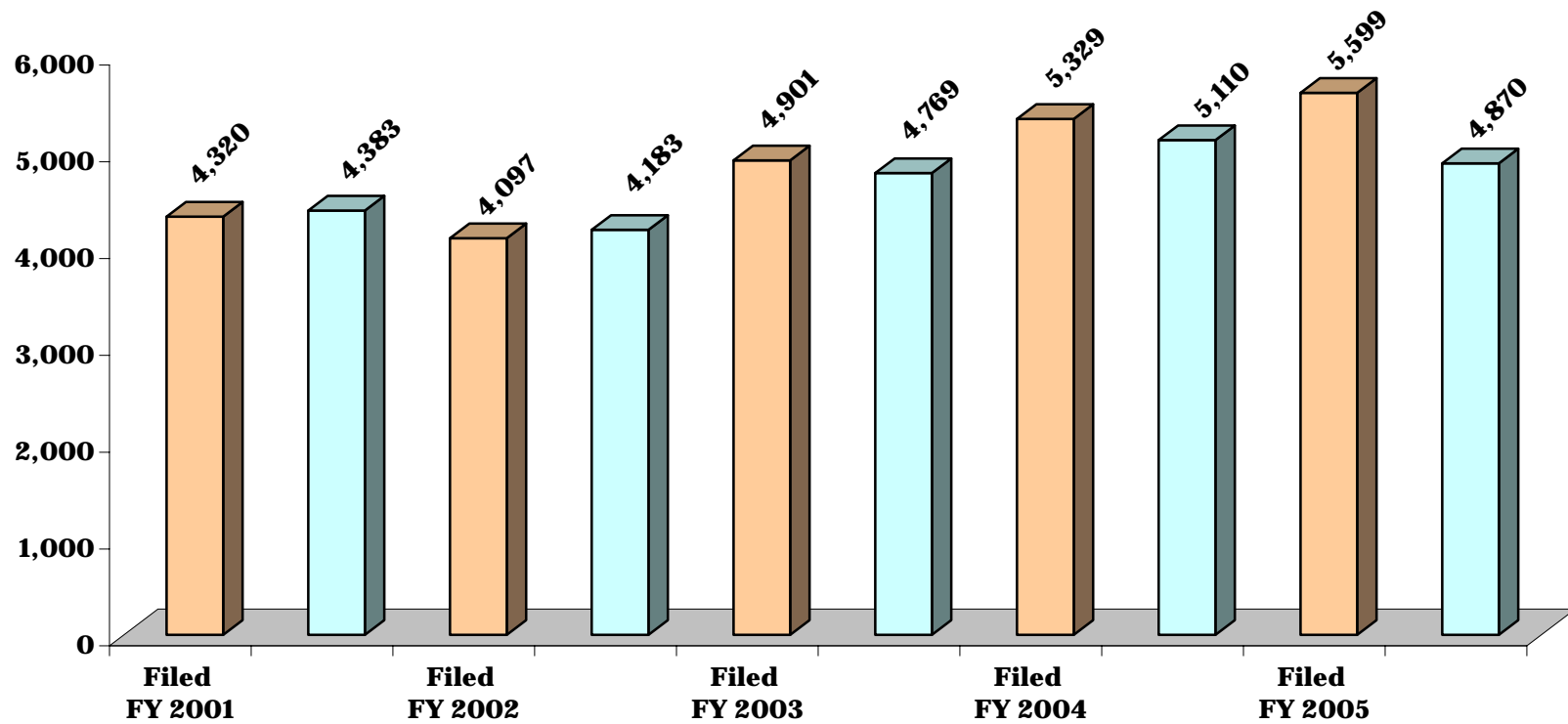


**CHART DC-8.1.5
DISTRICT COURT**

DISTRICT 5 - Prince George's County

DWI CASES FILED AND TERMINATED

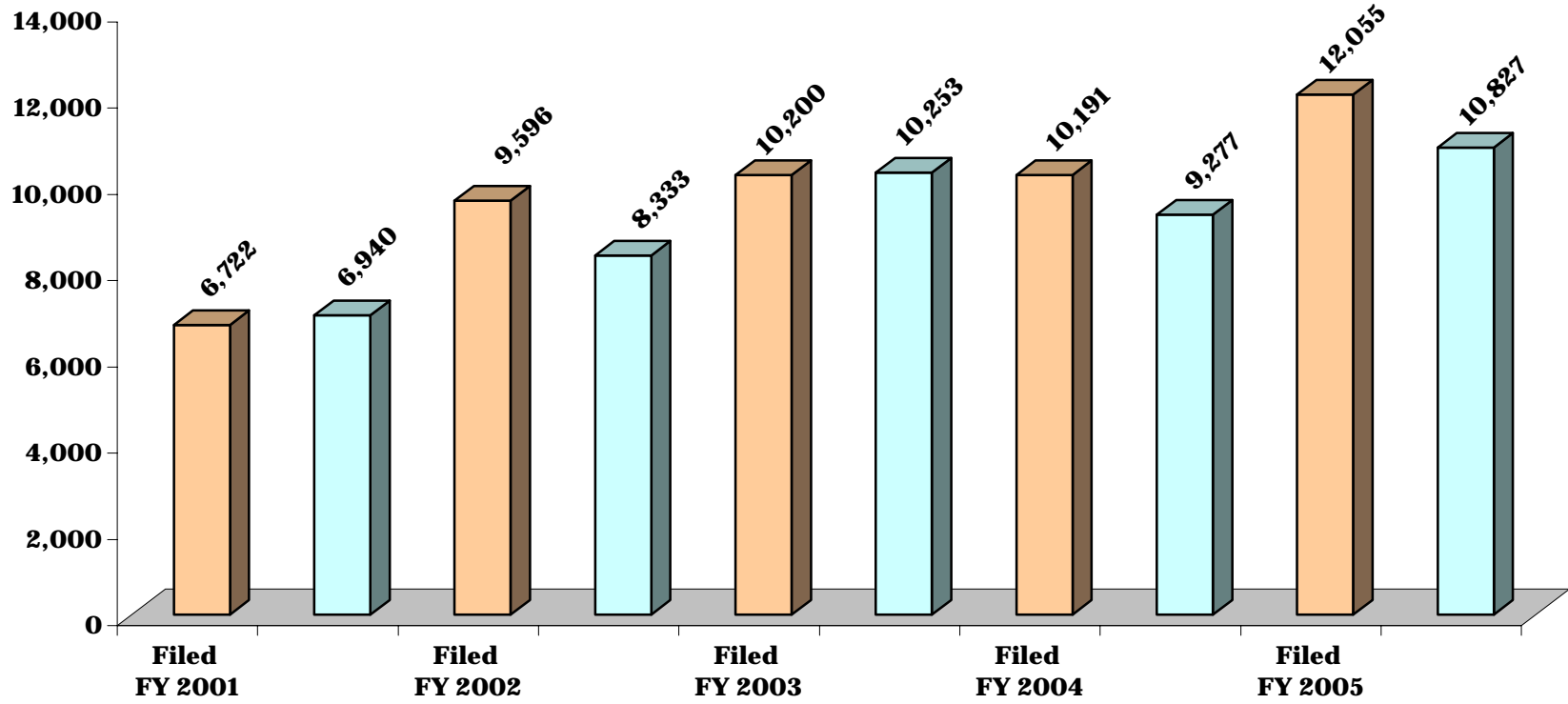
5 Year Comparative Data: Fiscal Years 2001 - 2005



**CHART DC-8.1.6
DISTRICT COURT**

**DISTRICT 6 - Montgomery County
DWI CASES FILED AND TERMINATED**

5 Year Comparative Data: Fiscal Years 2001 - 2005

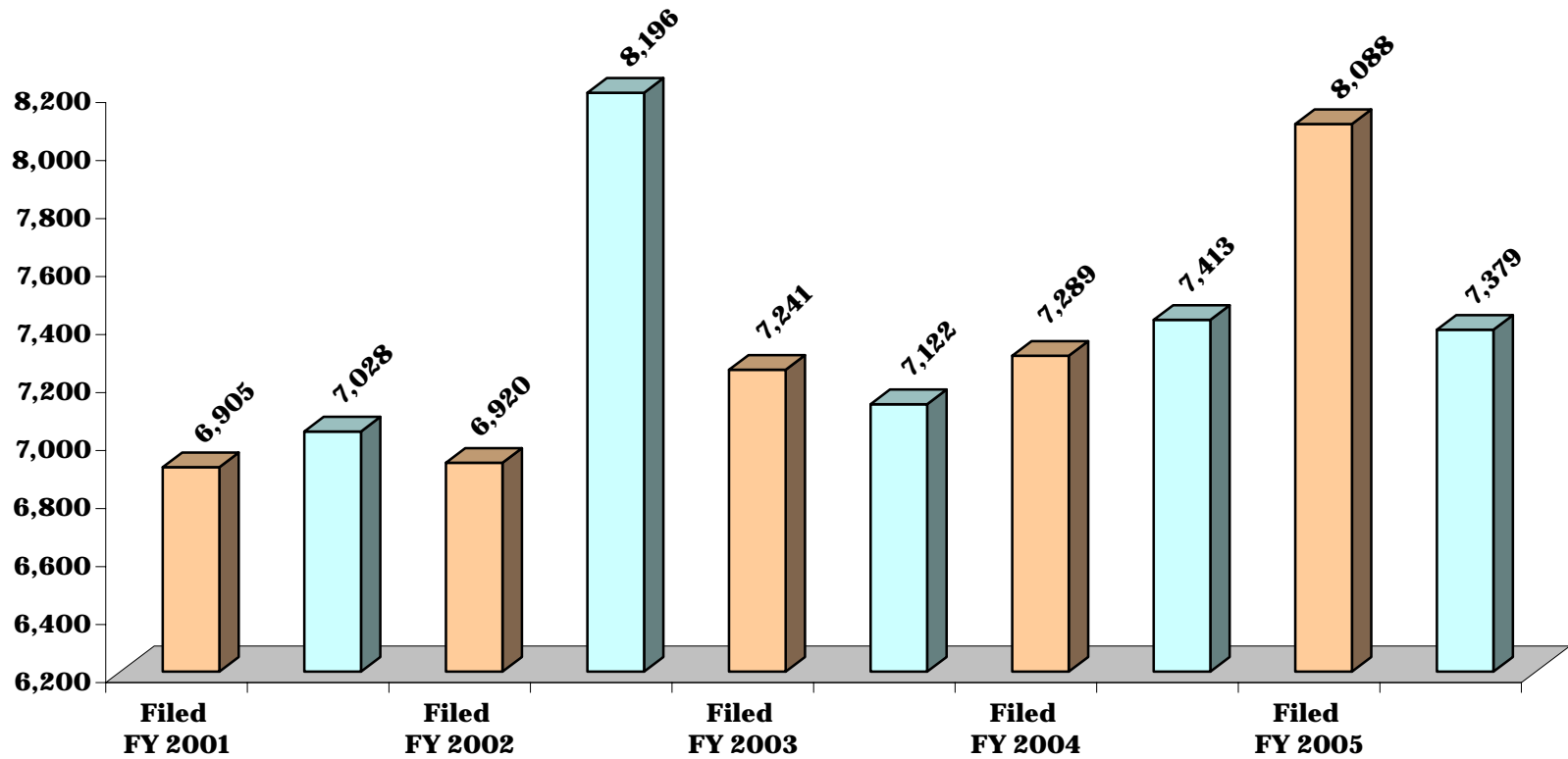


**CHART DC-8.1.7
DISTRICT COURT**

DISTRICT 7 - Anne Arundel County

DWI CASES FILED AND TERMINATED

5 Year Comparative Data: Fiscal Years 2001 - 2005

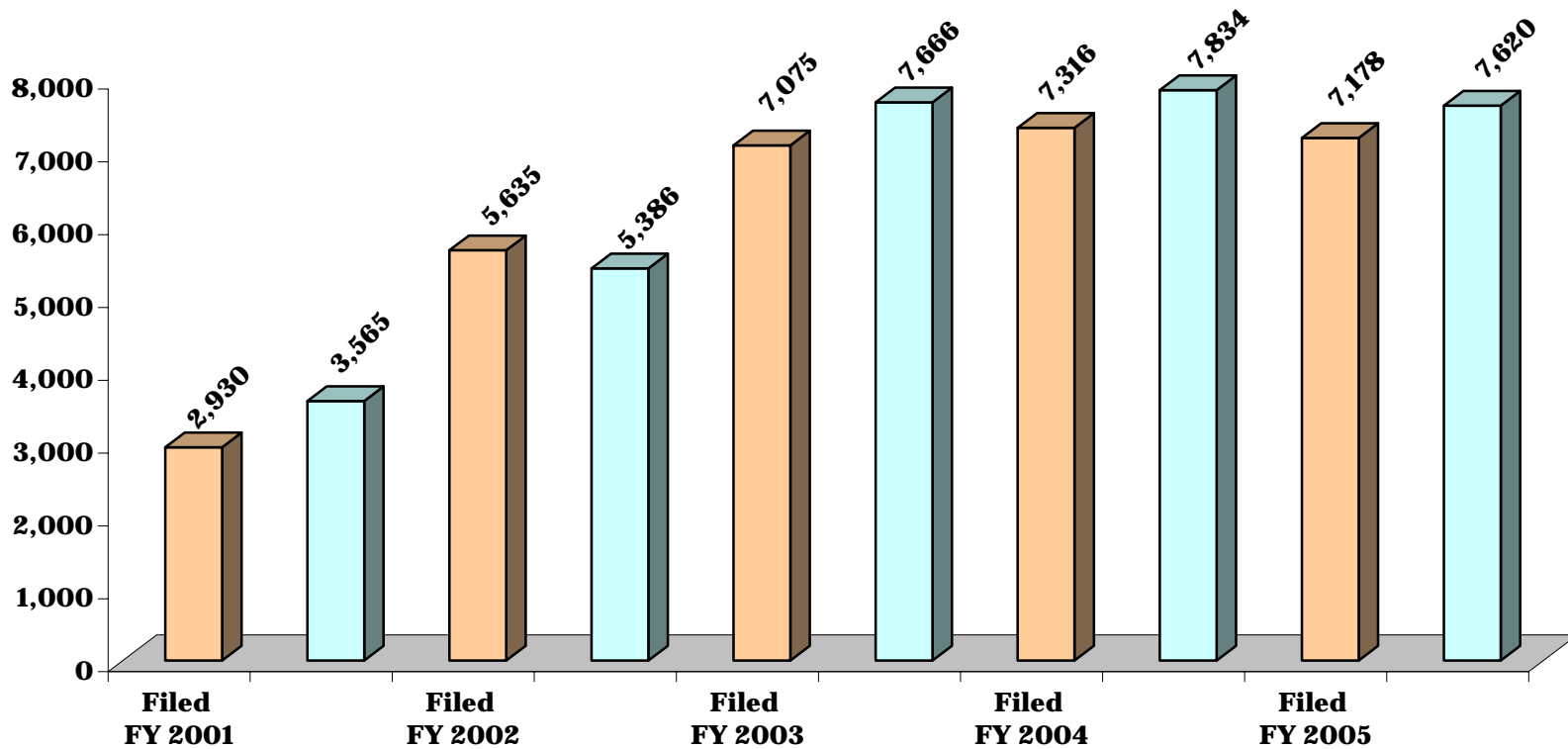


**CHART DC-8.1.8
DISTRICT COURT**

DISTRICT 8 - Baltimore County

DWI CASES FILED AND TERMINATED

5 Year Comparative Data: Fiscal Years 2001 - 2005

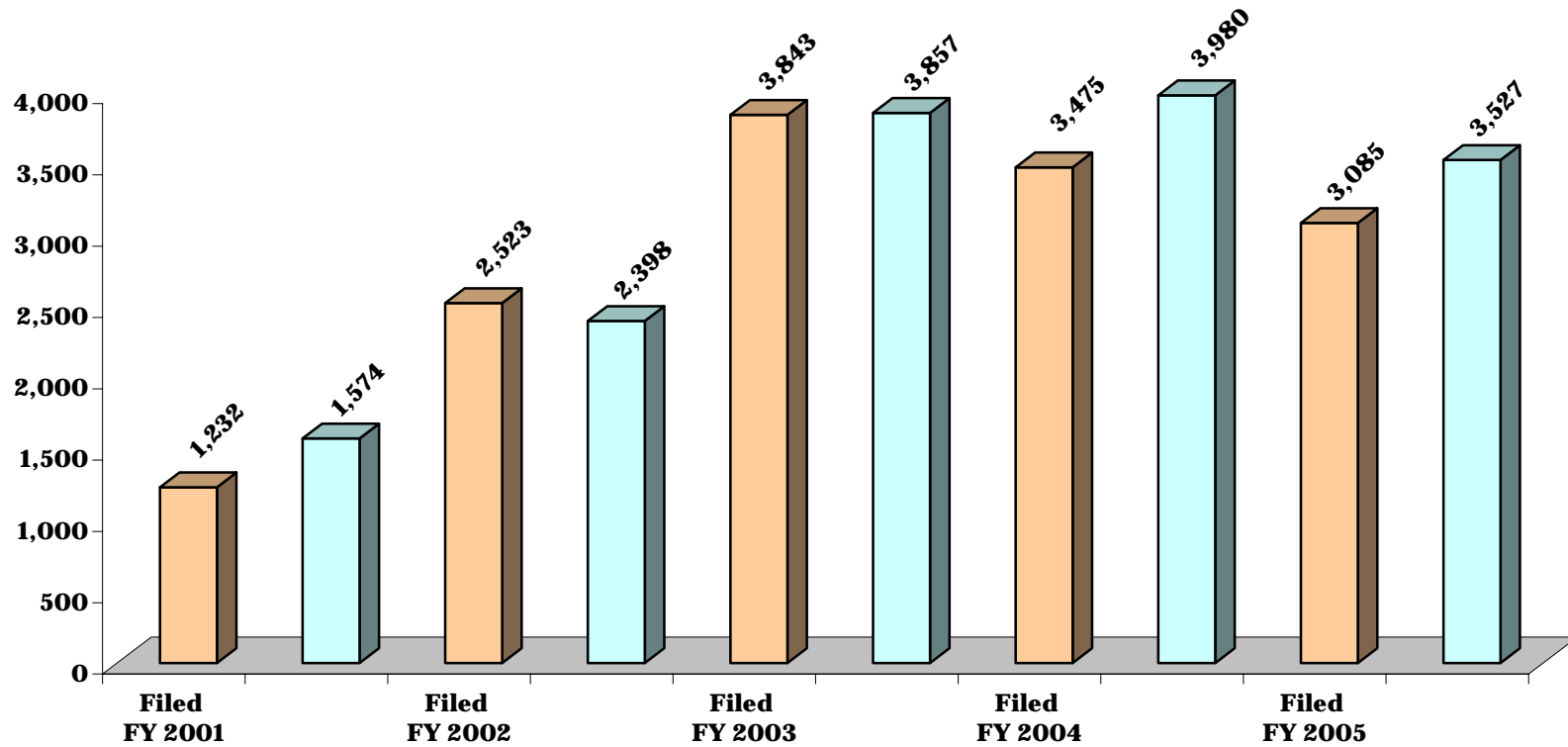


**CHART DC-8.1.9
DISTRICT COURT**

DISTRICT 9 - Harford County

DWI CASES FILED AND TERMINATED

5 Year Comparative Data: Fiscal Years 2001 - 2005

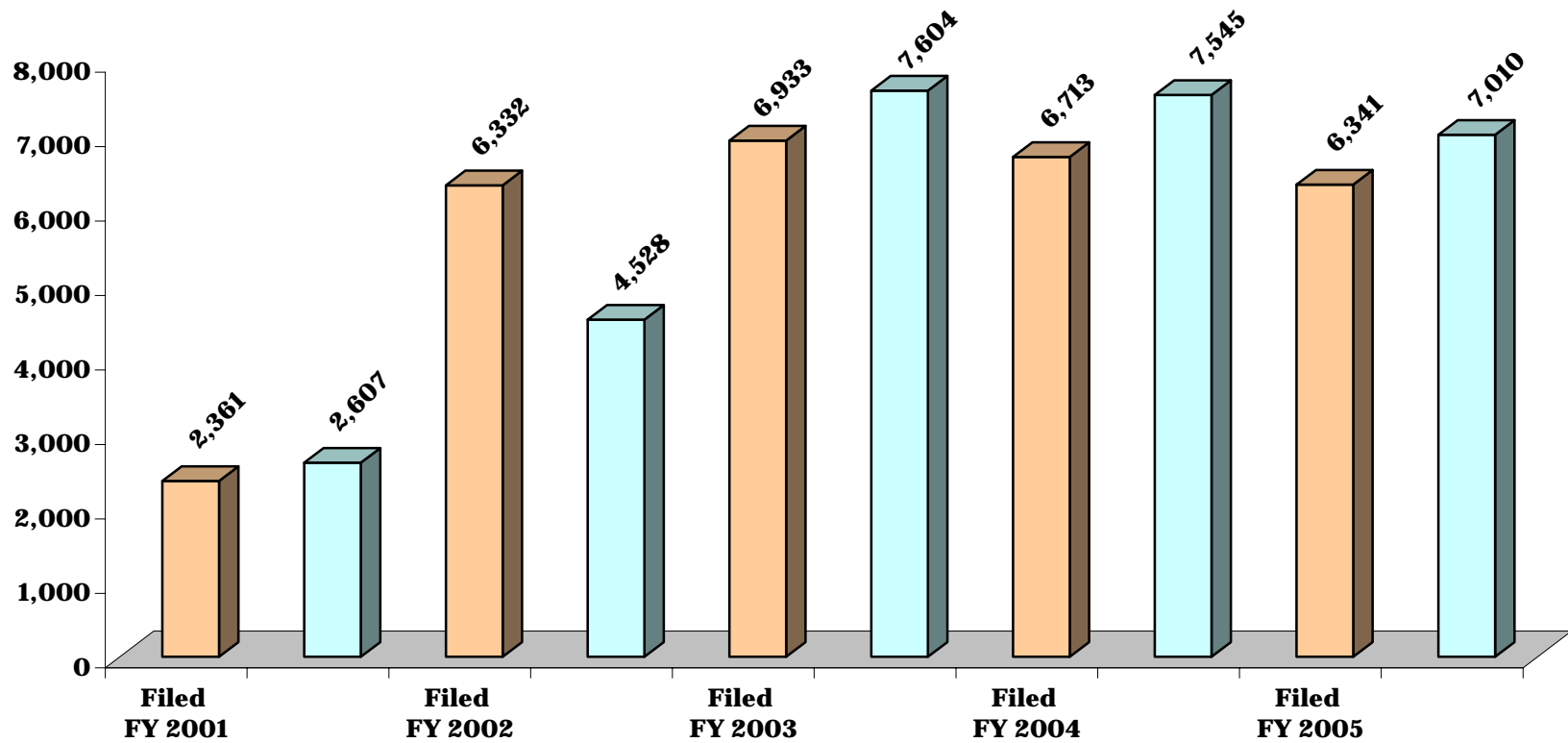


**CHART DC-8.1.10
DISTRICT COURT**

DISTRICT 10 - Carroll and Howard Counties

DWI CASES FILED AND TERMINATED

5 Year Comparative Data: Fiscal Years 2001 - 2005

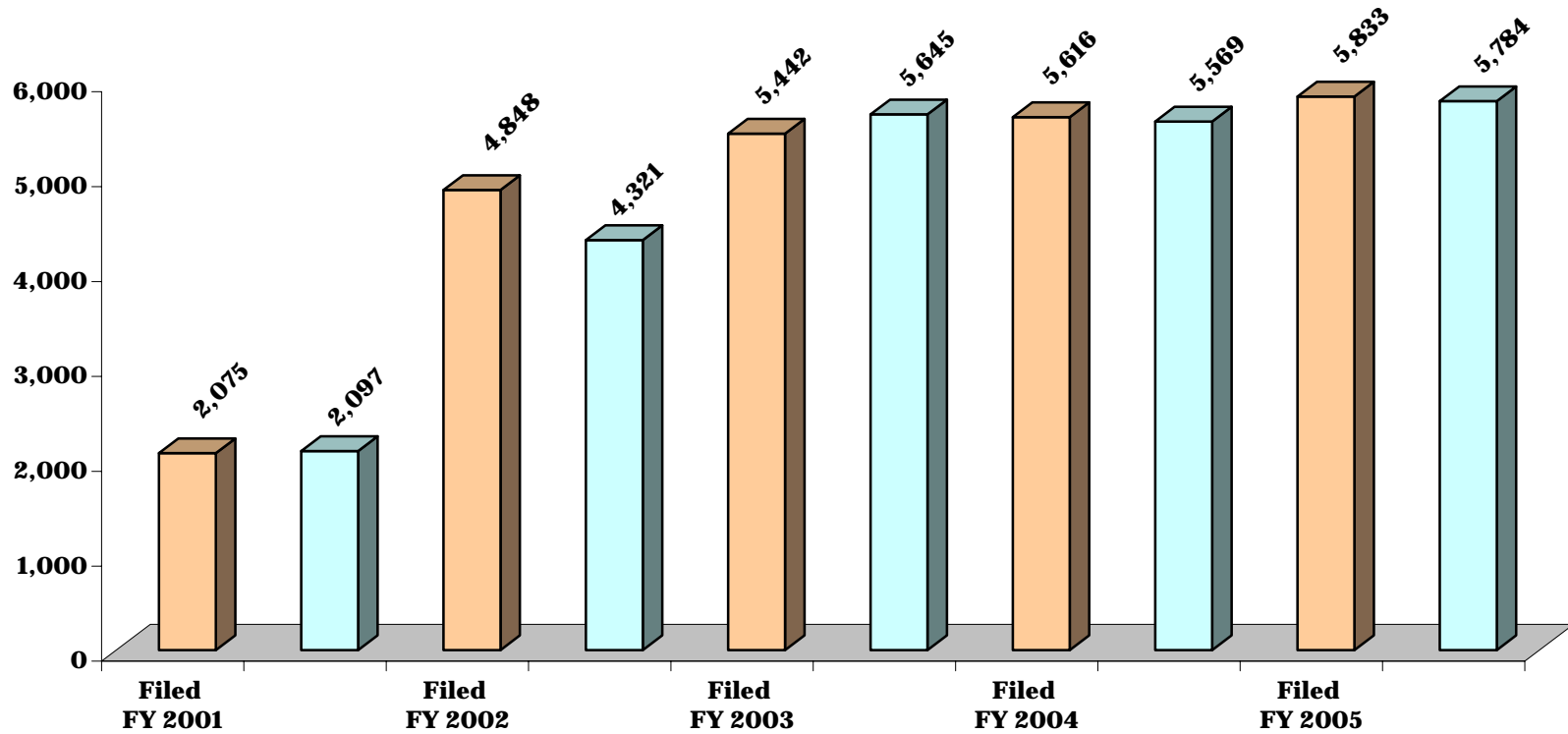


**CHART DC-8.1.11
DISTRICT COURT**

DISTRICT 11 - Frederick and Washington Counties

DWI CASES FILED AND TERMINATED

5 Year Comparative Data: Fiscal Years 2001 - 2005

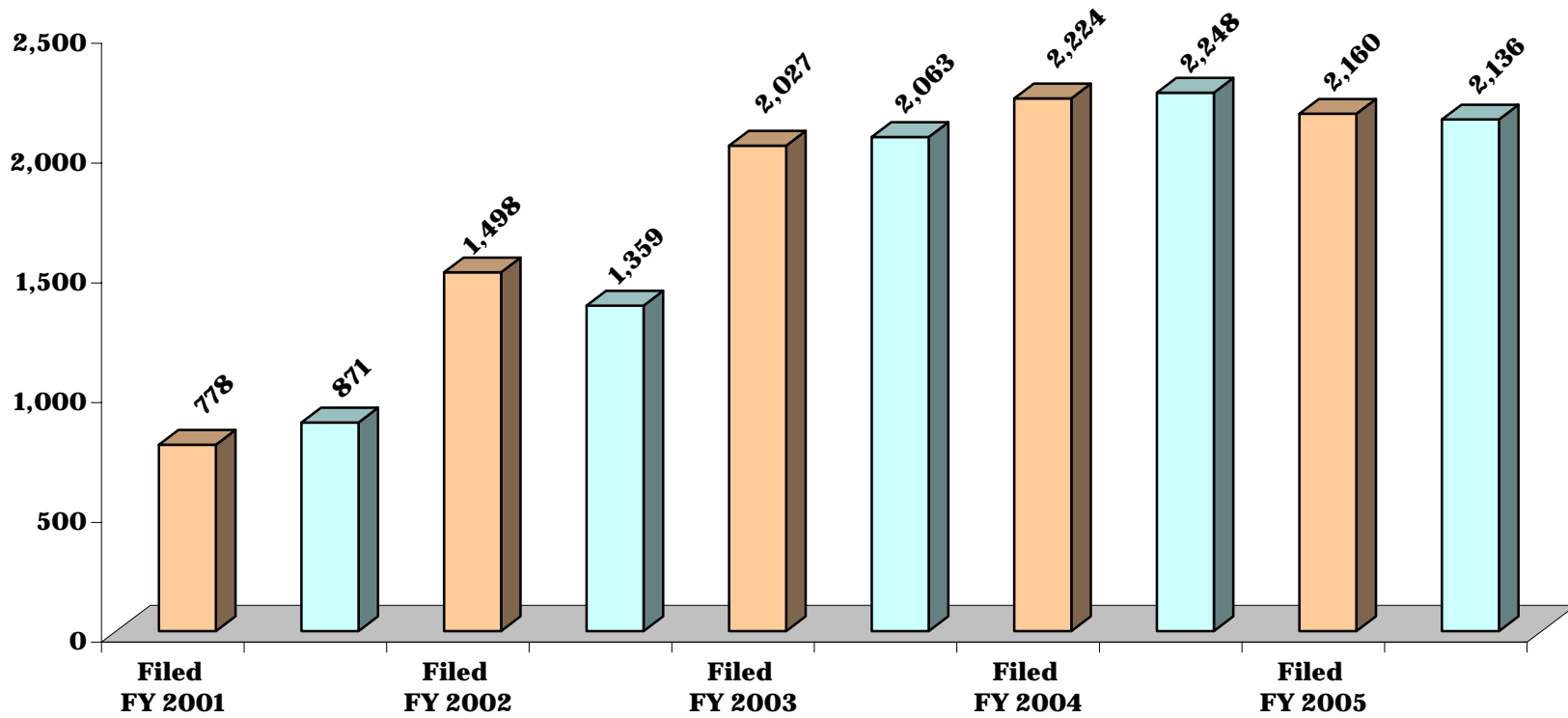


**CHART DC-8.1.12
DISTRICT COURT**

DISTRICT 12 - Allegany and Garrett Counties

DWI CASES FILED AND TERMINATED

5 Year Comparative Data: Fiscal Years 2001 - 2005



**CHART DC-8.1.13
DISTRICT COURT**

**STATE TOTAL:
DWI CASES FILED AND TERMINATED**

5 Year Comparative Data: Fiscal Years 2001 - 2005

